



— 2020 —
BOSTON RED SOX
MEDIA
GUIDE





PETE FRATES

1984 - 2019

WHILE BATTLING ONE OF THE WORLD'S DARKEST DISEASES, PETE FRATES TAUGHT US HOW UNDAUNTED OPTIMISM CAN LAY THE GROUNDWORK TO INSPIRE A REVOLUTIONARY MOVEMENT. WE ARE SO VERY PROUD THAT PETE'S STORY LED HIM THROUGH FENWAY PARK AS A PLAYER, AND LATER, AS AN ICON AND MEMBER OF OUR FAMILY. HIS EFFORTS WILL NOT ONLY BE FELT IN THE LABS OF ALS RESEARCHERS ACROSS THE COUNTRY, BUT ALSO WITHIN THE WALLS OF FENWAY PARK WHERE HIS SPIRIT WILL REMAIN WITH US, ALWAYS.

2020 BOSTON RED SOX MEDIA GUIDE

4 JERSEY STREET 📍 BOSTON, MA 02215

Administration: 617-226-6000 📞 Tickets and General Information: 877-REDSOX9

Send Suggestions to: fanfeedback@redsox.com 📧 www.redsox.com

The Red Sox Organization

The Red Sox Remember	3
"A Competitive Challenge"	4-9
Red Sox in the Community	10-13
Front Office Directory	14-15
Fenway Sports Group	16

Red Sox Ownership And Club Executives

Principal Owner John W. Henry	18-19
Chairman Thomas C. Werner	20-21
Vice Chairmen David Ginsberg and Phillip H. Morse	22
Club Executives	23-32

2020 Red Sox

Coaching Staff	33-46
Major League Personnel	47-49
Baseball Research and Development	49-50
Sports Medicine Service	51-54
Red Sox Players	55-210
Red Sox Roster and Pronunciation Guide	211-212

2019 In Review

Season Recap and Highlights	213-217
Game Log	218-219
Statistical Breakdowns	220-226
Transactions	227-228
Injured List	228

Opponents

2020 Opponents	229-237
----------------------	---------

Individual Player Bios

R.J. Alvarez	56	Chad De La Guerra	96	Jonathan Lucroy	129	Chris Sale	177
John Andreoli	58	Rafael Devers	97	J.D. Martinez	131	Mike Shawayn	184
Jonathan Araúz	60	Jeter Downs	103	Bryan Mata	137	Jeffrey Springs	186
Yoan Aybar	61	Jarren Duran	104	Chris Mazza	138	Domingo Tapia	188
Roldani Baldwin	62	Nathan Eovaldi	105	Daniel McGrath	140	Josh Taylor	189
Jett Bandy	63	Matt Hall	108	Collin McHugh	142	Phillips Valdez	191
Matt Barnes	65	Kyle Hart	109	Mitch Moreland	145	Christian Vázquez	193
Andrew Benintendi	68	Heath Hembree	110	Josh Ockimey	149	Hector Velázquez	197
Xander Bogaerts	72	Darwinzon Hernandez	112	Josh Osich	150	Alex Verdugo	199
Jackie Bradley Jr.	77	Marco Hernández	114	Dustin Pedroia	152	Marcus Walden	201
Ryan Brasier	81	Trevor Hildenberger	116	José Peraza	159	Ryan Weber	203
Colten Brewer	83	Tanner Houck	118	Martin Pérez	161	Marcus Wilson	205
Austin Brice	85	Brian Johnson	119	Kevin Pillar	163	Jantzen Witte	206
Rusney Castillo	87	Tommy Joseph	122	Kevin Plawecki	166	Connor Wong	207
Juan Centeno	89	Mike Kickham	124	Bobby Poyner	168	Bandon Workman	208
C.J. Chatham	91	Robinson Leyer	125	César Puello	170		
Michael Chavis	92	Tzu-Wei Lin	126	Denyi Reyes	172		
Bobby Dalbec	94	Nick Longhi	128	Eduardo Rodriguez	173		

Information Box Directory

Notable Fenway Park Improvements	6	Red Sox General Manager History	24	Players Lost in Expansion Drafts	212
Bands/Artists to Perform at Fenway Park	7	Red Sox All-Time Teams	117	Opponents Last Time	233
Home Attendance, 2002-2019	8	All-Fenway Park Team	141	Active Opponent Leaders vs. Red Sox	235
Red Sox Ownership History	19	Red Sox to Play in Every Game	187	Opponent HR Leaders at Fenway Park	235
Red Sox President History	23	Red Sox Japanese-born Players	190	All-Time Leaders at Fenway Park	245

2020 Boston Red Sox Media Guide

Produced by the Red Sox Media Relations Department: Kevin Gregg, Abby Murphy, Justin Long, Bryan Loo-Almonte, and Kyle Montemagno. **Additional Contributions:** Zineb Curran, Gordon Edes, Adam Grossman, Tim Heintzelman, Pam Kenn, and Debbie Matson. **Design:** Jamie Barker and Jai Giffin, Provations Group. **Cover Design:** Marissa McClain. **Additional Design:** Nick Sciaratta. **Printing:** MassPrinting. **Photography:** Michael Ivins, Billie Weiss, Cindy Loo, Brita Meng-Outzen, Matthew Thomas, Reginald Thomas II, Maddie Malhotra, Cameron Pollack, Kathryn Riley, Sarah Stier, and Brearley Collection. **Statistical Assistance:** Elias Sports Bureau, Baseball-Reference.com, STATS Inc., Major League Baseball, and David Vincent (SABR). Copyright Boston Red Sox, ©2020. All rights reserved.



BOSTON RED SOX 2019 ALLAN H. SELIG AWARD WINNER FOR PHILANTHROPIC EXCELLENCE

The Red Sox were recognized in 2019 for their development of Home Base, a Red Sox Foundation and Massachusetts General Hospital Program dedicated to healing the invisible wounds for Veterans of all eras, Service Members, Military Families, and Families of the Fallen through world-class clinical care, wellness, education, and research.

LEARN MORE AT [HOMEBASE.ORG](https://homebase.org)

The Red Sox Remember

We were saddened to hear of the passings of the following members of the Red Sox family in the last year:



JERRY CASALE, 85, former Red Sox RHP on 2/9/19 in Paramus, NJ. In three years with Boston (1958-60), he went 15-17 with a 4.90 ERA and 150 SO in 279.0 IP (62 G). He was named Red Sox Rookie of the Year in 1959 when he had career bests in wins (13), strikeouts (93), ERA (4.31), complete games (9), shutouts (3) and innings (179.2).



NICK CAFARDO, 62, longtime *Boston Globe* sportswriter, on 2/21/19 while covering Spring Training in Fort Myers, FL. His opinions on the Red Sox and the most pressing issues facing Major League Baseball were a constant, particularly through the prominent Sunday baseball notes column in the *Globe*. He also served as a correspondent for NESN and MLB Network and was the author of several sports books.



GENE STEPHENS, 86, former Red Sox outfielder on 4/27/19 in Granbury, TX. Gene played with Boston for eight years from 1952-53 and '55-'60, as part of a 12-year big league career. For Boston, Gene hit an overall .247 (325-for-1,316) with 24 HR and 149 RBI in 693 games. One June 18, 1953 vs. the Tigers at Fenway Park, at the age of 19, he became the first Major Leaguer to have three hits in one inning in a game.



BILL BUCKNER, 69, former Red Sox 1B on 5/27/19 in Boise, ID. Bill totaled 2,715 hits as part of a 22-year major league career, appearing in 526 games with the Red Sox from 1984-87 and 1990. He was named an All-Star with the Cubs in 1981 and finished in the top 25 in MVP voting five times. Bill had a lifetime batting average of .289 (2,715-for-9,397) with 498 doubles, 49 triples, and 174 home runs. He had 1,208 RBI, 1,077 runs scored, and 183 stolen bases, recording only three more strikeouts (453) than walks (450).



PUMPSIE GREEN, 85, former Red Sox infielder on 7/17/19 in San Leandro, CA. Pumpsie became the first African-American player in Red Sox history, making his big league debut on July 21, 1959 in a game against the White Sox at Comiskey Park. He pinch-ran for Vic Wertz at first base in the eighth inning and remained in the game at shortstop. In his first at-bat in his Fenway Park debut vs. Kansas City on August 4, he led off the bottom of the first inning with a triple and scored the game's first run. In 327 games over four seasons with Boston (1959-62), Pumpsie hit .244 (181-for-742).



MIKE ROARKE, 88, former Red Sox pitching coach on 7/27/19 in Cranston, RI. Mike worked on Boston's major league staff during the strike-shortened 1994 season.



AL JACKSON, 83, former Red Sox pitching coach on 8/19/19 in Port St. Lucie, FL. Al mentored Boston's pitchers for three seasons from 1977-79.




TEX CLEVENER, 87, former Red Sox RHP on 8/24/19 in Visalia, CA. Tex began an eight-year major league career with the Red Sox in 1954, appearing in 23 games for the Sox that season.



MARTIN TRUST, 84, Red Sox Partner on 9/12/19 in Boston, MA. Marty joined Fenway Sports Group as a Partner in February 2002 and was the founder of Mast Industries, Inc., a pioneer in global apparel manufacturing.



TED LEPCIO, 90, former Red Sox infielder on 12/11/19 in Dedham, MA. In eight years with the Red Sox (1952-59), Ted hit .247 (401-for-1,622) with 53 HR and 200 RBI in 532 games.



ANDY HASSLER, 68, former Red Sox RHP on 12/25/19 in Wickenburg, AZ. From 1978-79 with Boston, Andy went 3-3 with a 4.96 ERA in 45.1 IP (21 G) as part of a 14-year ML career.



"A Competitive Challenge"

Principal Owner John W. Henry and Chairman Tom Werner are beginning their 19th season as stewards of the Red Sox franchise, their tenure as club owners now the second longest in franchise history. By any measure, the club has enjoyed unparalleled success in that time. The franchise has won four World Series titles, the first of which (2004) ended a championship drought of 86 years, while the most recent (2018) capped off an historic 119-win season, with a club-record 108 of those victories coming in the regular season. No other franchise in the first two decades of this century has won as many as four World Series titles. The Henry/Werner tandem, in conjunction with their partners, also has succeeded in saving and restoring Fenway Park by blending modern amenities with the history and tradition that has made the ballpark one of the world's crown jewel sports venues. In each of the last 16 seasons, Red Sox annual attendance has exceeded 2.8 million fans. Fulfilling ownership's pledge to the greater community, the Red Sox Foundation is celebrating its 19th year of existence, donating to more than 1,900 organizations, including its own self-operated programs. It is the largest team charity in Major League Baseball, and one of the largest in professional sports.



The "new day" that Henry proclaimed when he, Werner, Larry Lucchino and their partners purchased the Red Sox on December 20, 2001—ending the 69-year stewardship of Tom and Jean Yawkey and their trustees—did indeed come to pass. As the Henry/Werner partnership completes a second decade of ownership, its commitment to remaining at the top of the baseball firmament for years to come remains as strong as ever.

"I don't think of it as a business," Henry said. "This is not the business I would choose to go into if you [only] call it a business. But it's a competitive challenge. And we're doing everything we can every year to maximize our resources. Other than the Yankees, we're probably second among the 30 teams in spending in the last decade, maybe over the last two decades. For me, it's about competitive advantage. You need to manage your resources properly."

As the leaders of the Red Sox confront the challenges of a new season, they continue to be guided by the fundamental principles that have served the franchise so well for almost two decades, with a commitment to the following:

Commitment No. 1: Playing October Baseball Each Season, With the Ultimate Goal of Winning World Series Championships

In the first 18 seasons under current ownership, the Red Sox have compiled a .557 winning percentage, which ranks second overall in Major League Baseball. In that time, the Red Sox have reached postseason play 10 times and won four World Series titles, the most championships of any Major League team in the 21st century. They also have enjoyed three separate three-year streaks of qualifying for the playoffs (2003-05, 2007-09, 2016-18) after never before advancing to the postseason in three straight seasons. Each of the last three playoff appearances has been the result of winning the American League East Division title, marking the longest streak of first-place finishes in franchise history. The bands of consistent success paved the way for four majestic World Series runs. The first, in 2004, came in the wake of a crushing Game 7 defeat in the 2003 American League Championship Series against the New York Yankees, one that was eclipsed in drama by the unprecedented comeback staged by the Red Sox against the Yankees in the 2004 ALCS. When the last out was recorded in Yankee Stadium on October 20, 2004, the Red Sox became the first team in baseball history to win a seven-game postseason series after losing the first three games. The unbridled momentum of the ALCS carried through to St. Louis, where the Sox completed a four-game sweep, helping to salvage Game 7 losses to the Cardinals in both the 1946 and 1967 World Series.

In 2007, the Red Sox gained sole possession of first place in the AL East on April 18 and never relinquished the division's top spot. The club continued its magical run with another stirring comeback in the ALCS, rallying from a 3-games-to-1 deficit to defeat the Cleveland Indians. The Sox then swept the Colorado Rockies for their second World Series title in four years.

In 2013, with a new manager in John Farrell and the signings of seven free agents in the offseason, a team that came to be known as a band of bearded brothers provided a needed emotional lift to a city devastated by the Boston Marathon bombing. To the rallying cry of "Boston Strong," the Red Sox defeated the Detroit Tigers in a thrilling, six-game ALCS. After securing their 13th AL pennant, the Red Sox disposed of the Cardinals in the World Series, also in six games, winning the decisive game at Fenway Park for the first time in 95 years.

In 2018, with rookie Manager Alex Cora at the helm, the Red Sox got off to starts of 9-1 and 17-2, the best 19-game stretch to begin a season in franchise history. They took over sole possession of first place in the AL East on July 2 and held it for the remainder of the season, using a four-game sweep over the Yankees in early August to separate themselves from the pack. Boston finished 8.0 games ahead of New York in the division standings, marking the club's largest margin of victory ever. The Sox' 108 regular season wins bested a franchise record that had been set 106 years prior by the 1912 club that finished 105-47.

The 2018 Red Sox carried their historic regular season into the playoffs, where they went a combined 7-2 against the 100-win Yankees and the 103-win Houston Astros, the defending World Series champions. In Game 3 of the ALDS at Yankee Stadium, Brock Holt became the first major leaguer ever to hit for the cycle in a Postseason game, while Jackie Bradley Jr.'s clutch hitting in Houston earned him ALCS Most Valuable Player honors. After winning their 14th AL pennant, the Red Sox went on to win the World Series against the Los Angeles Dodgers in five games, notably overcoming a 4-0 deficit in Game 4 to earn the franchise's largest comeback victory in World Series history. Boston's 119 total wins were the third-most in Major League history, and the second-most ever by a World Series championship team.



After claiming three consecutive first-place finishes for the first time in franchise history (2016, '17, '18), the Red Sox missed the playoffs in 2019 with an 84-78 record. Following the 2019 season, the club hired its first chief baseball officer, Chaim Bloom, to execute ownership's mandate of creating a framework that will ensure sustained success well into the future. With an offense led by Xander Bogaerts, Rafael Devers, and J.D. Martinez—who each hit at least .300 with more than 30 home runs and 100 RBI in 2019—and a pitching staff anchored by Chris Sale, Eduardo Rodríguez, and Nathan Eovaldi, the Red Sox' quest for their fifth World Series title of the century begins with a core of talented players in 2020.

Commitment No. 2: Preserving, Protecting and Enhancing Historic Fenway Park While Offering New and Unique Forms of Entertainment

Fenway Park was on life support when the team was up for sale in 2001. Only the Henry-Werner-Lucchino group sought to save the ballpark.

Passion, ingenuity, and commitment fueled financial, intellectual, and physical improvements to the ballpark each year. The most significant renovations took place in the first 10 years (through the 2010-11 offseason), funded by the club's own investment of over \$285 million. With the mantra “Do No Harm,” the ownership group set the course on an ambitious transformation to add more seats, information, and amenities at Fenway Park. From seamlessly putting seats above the hallowed Green Monster to utilizing every available square inch in the ballpark, they shortened lines, enhanced information access, and improved facilities for players and staff. They helped preserve and protect the neighborhoods around the park, from Kenmore Square through the Fenway to the Longwood medical area (home of world-renowned hospitals).

After their third season of improvements, Henry, Werner, and Lucchino committed on March 23, 2005 to remain long-term at Fenway Park. The news triggered gratitude, honors, and investment that rejuvenated the Fenway neighborhood. Fans responded by packing the ballpark in unprecedented numbers, resulting in a record sellout streak of 794 games (820 including the postseason), beginning on May 15, 2003 and ending with a sellout on Opening Day, 2013.

With additional seats and standing room at Fenway Park, the club reached 2.7 million in attendance for the first time in 2003 – the first of seven consecutive seasons setting an attendance record – and exceeded 3 million fans in five straight years from 2008-12.

Recognizing that Fenway Park could once again serve as a gathering place for the community beyond 81-plus baseball games each year, the ballpark has opened its doors to a wide variety of entertainment experiences year-round. This unique showcase of events began with Bruce Springsteen and the E Street Band, the first band invited to play at Fenway Park in 2003, making an encore appearance in 2012. That concert, the first in 30 years at Fenway Park, paved the way for a sweeping array of entertainment and sporting events.

On New Year's Day 2010, Fenway Park's playing surface served as foundation for a hockey rink, the Boston Bruins taking the ice for the National Hockey League's Winter Classic against the Philadelphia Flyers. It was a success, artistically and on the scoreboard, the Bruins winning, 2-1, in overtime. And in the winter of 2011-12, there would be more skating on the Fens, as several college and high school teams played in “Frozen Fenway” and time was set aside for open public skating. “Frozen Fenway” returned two years later, this time with the addition of a 75-foot “Monster Sled,” the left-field wall serving as dramatic backdrop.

Fenway Park took on an international flavor in 2010, hosting its first soccer match in more than 40 years when Celtic FC of the Scottish Premier League took on Sporting Portugal. In 2012, a preseason friendly between two iconic franchises, Liverpool FC and A.S. Roma was held at the ballpark, with the Italian side winning, 2-1. Those two clubs met in a rematch in 2014, and Roma again came out on top, 1-nil.

“A Competitive Challenge,” Continued

The sporting menu was expanded again in 2015, in what became the Winter Season at Fenway Park. To great popular acclaim, football returned to the 105-year-old ballpark for the first time since 1968 when the Boston Patriots of the old American Football League played their home games. The baseball diamond underwent a dramatic transformation into a gridiron as Notre Dame took the field as the home team in the Shamrock Series against Boston College on November 21. The Fighting Irish edged the Eagles, 19-16. Days later, Fenway Park revived a tradition that had ended 80 years earlier of hosting Thanksgiving high school football. St. John’s Prep played Xavierian and B.C. High played Catholic Memorial on Thanksgiving Eve, while Wellesley played Needham and Boston Latin met Boston English on Thanksgiving Day.

The football games were followed the next weekend by hurling, Galway meeting Dublin in a friendly, which was accompanied by an Irish Festival.

In February, 2016, another winter spectacle made its Fenway debut: “Big Air at Fenway,” a snowboarding and free-skiing U.S. Grand Prix tour event. It featured a 140-foot-high snow ramp, taller than the light towers at the ballpark and over three times taller than the fabled Green Monster. After a summer in which a record 11 concerts were held, including a first-ever appearance by Pearl Jam, ice hockey returned in January, 2017, with Frozen Fenway held for the fourth time.

In 2017, Lady Gaga made history when she became the first female artist to headline at Fenway Park, performing two concerts. Her two shows were part of eight nights of concert performances that year, including encore appearances by James Taylor, Bonnie Raitt and Billy Joel. Football also returned in the form of the Gridiron Series, comprised of back-to-back weekends of college football. Ivy League rivals Brown and Dartmouth kicked off the series, the Big Green prevailing 33-10 in the first meeting in 94 years between the schools here, followed the next night by UMass and Maine, the home-state Minutemen coming out on top in a high-scoring, 44-31 affair. The following weekend, Boston College romped over UConn, 39-16, the colleges then giving way to three high school games played headed into Thanksgiving, the first between B.C. High and Catholic Memorial, followed by a double-header featuring Masconomet and Everett in the first game, followed by Hingham and Scituate.

From June to September of 2018, the Fenway Park Summer Concert Series was in full swing as 10 shows featuring 10 different artists took center stage. In November, Fenway Park was the site of Harvard and Yale’s 135th rendition of “The Game,” the most prominent athletic contest between the Ivy institutions, in which the Crimson beat the Bulldogs, 45-27. A few days later, the popular Irish sport of hurling returned for the third time in four years. Two days before Thanksgiving, a series of high school football games took center stage as eight local high schools competed in a pair of double-headers over a two-day period at the ballpark. The offseason entertainment concluded in February 2019 when a collection of the world’s fastest skaters raced at speeds of up to 50 miles-per-hour down a 1,200-foot ice track for the two-day Red Bull Crashed Ice event.

The 2019-20 off-season was devoted to another ambitious project—the construction of the MGM Music Hall at Fenway, a new 5,000-seat performing arts center which will sit beyond the right-field bleachers of Fenway Park. In addition to hosting a wide variety of live events, the mixed-use venue will offer the opportunity to partner with local schools, colleges, and other neighborhood organizations to create an epicenter for the performing arts community in Boston.

Commitment No. 3: Taking the Fenway Park Experience to the Highest Levels of Service, Warmth, and Hospitality for the Purpose of Creating Lasting Memories for All Who Visit

It is not enough for the Red Sox to have a winning team playing in a historic ballpark; every employee of the Red Sox is challenged to create an experience that matches, or exceeds, the expectations of every fan who walks through the gates of Fenway Park.

With instruction that we are in the “yes business,” the motto heard most around the halls of the front office is, “It can be done.”

To help bring that motto to life, on September 5, 2002, the club created the Fenway Ambassadors, a good-will troupe whose mandate is to delight, inform, and care for fans young and old. From the simple task of giving directions, to surprising a child with a game ball who missed catching their own, the Fenway Ambassadors work to fulfill the club’s mission to apply a personal touch and create memorable experiences for all who visit.

NOTABLE FENWAY PARK IMPROVEMENTS

2003: The debut of Green Monster seats above the left-field wall and official opening of Yawkey Way after a one-month trial the previous September.

2004: The building of the Budweiser Roof Deck (now the Sam Deck).

2005: Improvements to the clubhouse and the creation of Game On!

2009-11: Complete repair of the lower seating bowl.

2013: The addition of the Champions Club and the introduction of “Fenway Farms,” a rooftop garden.

2014: The opening of Yawkey Station on the MBTA Commuter Rail.

2016-17: The addition of two rows of dugout seats; the installation of a removable field wall system in front of the bullpens; and the addition of a virtual reality batting cage experience in the Kids Concourse.

2018: The addition of a Dugout Suite adjacent to the home dugout, giving fans a unique, field-level view of the game.

“A Competitive Challenge,” Continued

Since 2002, the club has put a special emphasis on making all fans feel welcome at the ballpark, and new improvements and amenities have sought to provide the comforts that make their visit enjoyable, including enhanced WiFi and cellular networks, a new space created just for season ticket holders in the Royal Rooters Club, more varied concession options that appeal to the most discerning palates, and private spaces for mothers to nurse their infants. In addition to the improved creature comforts, the club has provided fans with more free opportunities to visit Fenway Park outside of a game with the introduction of programs such as a “Father’s Day Catch,” a Mother’s Day “Walk in the Park,” days when “Kids Run the Bases,” “Open Houses” to savor the ballpark, and when “Grandparents Walk the Bases.” Families can trick or treat on Halloween, and celebrate Veterans Day, Thanksgiving, the holiday season, and Valentine’s Day with a variety of events.

And it wouldn’t be “America’s Most Beloved Ballpark” without the poignant ceremonies that celebrate the important and meaningful connection between and the City of Boston and Fenway Park.

In a grand procession to celebrate the ballpark’s 100th anniversary on April 20, 2012, the exact date of the first game at Fenway Park, more than 200 former Red Sox returned to their field, wearing the jerseys of their youth, one by one, to the strains of “Field of Dreams,” “The Natural,” and John Williams’ “Jurassic Park.” Maestro Williams was on hand in person to conduct the Boston Pops in the debut of “Fanfare for Fenway,” his gift to the club and to the park. A Guinness World Record (32,904) toasted the park. And as her great-grandfather John F. Fitzgerald, the Mayor of Boston, had done 100 years before on the same date in the same place, Caroline Kennedy threw the Ceremonial First Pitch, together with Boston Mayor Thomas M. Menino and Thomas Fitzgerald, grandson of “Honey Fitz.” The game would be the last ever attended together by Johnny Pesky and Bobby Doerr, who sat in the Legends Suite, watching the Boys of Summer that they were 70 years before.

In 2013, the Red Sox played a meaningful role after the Boston Marathon tragedy of April 15. At the team’s next home game, Saturday, April 20, Boston’s largest community convocation experienced a palpable sense of unity and resolve. The ceremony’s final words came from an impassioned David Ortiz, whose spontaneous oratory will not be forgotten, though it may not necessarily be repeated word for word.

Throughout the season, the Red Sox welcomed heroes and wounded, families and friends, and attempted to provide communal comfort. It was an extraordinary demonstration of how a ballclub can interlock with the emotions of a strong, resilient community. Together, that passion took everyone back to the finish line of the Marathon on November 2, when Jonny Gomes and Jarrod Saltalamacchia placed the freshly won World Series Trophy on the site. They countered tragedy with triumph.

In 2014, April 20 was a special day for the third straight year. On the eve of Marathon Monday, ESPN televised Fenway’s one-year tribute to those who had been affected. Fans in the park, in the nation, and around the world marveled at the demonstration of strength that had made “Boston Strong” part of the national vocabulary.

Opening Day 2015 was one of the club’s most remarkable. Fans anticipated and enjoyed a salute to the New England Patriots, who had just won their fourth Super Bowl.

But they did not expect the emotional moment when Jane Richard led her church’s children’s choir in the National Anthem, two years after losing her leg – and her brother Martin – in the Marathon tragedy.

Neither did they anticipate the final moment of the ceremonies, traditionally when someone says “Play Ball!” On this day, the club gave that honor to Pete Frates, the Boston College baseball star whose battle with ALS led him to help create the phenomenal “Ice-Bucket Challenge.” What’s more, then-General Manager Ben Cherington came out on the field and signed Frates to an authentic Red Sox baseball contract.

During the summer, the club presented a two-day tribute to new Hall of Famer Pedro Martinez. One day in English, one day in Spanish, both touching tributes to the extraordinary pitcher and extraordinary man.

The 2016 season was marked by two extraordinary events. In pregame ceremonies May 26th, Hall of Famer Wade Boggs became the ninth Red Sox player to have his number retired, a red No. 26 joining the others on the façade of the right-field grandstand. The final weekend of the 2016 season was devoted to a three-day celebration of the extraordinary career of Red Sox slugger David Ortiz, who received a \$1 million gift from the Red Sox Foundation to his own foundation dedicated to critical pediatric care, and also was saluted by the city and state with the naming of a bridge and a street in his name.

BANDS/ARTISTS TO PERFORM AT FENWAY PARK, 2003-19

Bruce Springsteen and the E Street Band
 Dave Matthews Band • The Police
 Lady Gaga • Luke Bryan • Pearl Jam
 Jason Aldean • Billy Joel • Foo Fighters
 Jay-Z and Justin Timberlake • The Who
 Jimmy Buffett • The Rolling Stones
 Neil Diamond • Phish • Sir Paul McCartney
 Aerosmith and J. Geils Band
 Tom Petty & the Heartbreakers • Jack White
 Zac Brown Band • Dead & Company
 James Taylor w/ Bonnie Raitt & Jackson Browne
 Florida Georgia Line • Nelly • Chris Lane
 New Kids on the Block and The Backstreet Boys
 Journey and Def Leppard • Kid Rock
 Dropkick Murphys w/ Mighty Mighty Bosstones
 Sheryl Crow • Black-Eyed Peas
 Roger Waters performing “The Wall”
 Willie Nelson • Bleachers • Royal Blood
 Mission to Burma
 New Kids on the Block w/ Paula Abdul and Boyz II Men
 Drake White and the Big Fire
 Thomas Rhett & A Thousand Horses

“A Competitive Challenge,” Continued

Two championship reunions marked the 2017 season—the 1967 team gathered to commemorate the “Impossible Dream” American League pennant it captured 50 years before, and the 2007 World Series champions reconvened 10 years after giving the Sox their second World Series title in four years. And, not waiting for his inevitable induction into baseball’s Hall of Fame, the Red Sox staged a memorable ceremony to retire the No. 34 worn by the beloved Big Papi, David Ortiz.

In 2018, the club inducted the newest members of the Red Sox Hall of Fame, Kevin Youkilis, Derek Lowe, Mike Lowell, and the late John Frank “Buck” Freeman. Alphonso “Al” Green, who has worked for the club for more than 40 years, was chosen as the non-uniformed inductee. The club also introduced the first-ever Special Achievement inductee recognizing the accomplishments of Arthur D’Angelo, owner of Twins Enterprises, The Souvenir Store on Jersey Street, and founder of ‘47 Brand. In May, the Red Sox hosted the first alumni game in nearly 25 years. The three-inning game took place on May 27 before the Red Sox-Braves game and featured Dwight Evans and Luis Tiant as the managers of the two teams. Twenty-five alums participated in the game, including Wade Boggs, Oil Can Boyd, Orlando Cabrera, Jonny Gomes, Bill Lee, Derek Lowe, Mike Lowell, and Pedro Martinez.

In 2019, the Red Sox on July 18 hosted a celebration of the 150th anniversary of Boston Children’s Hospital, the world’s largest pediatric research enterprise and the primary pediatric teaching hospital for Harvard Medical School.

And in their commitment to making Fenway Park as accessible to as many fans as possible, the Red Sox also introduced their Service Dog of the Game program, honoring a service dog prior to every Thursday night home game throughout the season.

From the first Father’s Day Catch in 2002, through unifying convocations, to the celebration of careers, the Red Sox have turned Fenway Park into a place of warm, lasting memories – a place where dreams come true.

RED SOX HOME ATTENDANCE, 2002-2019

2002	2,650,063
2003	2,724,162
2004	2,837,304
2005	2,847,888
2006	2,930,588
2007	2,971,025
2008	3,048,248
2009	3,062,699
2010	3,046,444
2011	3,054,001
2012	3,043,003
2013	2,833,333
2014	2,956,089
2015	2,880,694
2016	2,955,434
2017	2,917,678
2018	2,895,575
2019	2,924,637

Commitment No. 4: Impacting the Lives of New Englanders through Our Community and Charitable Endeavors

The Red Sox, recognizing the place of prominence they have been given in the lives of so many New Englanders, have embraced their mission to positively impact the community that holds them so dear.

Immediately after completing the purchase of the club on February 27, 2002, the owners established the Red Sox Foundation, and committed to the Massachusetts Attorney General that they would infuse the foundation with at least \$20 million over the next 10 years.

As it celebrates its 19th year, the Red Sox Foundation, focusing on its core targets of children, families, veterans and communities in need, has not only met that expectation but exceeded it, and in 2018 welcomed a new executive director, Bekah Salwasser. In 2010, it received Major League Baseball’s first-ever Commissioner’s Award for Philanthropic Excellence for its Red Sox Scholars program, which provides college scholarships and care for academically-talented, financially-challenged middle school students. The Red Sox Foundation won the Commissioner’s Award a second time in 2019 for its Home Base program, which provides treatment for post-traumatic stress and traumatic brain injuries to veterans and their families.

It also received the 2009 Steve Patterson Award for Excellence in Sports Philanthropy from the Robert Wood Johnson Foundation and The Sports Philanthropy Project.

The legendary relationship between the Red Sox and the Jimmy Fund marked its 66th year of partnership in 2019. Through the years, the club’s support has intensified with a variety of initiatives. In 2002, the Red Sox established the Jimmy Fund Radio-Telethon on WEEI and NESN. The annual fundraiser has generated more than \$57 million for research, treatment, and care at Dana-Farber Cancer Institute, including \$3.6 million in 2019. The foundation also became a title sponsor of the Pan-Mass Challenge, the across-the-Commonwealth bike ride that has raised more than \$717 million, including a record \$63 million in 2019. Patients visit the Red Sox at Spring Training, on the road, and at Fenway, thanks to the generosity of retired radio-TV personality John Dennis; philanthropists such as Art Kelly; and Mike Gordon, President of Fenway Sports Group.

The relationship started anecdotally in 1947, when Ted Williams would visit patients on his way to the park. The Red Sox adopted the Jimmy Fund as their official charity in 1953, to continue the tradition established by the Boston Braves, who moved to Milwaukee. The 2013 season featured a year-long tribute that included the creation of the Jimmy Fund Chorus. In 2014, a Jimmy Fund Gallery was dedicated, and the relationship was proclaimed in signage on the outside of the building on Brookline Avenue.

For the fifth straight season in 2019, Brock Holt served as a Jimmy Fund captain, visiting the clinic and lending his support to the cause. The entire team went to the Telethon set in August to take a photo with patients and show their support.

A signature effort made by the Red Sox is the Home Base Program, initiated by Red Sox Chairman Tom Werner and the Red Sox Foundation after visits to the Walter Reed Army Medical Center. In partnership with Massachusetts General Hospital, the program has provided treatment for post-traumatic stress and traumatic brain injuries to more than 24,000 New England veterans and their families. The foundation has donated over \$27 million to the program, raising most of that total through its annual Run to Home Base.

The club's enhanced community relations outreach features appearances that foster player-fan interaction. Red Sox players on the 2019 team made 669 appearances arranged by the club, and former players made 351 more. These gestures—1,020 in-person interactions—are in addition to many of the charitable efforts in which players engage independently.

In addition to the work of the Red Sox Foundation, the club has helped other charities raise tens of millions over the past 18 years by donating nearly 65,000 autographed items, providing free use of the ballpark, and over 250,000 complimentary tickets for games, concerts, and special events.

The Red Sox Wives also consistently render services to the community via events that have generated record amounts of food for the hungry, funds to fight diseases, and awareness to help prevent the abuse of women.

The Sox continue to sponsor Ticket for Troops donations while also offering discounted tickets for active-duty, retired, and veteran service members. The Red Sox Foundation for the fifth year sponsored the IMPACT Awards Program, which provides Red Sox fans in the five New England states outside of Massachusetts with the opportunity to vote for their favorite local non-profits to decide which organizations will be awarded grants. More than \$375,000 in grants have been awarded to those non-profits.

Commitment No. 5: Developing and Nurturing the Next Generation of Red Sox Fans

Perhaps more than any other sport, “America’s Pastime” is a generational game. The future of the Red Sox franchise is tied to its ability to make the club and the game of baseball exciting for the kids of today and the parents of tomorrow. To that end, Red Sox ownership made growing the next generation of fans a central mission for the entire organization.

In 2016, the Red Sox continued to build out “Calling All Kids,” a series of programs to develop young fans with three primary goals: provide greater access to Red Sox games at Fenway Park; enhance the entertainment and customer experience for kids at the ballpark; and celebrate and strengthen the game of baseball in the community.

To improve access for young fans, the Red Sox introduced two new ticket programs: a \$9 ticket for high school and college students beginning in 2014, and for those 14 and younger, a free ticket to a game as part of the free Kid Nation membership. In 2018, there were more than 19,000 kids enrolled in the program across each of the 50 states.

Perhaps the most visible symbol of the club's commitment to youth was the creation in 2014 of “Gate K (for Kids),” a children-friendly entrance located adjacent to Gate B leading into the new Kids Concourse. In addition to the gate, the right field area of the Big Concourse was revamped with games, entertainment, kids' concessions, and amenities, and “Wally’s Clubhouse” was formed to serve as an outlet for young fans and families who need a break from the game. To help assist the parents and youngsters in this area, a “Kids Crew” was established, a group of game day employees dedicated to serving the needs of families in the Kids Concourse and Wally’s Clubhouse.

Proving to be a huge hit with our young fans was Tessie, Wally the Green Monster’s sister, who was introduced in January, 2016. Tessie is present for all games at Fenway Park to entertain kids and is a permanent member of the Red Sox family.

To engage more children to play the game, the Red Sox have long been active in Major League Baseball’s RBI Program. In 2002, the ownership group established an innovative program – the Boston Area Church League – with Mayor Thomas M. Menino, sponsors, civic leaders, and longtime civil rights activist Frank Jordan. Children play Saturday doubleheaders with pastors as coaches, police as umpires, and assistant district attorneys as volunteers. All enjoy a game at Fenway Park in September. Over the past 15 years, the RBI program (Reviving Baseball in Inner Cities) has grown to serve over 2,000 youth annually.

In 2017, Mayor Walsh and the Red Sox Foundation unveiled one of four indoor batting cages that were installed at Boston Centers for Youth & Families (BCYF) community centers throughout the City of Boston. The batting cage installations were made possible by a grant from Major League Baseball (MLB) and the Major League Baseball Players Association’s (MLBPA) Youth Development Foundation, an organization set up in 2015 by the league and Players Association to improve the caliber, effectiveness, and availability of amateur baseball and softball programs across the United States and Canada.

The commitment to Little League baseball continued in 2019 when the Red Sox Foundation sponsored Little League teams in Massachusetts and Rhode Island, and sponsored State Tournaments in Massachusetts, Rhode Island, and Maine as well as leadership and instructional skills training for coaches and administrators. The club teamed up with Mayor Walsh and the Highland Street Foundation for the fifth straight year of “Out of the Park,” a free, family-oriented event that brings the Fenway Park experience out to the community.

For the Red Sox, the inaugural “Calling All Kids” campaign was just the beginning. After all, when it comes to kids, you can never rest.

Red Sox in the Community

RED SOX FOUNDATION BOARD

Thomas C. Werner (Chairman)

Mike Egan • David Friedman (Counsel) • Chad Gifford • Linda Pizzuti Henry
Bridget Terry Long • Sean McGrail • Jill Shah • Linda Whitlock • Tim Wakefield (Honorary Chairman)

The official team charity of the Boston Red Sox, the Red Sox Foundation has donated to over 1,900 organizations since its creation in 2002, and is focused on making a difference in the lives of children, families, veterans, and communities in need by improving their health, education, and recreational opportunities. Through partnerships with best-in-class organizations in health care, the Red Sox have helped raised over \$150 million for cancer treatment and research for The Jimmy Fund, supported more than 24,000 veterans and their families suffering from the “invisible wounds of war” with the Home Base Program, and helped the Dimock Center serve over 19,000 patients annually with health and human services. The Foundation’s self-run education and youth baseball programs have helped 301 Boston Public Schools students with college scholarships, and promotes healthy choices and valuable life skills to more than 2,000 urban youth annually through its RBI baseball and softball programs.

The Red Sox are the only 2-time winner of the Allan H. Selig Award for Philanthropic Excellence. The club earned the inaugural award in 2010 for the Red Sox Scholars program, then won again in 2019 for the Home Base program.

The Personal Touch

Touching Lives, Face to Face

The team’s commitment to the community remained as strong as ever in 2019 – a joint effort of the team’s community relations department and the Red Sox Foundation.

Pitcher Nathan Eovaldi and first baseman Mitch Moreland, to cite one example, teamed up with MLB and Teammates for Kids to help fight childhood hunger through the Home Plate Project. The goal of the initiative was to help fight childhood hunger, combat food insecurity and raise awareness about the issue. As part of the initiative, Moreland visited the Greater Boston Food Bank.

Moreland and his wife, Susannah, continued to support Boston Children’s Hospital by making visits, as well as holding their second annual “Christmas in July” toy drive. Mitch was honored by Children’s Hospital in November with its Champions Award.

Five Make-A-Wish children battling cancer and other life-threatening illnesses experienced far-fetched dreams come true in 2019 as they stepped on the field, sat in the dugout, and met the players they had only admired from afar.

Tim Wakefield, the Red Sox Foundation Honorary Chairman inducted into the club’s Hall of Fame in 2016, participated in numerous foundation activities throughout the year, including his sixth annual golf tournament to benefit the Red Sox Foundation.

For the fifth year, the Red Sox Foundation’s IMPACT Awards Program provided Red Sox fans in the five New England states outside of Massachusetts with the opportunity to vote for their favorite local non-profits to decide which organizations will be awarded grants. In that five-year span, the Foundation has donated \$375,000 to those designated charities.

In spring training in Fort Myers, FL., players participated in the Children’s Hospital golf tournament, signed autographs at the Open House at JetBlue Park, attended the Lee County Boys & Girls Club Dinner, and the Diamond Dinner benefiting the Golisano Children’s Hospital of Southwest Florida where they also visited with patients. Players also spent time with children from the Jimmy Fund and participated in service days, which included spending time with students at Treeline Elementary School as well as patients from the Home Base program in Southwest Florida. Pitchers Chris Sale and Nate Eovaldi visited the Golisano Children’s Hospital.

The team held its fifth “Girls of Summer” event where women learned fundamentals of the game from Red Sox coaches, got their photos taken with Red Sox players, and were addressed by members of the front office.

Brock Holt’s unwavering support of the Red Sox and the Red Sox Foundation’s charitable efforts earned him the 2019 nomination by Major League Baseball for the Roberto Clemente Award, a recognition given to a player who best represents the game of baseball through positive contributions on and off the field. It was the fourth time Holt has been nominated for the award.

Jackie Bradley Jr. maintained his ongoing commitment to the Red Sox Foundation’s Red Sox Scholars Program, inviting a different Scholar to every Friday home game to meet with him, watch batting practice, and enjoy the game.

Once a month, Chris Sale met with sick children and veterans before the game and provided them with a suite. In August, kids had an opportunity to participate in clinics held at Fenway Park through the Sox Talk program. During Fan Appreciation weekend, players met with fans at the gates and participated in an on-field photo day.

Red Sox players Brian Johnson, Bobby Poyner, Mike Shawaryn and Josh Taylor participated in the two-day 2019 Holiday Caravan, visiting with patients at the Jimmy Fund, Beth Israel Deaconess Medical Center, Boston Children’s Hospital, Dana-Farber’s Jimmy Fund Clinic, Shriners Hospital for Children, Massachusetts General Hospital for Children, and with kids at The BASE, a training academy that provides young baseball players with coaching and academic and life skills training.

The Red Sox and the Jimmy Fund Teammates for Life

No cause is more deeply rooted in the fiber of the Red Sox than the fight against cancer. It was that way when Ted Williams would visit the young patients of legendary doctor Sidney Farber on his way to Fenway Park in the 1940s, it is that way today, and it will remain that way until cancer has been vanquished.

The enduring partnership between the Red Sox and the Jimmy Fund, which officially started in 1953, included last season the annual spring training visit by a host of Jimmy Fund kids, and more than \$3.6 million raised during last August's 18th Annual Red Sox Jimmy Fund Radio-Telethon on WEEI and NESN, bringing the total raised to more than \$57 million since the telethon's inception. The entire Red Sox team visited the set to take photos with patients and show their support. Over the years, the Red Sox have helped the Jimmy Fund raise more than \$150 million for cancer treatment and research.

Veteran Brock Holt served as the team's Jimmy Fund captain in each season from 2015-19.

Fighting the Battles That Matter on the Home Front

When the Red Sox went to Washington, D.C., in the aftermath of their World Series victories in 2004, 2007, 2013, and 2018, they did so at the invitation of the White House, Presidents Bush, Obama and Trump paying tribute to their success. The Sox appreciated the honor, but the trips to the nation's capital would take on a deeper and more lasting meaning, one inspired by their visits after each ceremony to the military personnel recovering from their wounds in the Walter Reed Army Medical Center and associated hospitals.

The Red Sox, to a man, were profoundly affected by the courageous men and women they met, and Chairman Tom Werner was moved to find a way that the ball club could make a positive impact on the lives of those who had given so much in service to their country. His vision, as Chairman of the Red Sox Foundation, inspired the club to partner with Massachusetts General Hospital to create the Home Base Program.

Along with the team's decades-long commitment to the Jimmy Fund, it has become a focal point of the team's community outreach, one that has provided an extraordinary support system to wounded veterans and their families.

The Home Base Program is the first partnership of its kind in the nation between an academic medical center and a Major League Baseball team. As a National Center of Excellence, Home Base operates the largest private-sector clinic in the nation devoted to healing invisible wounds such as post-traumatic stress disorder and traumatic brain injury. Since its inception, Home Base has served more than 24,000 veterans and family members with care and support, provided over 78,000 on-line and in-person training sessions to clinicians, educators, first responders and community members nationally, and remains at the forefront of discovering new treatments. In September, 2018, Home Base officially opened the doors to its new, state-of-the-art facility in the Charlestown Navy Yard. The center has doubled Home Base's capacity, providing the space and resources needed to significantly enhance the mental health care and support services provided to service members, Veterans, and their families.

The Red Sox Foundation to date has committed over \$31 million to the program, with the majority raised through its annual Run to Home Base. Last year marked the 10th annual Run to Home Base, which took place on July 27, 2019 and honored Families of the Fallen, including those whose family member died in service, and those who lost a loved one post-service by suicide. The Home Base program remains deeply appreciative of the support offered by Governor Charlie Baker and Boston Mayor Marty Walsh.



Red Sox in the Community, Continued

The Red Sox and Dimock Simply Saving Lives

In the heart of the city, at the soul of its core, sits an institution that tackles the toughest issues. A caring lifeline for those who need it most, the Dimock Center is a comprehensive non-profit health and social services facility in Roxbury and a regional leader in addressing opioid addiction. The Red Sox Foundation, a supporter for 18 years, is the largest contributor to Dimock, which serves over 19,000 patients annually with health and human services. John W. Henry – together with more than 200 baseball operations staff members and Aramark–have personally volunteered at this Roxbury institution.

Red Sox Scholars Education for Life

The Red Sox Scholars is a college success program that awards a \$10,000 college scholarship to 12 Boston Public School 7th graders each year. The Foundation then provides academic, professional, and social support to students for at least the next nine years to ensure they graduate from college with as little debt as possible and are prepared to enter the workforce – as well as feeling part of a family of resources for years to come.

Beyond Boston, the Red Sox Foundation's New England Service Scholarship program provides college scholarships of \$1,000 to 250 graduating seniors in each of the other five New England states. The program is sponsored by Ford Motor Company and National Grid in Rhode Island. The funding also comes in part from unique Red Sox Foundation license plates in Connecticut and Rhode Island.



Youth Baseball Programs

Play Ball for Life

RBI (Reviving Baseball in Inner Cities): Our vision is for every young person in New England to have access and opportunity to play baseball and softball. As such, the Red Sox Foundation runs the RBI and Jr. RBI Leagues, which annually serve 2,000 boys and girls, ages 5 to 18, in Boston. RBI provides team equipment, uniforms, field access and umpires at no cost to players and their families, and supports a cohort of dedicated coaches who use baseball and softball as a platform to teach core values of teamwork, respect and leadership.

BOSTON AREA CHURCH LEAGUE: For the 18th straight year, the Red Sox are helping to nurture the Boston Area Church League, which the club created with former Boston Mayor Thomas M. Menino on August 8, 2002. Children play Saturday double headers with pastors as coaches, police as umpires, and assistant district attorneys as volunteers. Several hundred children then enjoy a Red Sox game at Fenway Park, and relationships created on the ball field carry over into the neighborhoods.

RED SOX CHILDREN'S RETREATS: For the 17th straight year, the Red Sox helped operate Red Sox Children's Retreats at the Ron Burton Training Village in Hubbardston, MA. In a partnership announced December 13, 2002, shortly before the Boston Patriots' ailing football star passed away, his son and namesake, a longtime member of the Red Sox, brings children from neighborhoods long on asphalt and short on grass to weekends at the verdant camp created by this remarkable sports family. The children use the lure of sports to learn harmony, life skills, love, and fellowship.

LINDOS SUEÑOS: For the past 15 years, the Red Sox have also operated their Lindos Sueños Program, in which Boston-area teens travel to the Dominican Republic to play baseball and engage in community service projects with their teenage counterparts from the island. More than 100 Boston-area teens have participated. It is a remarkable experience to see how quickly socioeconomic backgrounds and different languages give way to unity through the language and heart of baseball. The Lindos Sueños Program is sponsored by JetBlue.

LITTLE LEAGUE: The Red Sox Foundation provided team sponsorships to Little League programs in Massachusetts and Rhode Island, sponsored State Tournaments in Massachusetts, Rhode Island, and Maine as well as leadership and instructional skills training for coaches and administrators. The initiative is supported by partnerships with the PawSox Foundation and Portland Sea Dogs.



Boston Red Sox Front Office Directory

Principal Owner: John W. Henry | **Chairman:** Thomas C. Werner
President and CEO: Sam Kennedy
Chief Baseball Officer: Chaim Bloom | **General Manager:** Brian O'Halloran
Special Assistants: Pedro Martinez, David Ortiz, Tim Wakefield

Executive Management Team

EVP/Chief Strategy Officer..... Dave Beeston
 EVP/Ticketing, Concerts & Events..... Ron Bumgarner
 EVP/Assistant General Manager..... Raquel Ferreira
 EVP/Chief Operating Officer..... Jonathan Gilula
 EVP/Chief Marketing Officer..... Adam Grossman
 EVP/Partnerships..... Troup Parkinson
 EVP/Assistant General Manager..... Eddie Romero
 EVP/Assistant General Manager..... Zack Scott
 EVP/Chief Human Resources Officer..... Amy Waryas
 EVP/FSG Corporate Strategy & General Counsel..... Ed Weiss
 EVP/Chief Financial Officer..... Tim Zue
 Executive Director, Red Sox Foundation..... Bekah Salwasser

Baseball Operations & Administration

Senior Director, Club Relations..... Jack McCormick
 Director, Major League Operations..... Mike Regan
 Director, Team Travel..... Mark Cacciatore
 Special Assistant/Catching Coach..... Jason Varitek
 Executive Assistant, Baseball Operations..... Erin Mylett Cox
 Coordinator, Major League Operations..... Alex Gimenez
 Director, Sports Medicine Service/Head Athletic Trainer.... Brad Pearson
 Medical Director..... Dr. Larry Ronan
 Head Team Orthopedist..... Dr. Pete Asnis
 Director of Behavior Health Program..... Dr. Richard Ginsburg
 Sports Science Coordinator..... Michael Cianciosi
 Senior Physical Therapist/Clinical Specialist..... James Creps
 Assistant Athletic Trainers..... Masai Takahashi, Jon Jochim
 Brandon Henry, Anthony Cerundolo
 Head Strength & Conditioning Coach..... Kiyoshi Mosem
 Coordinator of Athletic Performance..... Mike Roose
 Massage Therapists..... Russell Nua, Shinichiro Uchikubo
 Home Clubhouse Manager..... Tom McLaughlin
 Equipment Manager..... Edward "Pookie" Jackson
 Visiting Clubhouse Manager..... Joe Cochran
 Video Coordinator..... Billy Broadbent
 Clubhouse Assistant..... John Coyne
 Instructors..... Jim Rice, Luis Tiant
 Ambassador for the Red Sox in the Dominican Republic..... Jesus Alou

Baseball Research and Development

Director, Baseball Systems..... Mike Ganley
 Director, Baseball Analytics..... Joe McDonald
 Director, Education and Process Analysis..... Greg Rybarczyk
 Senior Developers, Baseball Systems..... Eric Edvalson, Fred Hubert
 Data Architect, Baseball Systems..... Bill Letson
 Developer, Baseball Systems..... Connor McCann
 Analysts, Baseball Analytics..... Brad Alberts, Spencer Bingol,
 Dan Meyer, Dave Miller
 Analyst, Major League Clubhouse..... Jeb Clarke
 Assistants, Baseball Analytics..... Kayla Mei, Jimmy O'Donnell

Minor League Operations

Vice President/Player Development..... Ben Crockett
 Director, Minor League Operations..... Brian Abraham
 Coordinator, Minor League Operations..... Patrick McLaughlin
 Assistant, Florida Baseball Operations..... Stephen Aluko
 Minor League Equipment Manager..... Mike Stelmach
 Minor League Clubhouse Assistant..... RJ Warner
 Pitching Coordinator, Performance..... Shawn Haviland, Chris Mears
 Player Development Consultants..... Dick Berardino, Dwight Evans,
 Keith Foulke, Tommy Harper,
 Carl Yaztrzemski

Scouting

Vice President/Professional Scouting..... Gus Quattlebaum
 Vice President/Scouting..... Mike Rikard
 Director, Professional Scouting..... Harrison Slutsky
 Director, Amateur Scouting..... Paul Tobioli
 Co-Director, International Scouting..... Rolando Pino
 Co-Director, International Scouting..... Todd Claus
 Special Assistant, International Scouting..... Chris Becerra
 Assistant Director, Amateur Scouting..... Devin Pearson
 Coordinator, Player Personnel..... Marcus Cuellar
 Assistant, Amateur and Professional Scouting..... Jake Brest
 Advance Scouting Assistant..... JT Watkins

Business Affairs

EVP/Chief Operating Officer..... Jonathan Gilula
 Director, Business & Government Affairs..... Claire Durant

Ballpark Operations

SVP/Ballpark Operations..... Pete Nesbit
 Director of Security & Emergency Services..... Colm Lydon
 Senior Director of Grounds..... Dave Mellor
 Director of Ballpark Operations..... John Sodini
 Managers of Security & Emergency Services..... Mike Gunning, Ryan Kozul
 Manager of Event Operations..... Chris Chirichiello
 Assistant Director of Grounds..... Kirt Bakos
 Senior Manager of Grounds..... Derek Gauger
 Coordinator of Grounds..... Jedidiah Saverse
 Supervisor Security Staff & Emergency Services..... Angel Santiago

Facilities Management

Vice President/Facilities Management..... Jonathan Lister
 Facilities Superintendent..... Colm Lydon
 Senior Manager, Facilities Services..... Alex Spader
 Coordinator, Facilities Services..... Robyn Pacini, Jordan Mendelsohn
 Facilities Services Technicians..... Paul Boutiette, George Thornton
 Jason Tourkantonis

Fan Services & Entertainment

SVP/Fan Services & Entertainment..... Sarah McKenna
 Vice President/Red Sox Productions..... John Carter
 Vice President/Fan Services & Entertainment..... Stephanie Maneikis
 Senior Manager of Entertainment..... Dan Lyons
 Chief Engineer..... Jason Notermann
 Senior Managers of Red Sox Productions..... Jen Gahan, Steve Roman
 Managers of Red Sox Productions..... Luke Fraser, Kellan Reck, Stacey Lamboni
 Senior Manager, Fan Services..... Jason Holland
 Fan Services Coordinator..... Carolina Licalzi

Fenway Park Tours

Vice President/Fenway Park Tours..... Marcita Thompson
 Senior Manager, Group Tour Sales..... Sarah Farley
 Fenway Park Tours Coordinator..... Zack Guinello

Florida Business Operations

Senior Manager of Florida Business Operations..... Brennan Whitley
 Senior Manager of Florida Ballpark Operations..... Jay Fandel
 Senior Manager, Business Development..... Allison Buccini

Executive Administration

Special Assistant to the Principal Owner..... Sylvia Moon
 Special Assistant to the President & CEO..... Carter Speers
 Executive Assistant & Project Manager,
 Office of the President & CEO..... Jamie Doron
 Executive Assistant and Manager, Legal Operations..... Caitlin Kilcher
 Executive Assistants..... Katie Byrnes, Brienne Hart, Fay Scheer

Finance, Analytics, and Information Technology

EVP/Chief Financial Officer..... Tim Zue

Finance

SVP/Finance..... Ryan Oremus
 Vice President/Financial Planning & Operations..... Ryan Scafidi
 Assistant Director, Payroll & Administration..... Cathy Fafy
 Senior Accounting Manager..... Courtney Turner
 Manager, Financial Planning & Operations..... Rob Winter
 Senior Payroll Administrator..... Mauricio Rosas
 Senior Accountant..... Daniel Wall
 Revenue Accounting Analyst..... Patrick Coleman
 Accounting Operations Specialist..... Nick Curry

Business Analytics & Intelligence

Vice President, Data, Intelligence & Analytics..... Jonathan Hay
 Director, Research, Intelligence & Analytics..... Kurt Zwald
 Manager, Research, Intelligence & Analytics..... Anne Marie Rowe
 Senior Business Analyst..... Patrick Kelly

Information Technology

Vice President/Information Technology..... Brian Shield
 Vice President, IT Operations..... Randy George
 Director of IT Strategy..... Steve Conley
 Director of IT..... Jason Lundsen
 Director of Software Engineering..... Dan White
 Assistant Director of IT Operations..... Ryan Oreste
 Manager, IT Client Support..... Elizabeth Barnes

Boston Red Sox Front Office Directory, Continued

Information Technology (continued)

Data Architect George Hom
Manager of Network Services Matt Salmeri
Senior Software Engineer Matthew Cory
Software Engineer Michael Bottomley
CRM Analyst Ben Nickerson
Senior Cyber Security Analyst Ariana Giunta
Data and Reporting Developer Alexandra Hegge

Government and Neighborhood Affairs

SVP/Legal & Government Affairs and Special Counsel, FSG David Friedman
Director, Business & Government Affairs Claire Durant

Human Resources & Administration

EVP/Chief Human Resources Officer Amy Waryas
Vice President/Human Resources Mike Danubio
Senior Manager of Benefits & Wellness Benjamin Coakley
Senior Manager of HR Systems & Operations Peter Racine
Senior HR Specialist Kara Buckley
Senior Talent Acquisition Specialist Molly Harris
Senior Benefits Specialist Brad Hanovich
HR Operations Coordinator Sarah Johnson
Receptionist Brenna Peterson
Office Services Coordinator Melissa Rose

Legal

EVP/FSG Corporate Strategy & General Counsel Ed Weiss
SVP/Legal & Government Affairs and Special Counsel, FSG David Friedman
Vice President/Senior Club Counsel Elaine Steward
Senior Club Counsel Iciar Garcia, Mandy Petrillo
Contracts Administrator & Corporate Records Manager Christina Logee
Government and Legal Affairs Assistant Sonya Bhabhalia

Marketing, Creative Services & Communications

EVP/Chief Marketing Officer Adam Grossman
Strategic Communications Advisor & Red Sox Historian Gordon Edes

Marketing

Senior Vice President/Marketing & Broadcasting Colin Burch
Director of Fan & Youth Engagement Chris Bergstrom
Senior Manager, Digital Media Kelsey Doherty
Manager, Digital Marketing Beatriz Lopez
Manager, Fan & Youth Engagement Sam Nipatanaporn
Marketing Coordinator Stacy Cruz
Social Media Coordinator Maria Schroeder

Creative Services

Senior Director of Creative Services & Content Tim Heintzelman
Director of Publications Debbie Matson
Marketing Producer Mike Ivins
Senior Manager of Photography Billie Weiss
Senior Manager, Art Direction Marissa McClain
Graphic Designer Nick Sciaratta

Communications

Vice President/Corporate Communications Zineb Curran
Vice President/Media Relations Kevin Gregg
Assistant Director of Media Relations Abby Murphy
Senior Manager of Media Relations & Baseball Information Justin Long
Communications Manager Bryan Looor-Almonte
Media Relations Coordinator Kyle Montemagno

Partnerships

EVP/Partnerships Troup Parkinson

Corporate Sponsorships & Client Services

Senior Vice President/Client and Sponsor Services Marcell Bhangoo
Senior Director of Client Services Sean Walsh
Senior Manager of Suite Services Kim Cameron
Senior Manager of Client Services Andrew Dennen
Senior Manager of Client & Sponsor Services Baily Douglass
Senior Manager of Sponsor Services Amanda Heglin
Client Services Manager Alexandria Kraus
Sponsor Services Coordinator Becca Bishay
Client Services Coordinator Kensha Grandoit
Client & Sponsor Services Coordinator Cassie Tatomir
Asian Business Development Specialist Mikio Yoshimura

Community, Alumni & Player Relations

SVP/Community, Alumni, & Player Relations Pam Kenn
Senior Director of Community & Player Relations Sarah Narracci
Alumni & Player Relations Manager Sheri Rosenberg
Community Relations Specialist Olivia Irving
Curator Sarah Coffin

Strategy & Business Development

EVP/Chief Strategy Officer Dave Beeston
Financial Advisor to the President/CEO Jeff White
Director, Strategy and Ventures Samantha Barkowski
Senior Advisor to the President, Strategic Planning Michael Porter

Ticketing, Fenway Park Events, Concerts

EVP/Ticketing, Concerts & Events Ron Bumgarner

Ticketing

Senior Vice President/Ticketing Richie Beaton
Senior Vice President/Ticket Services and Operations Naomi Calder
Director of Ticket Services Jenean Rombola
Assistant Director of Ticketing, Season Ticket Services Joe Matthews
Senior Manager of Ticket Fulfillment & Systems Peter Fahey
Senior Manager of Ticket Services Ben Dorman
Manager, Ticket Technology & Operations Matthew Crawford
Manager, Season Ticket Services Mike Cometa
Ticket Settlement Administrator Curtis Chin
Account Specialist, Season Ticket Services Tarah Mahoney
Senior Account Executive, Season Ticket Services Katie Cash
Season Ticket Holder Account Executives Greg Karamodis
..... Kaylah Quilty, Jackie Saideh, Nick Katinas
Executive Assistant, Ticketing Samantha Smith
Ticket Services Associates Ray Marceau, Angelo Bertoni,
..... Colleen Morris, Brad Dilen
Ticket Operations Assistant Lisa Lindsay

Ticket Sales

Senior Vice President/Ticket Sales William Droste
Senior Director of Red Sox Sales Academy & Ticket Sales David Baggs
Senior Director of Group Sales Carl Grider
Director of Premium Sales & Services Brendan Hankard
Senior Account Executive, Premium Sales Kyle Ryan
Account Executive, Premium Sales Ben Morse
Managers of Premium Sales Services Casey Devane, Marc Llanto
Premium Sales Services Coordinator Chris Mele
Senior Manager, Group Sales & Promotions Travis Pollio
Senior Account Executive, Group Sales Matt Tieri
Account Executive, Group Sales Gennifer Davidson, Seth Shuman
Group Sales Coordinator Emily Ladoga
Manager of Red Sox Sales Academy Sandor Kopitz
Account Executive, Premium Season Ticket Sales Eric Eisenberg
Inside Sales Representatives Matt Gladstone, Sammy Meminger,
..... Matt Bavaro, Kayla Generis, Sydney Gibbs, Josh Fortier, Joelle Casey

Fenway Park Events

Senior Vice President/Fenway Park Events Carrie Campbell
Director of Event Sales Haley McNearney
Director of Event Services Kate Page
Senior Event Sales Manager Taylor Grinnell
Senior Event Services Manager Megan Berninger
Event Services Manager Julio Jeune
Event Sales Manager Kristen Stachnick
Event Services Coordinator Angelica Medina

Fenway Concerts

SVP/Fenway Concerts & Entertainment Larry Cancro
Director of Fenway Concerts & Entertainment Beth Krudys
Coordinator, Fenway Concerts & Entertainment Brendan Albertson

Red Sox Foundation

Honorary Chairman Tim Wakefield
Executive Director, Red Sox Foundation Bekah Salwasser
Director of Programs Brad Schoonmaker
Senior Development Officer Kirsten Martin
Assistant Director of Operations Rico Mochizuki
Assistant Director of Programs Tyler Petropoulos
Manager of Ron Burton Training Facility Ron Burton
Accounting Manager Emily Van Dam
Programs Specialists Mick Blume, Linda Zayas
Senior Development Coordinator Jake Siemering
Development Coordinator Virginia Fresne
Executive Assistant Kathy Meins

Fenway Sports Group

Fenway Sports Group, the parent company of the Boston Red Sox, is one of the largest sports, media and entertainment companies in the world. Beyond the Boston Red Sox, Fenway Sports Group's portfolio of companies include: Liverpool FC, an English Premier League football club; Fenway Sports Management, a sales and marketing company; an 80% stake in New England Sports Network (NESN), a regional sports television network; and a 50% joint venture with Jack Roush in Roush Fenway Racing, a NASCAR racing team. Fenway Sports Group also owns two of the most iconic venues in sports: Fenway Park, home of the Boston Red Sox, and Anfield, home of Liverpool FC.

Originally conceived as New England Sports Ventures in 2001 (NESV), Fenway Sports Group is led by Principal Owner John Henry, Chairman Tom Werner, and President Mike Gordon, with additional ownership interests held by a select number of other investors.



John W. Henry	Principal Owner
Thomas C. Werner	Chairman
Michael Gordon	President
David Ginsberg & Phillip H. Morse	Vice Chairmen
Ed Weiss	EVP/Corporate Strategy & General Counsel
Greg Morris	Chief Financial Officer
Senator George Mitchell	Senior Advisor

FSG Partners

Theodore Alfond	David Ginsberg	Josh Jacobson	Henry McCance	Frank Resnek
William Alfond	Michael Gordon	John A. Kaneb	Phillip H. Morse	Laura Trust
Thomas R. DiBenedetto	John W. Henry	Seth Klarman	Michael Pucker	Herb Wagner
Michael Egan	Linda Pizzuti Henry	Larry Lucchino	Bruce Rauner	Thomas C. Werner

FSG Properties

Boston Red Sox	Sam Kennedy, President & CEO
Fenway Sports Management	Mark Lev, President
FSG Real Estate	Jonathan Gilula, Managing Director
Liverpool Football Club	Peter Moore, CEO
New England Sports Network	Sean McGrail, President & CEO
Roush Fenway Racing	Jack Roush, Co-Owner; Steve Newmark, President



Standing (L-R): Thomas C. Werner, John W. Henry, Theodore Alfond, Michael Gordon, Sam Kennedy, David Ginsberg, Michael Egan, Thomas DiBenedetto, Herb Wagner, Larry Lucchino, William Alfond; **Seated (L-R):** Linda Pizzuti Henry, John A. Kaneb, Frank Resnek, Seth Klarman; **Not Pictured:** Josh Jacobson, Henry McCance, Phillip H. Morse, Michael Pucker, Bruce Rauner, Laura Trust

THE OFFICIAL APP OF FENWAY PARK



- Check-in offers, rewards, and personalized history for ballparks visited.
- Team schedule, directions and parking information, stadium features and more.
- Interactive concourse maps and directory, including food and drinks menus.



Ballpark™



Red Sox Ownership



John W. Henry, Principal Owner

John W. Henry is in his 19th season as Principal Owner of the Boston Red Sox, but in one way his relationship to baseball has changed little since he was growing up in rural Arkansas, listening to games broadcast on a Zenith short-wave radio. "I certainly identify with the fans," he said, "because I've been one my entire life." And from February 27, 2002, the day an investment group led by Mr. Henry and Tom Werner bought the Red Sox, he understood the mandate he had inherited.

"Win a World Series? That's not my choice, it's my role, it's my obligation to New England," Mr. Henry said. "That's what I've been charged with. When you bid on the Red Sox, the challenge you're undertaking is nothing short of winning the World Series."

Four World Series titles – 2004, 2007, 2013, and 2018 – have earned Fenway Sports Group, Mr. Henry and his partners, a special place in Red Sox history. Two seasons into FSG's ownership in 2004, the franchise won baseball's ultimate prize and ended an 86-year drought, dating back to 1918.

The quest continues, the team's success only reinforcing Mr. Henry's determination that the Red Sox remain a perennial contender, with the goal of playing meaningful games in October. In 2018, the Red Sox won 108 regular season games, breaking the club record of 105 set in 1912, the year Fenway Park opened. And, with 11 more victories in the Postseason, 2018 marked the winningest season in Red Sox history.

In one sense, Mr. Henry says, he is owner by proxy. The true owners, he asserts, are Red Sox fans, those in New England and spread across the country and globally in numbers deserving of the designation, "Red Sox Nation." He sees his role as being a steward of this much-loved baseball team, which entails providing a championship-caliber product on the field while also serving as an involved and committed member of the community.

By any measure, the Red Sox have succeeded on both fronts. The club's winning percentage of .557 ranks second in the major leagues since the start of the 2002 season, and the Sox have advanced to the postseason 10 times in that span. That includes what many regard as the most improbable comeback in professional sports, when the Red Sox lost the first three games of the American League Championship Series in 2004 to the New York Yankees, then won the next four games, becoming the first major league team ever to win a series after trailing, three games to none.

Immediately after taking ownership, Mr. Henry and his partners also founded – and funded – the Red Sox Foundation chaired by Mr. Werner, which has become the largest and one of the fastest-growing team charities in Major League Baseball. Though a relative newcomer to the New England philanthropic community, it has won numerous awards for its imaginative outreach and impact, including the 2009 national award for "Best Sports Charity" from the Robert Wood Johnson Foundation and the Sports Philanthropy Project. In 2010 it was recognized by Major League Baseball with the inaugural Commissioner's Award for Philanthropic Excellence for the Red Sox Scholars program, the Foundation's self-run scholarship program for Boston Public Schools students. The Foundation was recognized with the Commissioner's Award a second time in 2019 for the Home Base program, which provides treatment for veterans and their families suffering from the "invisible wounds of war." Launched through the generosity of Fenway Sports Group, the Foundation is sustained through their continued support as well as corporate sponsors, grants, major gifts and various events throughout the season.

Since its creation in 2002, the Red Sox Foundation has donated to more than 1,900 organizations, helped 301 Boston Public School students with college scholarships through the Red Sox Scholars program, supported thousands of youth baseball programs in Massachusetts, Rhode Island, and Maine with its RBI and Little League programming, and helped over 24,000 veterans and their families with treatment and care at the Home Base Program. And through a longstanding and unique partnership that dates back to 1947, the Red Sox have helped the Jimmy Fund raise more than \$150 million for cancer treatment and research at Dana-Farber Cancer Institute.

The operation of the club always has been, and will continue to be, a collaborative effort, Mr. Henry maintains. He cites the close relationships he enjoys with Werner, the team's chairman; Larry Lucchino, who was the team's president and CEO for the first 14 seasons; and the team's current top executives: President & CEO Sam Kennedy and Chaim Bloom, the Club's Chief Baseball Officer.

"Tom Werner and I are like brothers," Mr. Henry says. "We talk every day about ideas on how to improve everything from the New England Sports Network to the length of the grass on the field." With Lucchino, whom Mr. Henry described as "my role model when it comes to baseball executives," moving into an emeritus role, Kennedy became President on October 16, 2015.

With Bloom's appointment on October 28, 2019, the club will strive to create a framework for its baseball operation that will ensure sustained success well into the future with the ultimate goal of playing October baseball and winning world championships.

Mr. Henry has garnered a wealth of experience – and multiple championship rings – at three different levels in his 32 years in baseball at an ownership level. Prior to purchasing the Red Sox, he was chairman and sole owner of the Florida Marlins. He also was a limited partner of the New York Yankees, and chairman and majority owner of the Tucson Toros of the Triple-A Pacific Coast League. Mr. Henry also formed a co-ownership with Boca Raton, FL attorney Don Sider in the West Palm Beach Tropics of the Senior Professional Baseball League. The Tropics, managed by former Red Sox manager Dick Williams, posted a league-best 52-20 record in his one-year ownership, led by Hall of Famer Rollie Fingers and All-Stars Toby Harrah, Dave Kingman, Mickey Rivers, and Al Hrabosky.

Mr. Henry currently serves on MLB’s Executive Council and its Labor Policy Committee, Investment Committee and as control person of the Boston Red Sox. He is very active in league matters. As Principal Owner of Liverpool Football Club in England’s Premier League, Mr. Henry brought in Michael Gordon, president of FSG, to run the day-to-day operations of the club. In June 2019 the club became the European champions by winning the Champions League title in Madrid after being runners-up in 2018. In December 2019 the club became world champions by winning FIFA’s Club World Cup in Doha.

A pioneering trader of commodities futures, for more than 30 years Mr. Henry served as chairman of John W. Henry & Company, Inc., which he founded in 1981. He served on the Board of Directors of the Future Industry Association, National Association of Futures Trading Advisors and the Managed Futures Trade Association. He was elected to the Futures Industry Association’s Hall of Fame as a recognized leader in alternative asset financial product innovation. Mr. Henry is Principal Owner of Fenway Sports Group, formerly New England Sports Ventures (NESV). On October 15, 2010, Fenway Sports Group acquired 100% of Liverpool Football Club (LFC), one of the world’s most historic sporting institutions. Fenway Sports Group owns a portfolio of companies that includes LFC, the Boston Red Sox, New England Sports Network, Fenway Sports Management, and Roush Fenway Racing. In October 2013, Mr. Henry purchased the Boston Globe. With the purchase, Mr. Henry became the third owner in the history of the Boston Globe, which is the largest newspaper in New England. In January 2014, Mr. Henry became the ninth publisher of the Boston Globe.

Born in Quincy, Illinois, Mr. Henry spent most of his childhood on the family farm in Forrest City, Arkansas, where his father raised soybeans, corn and wheat. A Cardinals fan who grew up listening to Harry Caray, Jack Buck and Joe Garagiola on the radio, Mr. Henry was 9 when he saw his first major league game at Sportsman’s Park in St. Louis – the very city where he would see his own Boston Red Sox win the World Series in 2004.

“I love to listen to and interact with fans,” Mr. Henry said.

“Perhaps not every fan can identify with me, but I think I can identify with most of them because I’ve been a passionate baseball fan all my life. I know that even the best baseball team cannot win every night, but I want to make sure our fans win every night – that they enjoy as many aspects of our game, our tradition, and the Fenway experience as they can. If they don’t, I want to know why and see what I can do to address their concerns immediately. It is the New England fans that have created the romance, mystique and passion that we all feel when the words ‘Boston Red Sox’ are spoken.”

RED SOX OWNERSHIP HISTORY

Charles W. Somers	1901-02
Henry J. Killilea	1903-04
John I. Taylor	1904-11
James R. McAleer	1912-13
Joseph J. Lannin	1913-16
Harry H. Frazee	1917-23
J.A. Robert Quinn	1923-33
Thomas A. Yawkey	1933-76
Jean R. Yawkey	1976-77
Jean R. Yawkey:	1978-80
Haywood Sullivan,	
Edward G. LeRoux Jr.	
Jean R. Yawkey Trust:	1981-86
Haywood C. Sullivan,	
Edward G. LeRoux Jr.	
Jean R. Yawkey Trust:	1987-93
Haywood Sullivan	
Jean R. Yawkey Trust	1994-2002
The Henry-Werner Group	2002-present



Ownership, Continued



Thomas C. Werner, Chairman

Tom Werner, who has been involved in Major League Baseball for 30 years and whose love for the Red Sox spans more than five decades, has played a vital role in the team's success on the field, the saving and renovating of Fenway Park, and its difference-making impact in the community.

Werner began his baseball career as leader of the ownership group that purchased the San Diego Padres in 1990, and served as the club's majority owner until December 22, 1994. He subsequently joined forces with John W. Henry and Larry Lucchino to acquire the Red Sox, the only bidders to make saving Fenway Park a cornerstone of their proposal. Together, they and their partners won the right to buy the team on December 20, 2001 and completed the purchase on February 27, 2002. Three years later, after substantial improvements to the ballpark, Werner, Henry, and Lucchino on March 23, 2005 pledged their long-term commitment to Fenway Park, inspiring major investment in the surrounding neighborhood and sparking a remarkable transformation. Because of their vision, Fenway Park in 2012 became the first ballpark to celebrate its 100th anniversary, and with nearly \$300 million in renovations, its viability as "America's Most Beloved Ballpark" has been assured for years to come.

On the field, the Red Sox have enjoyed considerable success under Henry and Werner. Over their 18 years of ownership, the club has qualified for the Postseason 10 times, and Boston has won four World Series titles – 2004, 2007, 2013, and 2018 – in the last 16 seasons. While each championship holds significance, the most recent capped the winningest season in club history as Boston recorded a franchise-record 108 regular season victories and tacked on 11 more in its march through October to capture the ninth World Series championship in Red Sox history.

The team's on-field success has been accompanied by its determination to play a meaningful role in the community. Werner was instrumental in establishing and overseeing the Red Sox Foundation, which has become the largest and one of the fastest-growing team charities in Major League Baseball. Since its creation in 2002, the Red Sox Foundation has donated to more than 1,900 organizations, helped 301 Boston Public School students with college scholarships through the Red Sox Scholars program, supported thousands of youth baseball programs in Massachusetts, Rhode Island, and Maine with its RBI and Little League programming, and helped over 24,000 veterans and their families suffering from the "invisible wounds of war" with treatment and care at the Home Base Program. And through a longstanding and unique partnership that dates back to 1947, the Red Sox have helped the Jimmy Fund raise more than \$150 million for cancer treatment and research at Dana-Farber Cancer Institute.

Werner spearheaded the creation of the Home Base Program, a partnership between the Red Sox Foundation and Massachusetts General Hospital, following the teams' visits to Walter Reed Medical Center as an adjunct to their World Series ceremonies in the White House. In recognition of his leadership, Werner was honored with the United States Army's Outstanding Civilian Service Award on October 30, 2014. In 2019, Major League Baseball recognized the impact of the Home Base Program with the Commissioner's Award for Philanthropic Excellence. It marked the Red Sox' second time winning the award, as the Red Sox Foundation was also recognized in 2010 for its development of the Red Sox Scholars program, the Foundation's self-run scholarship program for Boston Public Schools students.

Like so many Red Sox fans of his generation, Werner's infatuation with the Red Sox began in 1967, when as a freshman at Harvard, the New York native was caught up in the team's "Impossible Dream" journey to the World Series.

He fell hard, both for the Red Sox and Fenway Park. For his Visual Studies class at Harvard, he created a documentary about Fenway, a project that presaged a phenomenally successful career that has included his enshrinement in the Television Academy Hall of Fame. Embodying the values of integrity and quality, Werner and his partner, Marcy Carsey, have helped create over 1,600 half-hours of quality primetime comedies. These include: "That '70's Show", "ROSEANNE", "3rd Rock from the Sun", "The Cosby Show", "A Different World", "Cybill" and "Grace Under Fire." The Carsey-Werner partnership is widely regarded as the most successful independent television production companies in the history of the medium. Before starting Carsey-Werner, the duo worked for ABC television when they discovered Robin Williams in a comedy club and launched his career in "Mork and Mindy." They also provided opportunities to such talents as Tom Hanks ("Bosom Buddies"), Billy Crystal ("Soap"), Danny DeVito, and Tony Danza (both in "Taxi").

Werner continues to bring new ideas to entertainment. He is currently executive producing the second season of "THE CONNERS," the spinoff of the hit family sitcom, "ROSEANNE," which returned in 2018. "THE CONNERS" was TV's #1 new comedy for the 2018-19 season in total viewers. "Survivor's Remorse," a venture in which he partnered with NBA superstar LeBron James, aired for four seasons on the Starz network.

Werner (born April 12, 1950) in 2001 received the Lifetime Achievement Award from the Producers Guild of America. His company has earned 24 Emmy Awards, 11 People's Choice Awards, and numerous Golden Globes, Humanitas Prizes, and Peabody Awards. In 2000, Werner, Carsey, and their partner Caryn Mandabach joined forces with Geraldine Laybourne and Oprah Winfrey to start Oxygen, a 24-hour cable channel serving the modern woman. Since 2001, when Werner and his partners purchased the Red Sox, Fenway Park, and 80% of the New England Sports Network, NESN has become a highly acclaimed model for regional sports networks throughout the country, the first to broadcast Major League Baseball games in high definition.

Werner has long immersed himself in the work of Major League Baseball and was a leader in the adoption of the wild-card playoff format, of which the 2004 club was an historic beneficiary. He presently serves on Major League Baseball's Business and Media Board and the Competition Committee Board. In January, 2013, for his leadership and dedication to the game, Werner received the Dave Winfield Humanitarian Award from the Professional Baseball Scouts Foundation at the organization's annual "In the Spirit of the Game" Sports and Entertainment Spectacular.

Werner became Chairman of the Liverpool Football Club in 2010. In 2019, Liverpool defeated Premier League rival Tottenham, 2-0, in the UEFA Champions league final in Madrid. Liverpool further solidified its place at the top of the global elite by winning the FIFA Club World Cup in December 2019. Werner spends much of the year in Boston, where he has a residence. He has served on many boards, including the White House Fellows Commission and the Ron Brown Scholar Program. He currently serves on the Crossroads School Board and the Board for After School All Stars, a program helping more than 90,000 at-risk youth engage in after school activities.



Ownership, Continued



David Ginsberg, Vice Chairman

Mr. Ginsberg became Vice Chairman of the Red Sox upon the club's acquisition on February 27, 2002. He is also Vice Chairman of Fenway Sports Group (FSG), the holding company that owns the Red Sox, New England Sports Network (NESN), Liverpool Football Club (LFC), and 50% of Roush Fenway Racing (RFR). In addition, he is Vice Chairman of LFC. Since 2002, Mr. Ginsberg has provided advice and assistance to FSG and its principals on business, financial and commercial and investment banking issues, and has been primarily responsible for arranging, structuring and negotiating FSG's and its subsidiaries' credit facilities. Ginsberg played an integral role in the analysis, financing, negotiation, and execution of the acquisitions of the Red Sox, NESN, LFC, RFR, and the sale of the Florida Marlins. He had previously been Vice Chairman of the Marlins starting in 1999.

Mr. Ginsberg is also a member of the Overseers Board of the Red Sox Foundation and the Massachusetts General Hospital Home Base Program, which is dedicated to improving the lives of veterans who suffer from deployment related stress (PTSD) and traumatic brain injury.

Subsequent to FSG's acquisition of LFC at the end of 2010, Mr. Ginsberg became Vice Chairman of LFC and joined FSG on a full time basis through 2014. Ginsberg was primarily responsible for the close oversight of LFC's business and financial activities. Ginsberg was also primarily responsible for arranging FSG's and its subsidiaries credit facilities and overseeing interest rate strategy, interactions with lenders, merger and acquisition activities and was the point-person primarily responsible for coordinating FSG's real estate strategy and transactions. Ginsberg was also a member of the Board of Directors of RFR.

In October 2015 Mr. Ginsberg had rejoined Raptor Group, heading up the project to build a new football stadium in Rome for AS Roma until December 2018. Mr. Ginsberg was a Managing Director and a Founding Partner of Raptor Group from 2009-10, an investment management company. From 2006-08 he was the Managing Director of the Special Opportunities Group at Tudor Investment Corp. He served as the Special Advisor to the Chairman and as a Director at John W. Henry & Company (JWH) beginning in 1999 until June 2002. Prior to the Marlins and JWH, Mr. Ginsberg was a private investor and consultant. At Global Asset Management (GAM) in London, he started and served as the Managing Director of the Multi-Manager Group, from its inception in 1989 until 1995. This Group was one of the largest fund of hedge funds groups globally during that period. Prior to joining GAM, he was Vice President in charge of the Mergers and Acquisitions Advisory Group at the National Westminster Bank USA, where he began his career as a corporate lender in 1981.

A native of Winthrop, MA, Ginsberg graduated from the Northfield Mount Hermon School and received a BA from Kenyon College. He received an MBA, with a concentration in finance, from the Boston University Graduate School of Management.



Phillip H. Morse, Vice Chairman

Phillip Morse was named Vice Chairman in 2004 and has been a partner in the Boston Red Sox since 2002. Morse grew up in Danvers, MA and has two brothers living in the Boston area. He attended the University of Maine and played baseball for the Black Bears. Upon graduation in 1964, Morse was hired by Liberty Mutual Insurance Company in Boston. In late 1966, he worked in sales for a Glens Falls, NY-based small medical device company. In 1969, Morse founded North American Instrument Corporation, a company focused on the development, manufacturing, and sales of the first transparent fluid delivery system for coronary angiography, the Morse Manifold. By 1994, the firm had grown into NAMIC U.S.A. Corporation, an 800-employee designer and manufacturer of a wide array of medical devices for interventional cardiology and radiology. NAMIC made an initial public offering

in 1991, and established operations in the Commonwealth of Puerto Rico in 1992 and in the Republic of Ireland in 1993. Morse served as NAMIC's Chairman until its sale to Pfizer, Inc. in 1995. Today, NAMIC U.S.A. is a member of the Medline family and after more than 40 years, the Morse Manifold continues to be used in more than 50 percent of all cardiac catheterization procedures.

After retiring from NAMIC in 1995, Morse founded Heritage Creations, Inc., a group of companies dedicated to providing premium quality products and services to premier private, public, and resort golf courses, clubs and golf pro shops worldwide.

After 22 years, Morse retired from the board of directors of Evergreen Bank, a division of Banknorth, N.A., and was a former director of The Business Council of New York State, Inc. He is a generous contributor to numerous medical, athletic, and educational charities, having made a gift of an artificial turf stadium field to the University of Maine. In a combined effort with his friend, the late Harold Alfond, a former Red Sox partner, his alma mater now has an outstanding athletic facility in which to play football, soccer, and lacrosse. In 2005, Morse turned 43 acres of woodlands in Glens Falls, NY into an athletic complex with a field house, nine tennis courts, two baseball fields, three softball fields, four fields for soccer and lacrosse and donated it to Glens Falls High School. In the fall of 2016, Morse donated \$2 million dollars to support youth sports activities and Danvers High School for the creation of the Morse Athletic Complex in honor of his father – James Ellison Morse Jr. During his 26-year tenure as Selectman, "Ellie" led a group of friends that saved The Danvers Twilight Baseball League, which at the time was the oldest after dinner baseball league in America. Morse also commissioned a bronze falcon, the school mascot, which is currently displayed at the entrance to the new stadium.

The Morses, who live in Jupiter, FL, have three daughters all of whom live or work in Boston and the surrounding communities. With a growing number of grandchildren, now a total of seven, the Morses remain busy dividing their time between Boston, Wells (ME), Lake George (NY), and Florida.

Club Executives

Sam Kennedy, President and CEO



Sam Kennedy is entering his 19th season with the club and his fifth as President and Chief Executive Officer. In addition to his role with the Red Sox, Kennedy also acts as Chief Executive of Fenway Sports Management, a sports marketing and sales agency that is a sister company to the Red Sox under the Fenway Sports Group family.

A native of Brookline, MA, who grew up within walking distance of Fenway Park, Kennedy, 46, joined the Red Sox in 2002 after six years working for the San Diego Padres from 1996-2001.

Since joining the Red Sox, Kennedy has played a key role in the dramatic growth of the Red Sox brand. Recalling the days that he was able to come into the ballpark on his dad's clergy pass, Kennedy's particular focus has been on encouraging kids to come to the ballpark to experience Fenway Park. In 2014 the Red Sox starting the Student 9's program which offers \$9 tickets to students of all ages at every home game. Outside of the 81 days a year of baseball, Kennedy has also been instrumental in the transformation of Fenway Park into a year-round venue, with diverse offerings including concerts, hockey, soccer, football and even a "Big Air" skiing and snowboarding competition requiring construction of a 150 foot high ramp from centerfield to home plate.

Kennedy has taken on an increased role within Major League Baseball, working with the Office of the Commissioner and the 29 other clubs on ways to improve the game and fan experience. He currently serves on the MLB International Committee, MLB Ticketing Committee and is the chair of the President's Working Group (PWG), a sub-committee of MLB's Business and Media Board. Under the Commissioner and Board's direction, the PWG's goal is to identify and address critical business issues facing the game, facilitate communication amongst Clubs and identify best practices and strategic goals throughout the industry.

In 2004, Kennedy helped create Fenway Sports Management (FSM) and has overseen its growth from that of a start-up to a world class sports marketing agency with an international roster of clients that includes not only sister companies the Red Sox, Liverpool Football Club, NESN and Roush Fenway Racing, but also partnerships with Major League Baseball Advanced Media, Northern Trust Open, and a landmark marketing partnership with NBA superstar LeBron James.

Kennedy has received many recognitions during his time with the Red Sox, including Boston Business Journal's 40 under 40 Award and his induction into the Sports Business Journal's 40 under 40 Hall of Fame which includes multiple time recipients of the honor. This national honor placed him in the company of the most influential and creative young professionals in the industry.

Kennedy is active in the community and serves on the Beth Israel Deaconess Medical Center Trustee/Advisory Board and Marketing Committee; the Trinity College Board of Fellows; Winsor School Board of Trustees; Dana-Farber's Visiting Committee for Institute Initiatives; The BASE's Advisory Committee; and Camp Harbor View Board of Directors.

A former captain of the baseball team at Brookline High with friend and classmate Theo Epstein, Kennedy graduated from Trinity College (CT) in 1995. Kennedy and his wife of 21 years, Amanda, reside in the Boston area with their 16-year-old son, Jimmy, and 14-year-old daughter, Ally.

RED SOX PRESIDENT HISTORY

Charles Somers	1901-03
Henry Killilea	1903-04
John I. Taylor	1904-11
James McAleer	1911-13
Joseph Lannin	1913-16
Harry Frazee	1916-23
Bob Quinn	1923-33
Tom Yawkey	1933-76
Jean R. Yawkey	1976-87
John Harrington	1987-2001
Larry Lucchino	2002-15
Sam Kennedy	2015-present



Club Executives, Continued



Chaim Bloom, Chief Baseball Officer

Chaim Bloom was named Chief Baseball Officer for the Boston Red Sox on October 28, 2019. In this role, he is responsible for all baseball operations matters.

Prior to arriving in Boston, Bloom spent 15 years (2005-19) in the Tampa Bay Rays baseball operations department, including the final three as Senior Vice President, Baseball Operations. Over his tenure with the club, Bloom, worked in nearly every area of the team's baseball operation and was an integral part of both the Rays' player development efforts and the team's on-field performance at the major league level.

Originally hired by the Rays as a baseball operations intern in 2005, Bloom joined the club on a full-time basis shortly after and was appointed Assistant Director, Minor League Operations in 2008. In that role, he gained a wealth of experience in all aspects of player development, including player evaluation, skill development, the integration of new technology and information sources, staffing, and overall philosophy. Bloom later became Director, Baseball Operations in November of 2011 and following the 2014 season was promoted to Vice President, Baseball Operations where his responsibilities included oversight of personnel, domestic and international player development, international scouting, contract negotiations, salary arbitration, budgets, and strategic planning.

Bloom began his baseball career as a baseball operations intern with the San Diego Padres and as a legal/corporate partnerships intern with Major League Baseball.

Born in Philadelphia, PA, Bloom attended Yale University where he graduated in 2004 with a degree in Classics (Latin). He and his wife, Aliza, have two children.

RED SOX BASEBALL OPERATIONS LEADERSHIP HISTORY

1933-47: Eddie Collins*

1948-58: Joe Cronin*

1959-60: Bucky Harris*

1961-62: Dick O'Connell (1)

1963-65: Mike Higgins (2)

1965-77: Dick O'Connell* (3)

1978-83: Haywood Sullivan*

1984-93: Lou Gorman*

1994-02: Dan Duquette*

2002: Mike Port* (4)

2002-05: Theo Epstein*

2005-06: Ben Cherington/Jed Hoyer* (5)

2006-11: Theo Epstein*

2011-15: Ben Cherington*

2015-19: Dave Dombrowski (6)

2019-present: Chaim Bloom (7)

*General Manager (1) GM position was eliminated in 1961-62. Executive VP of Business and Baseball Operations Dick O'Connell assumed the role. (2) Higgins was Executive Vice President in charge of baseball while O'Connell maintained oversight of the business side. (3) O'Connell was named General Manager on 9/16/65 when Higgins resigned. (4) Port was named interim General Manager on 2/28/02. (5) Epstein left the Red Sox from 10/21/05-1/19/06. Cherington and Hoyer were named co-General Managers on 12/12/05 and served in that capacity until Epstein's return. (6) Dave Dombrowski was hired as President of Baseball Operations on 8/18/15. (7) Chaim Bloom was hired as Chief Baseball Officer on 10/28/19.





Larry Lucchino, President/CEO Emeritus

Red Sox Hall of Famer Larry Lucchino served as President/CEO during an historic 14-year period, 2002 through 2015, in which the club won three World Series, saved and enhanced Fenway Park, established the Major League Baseball record for consecutive sellouts, and created the Red Sox Foundation, a philanthropic powerhouse.

Now also Chairman/Principal Owner of the Pawtucket Red Sox, Lucchino and the late Jim Skeffington assembled a group that in 2015 purchased Boston's longtime Triple-A affiliate. Seeking to secure the club's future in New England, Lucchino made a commitment on August 17, 2018, to keep the team in this region for more than 30 more years by negotiating an agreement with the City of Worcester and the Commonwealth of Massachusetts that will create an innovative downtown ballpark in the resurgent Canal District of the second-largest city in New England.

The ballpark, to be called "Polar Park," is projected to open in April, 2021. The park is the fifth he has been responsible for designing or renovating, following Oriole Park at Camden Yards in Baltimore, Petco Park in San Diego, Fenway Park in Boston, and JetBlue Park in Lee County, Florida.

Lucchino is also Chairman of the Jimmy Fund, the philanthropic arm of the Dana-Farber Cancer Institute, which has helped to save his life three times: first from non-Hodgkin's lymphoma in 1985, second from prostate cancer in 2000, and third from cancer in the kidney area in 2019.

After serving as the President of the Baltimore Orioles (1988-93) and the President and CEO of the San Diego Padres (1995-01), Lucchino was instrumental in bringing together Principal Owner John W. Henry, Chairman Tom Werner, and their partners, who purchased the Red Sox, Fenway Park, and 80 percent of NESN in December, 2001.

Committing to "field a team worthy of the fans' support," the Red Sox in his tenure played October Baseball seven times in 14 years. Vanquishing the proverbial "Curse of the Bambino," the 2004 club did what had never been done before—overcoming a 3-0 deficit, against no less than the archrival New York Yankees, whom Lucchino famously dubbed "the Evil Empire,"—to win the pennant and then sweep the St. Louis Cardinals to win the club's first World Series since 1918—after an agonizing 86-year wait. The World Champions of 2007 and 2013 also etched in stone this historic era, with the latter club helping to heal a wounded city after the Boston Marathon bombings to embody the strength and resilience that supported the new phrase, "Boston Strong." The World Champions of 2018 continued this legacy of championships won in the last 16 years.

After revolutionizing ballpark ambiance and architecture by creating Oriole Park at Camden Yards, which fulfilled his pioneering vision of a traditional, intimate, old-fashioned downtown ballpark with modern amenities, Lucchino then spearheaded the political and design efforts that created Petco Park in San Diego. More than a ballpark, Petco fulfilled its promise as a catalyst for massive redevelopment in downtown San Diego.

With the experience of Camden Yards and Petco Park, he was instrumental in conceiving and executing ten years of major improvements to Fenway Park that preserved, protected, and enhanced "America's Most Beloved Ballpark." Once again, a ballpark revitalized a now-vibrant neighborhood.

With aggressive marketing throughout New England and the global fan base called "Red Sox Nation," the club connected with its fans, who sold out every game (820 straight) from May 15, 2003 through April 8, 2013. The club set franchise attendance records in eight of his 14 seasons.

Lucchino served on several MLB committees, including the Commissioner's historic Blue Ribbon Task Force on Baseball Economics, which successfully re-engineered the sport's economic structure, and the International Committee, of which he was its chairman.

Saying his franchises "had a foreign policy," Lucchino arranged for his Padres to play baseball's first regular season games in Mexico (1996) and Hawaii (1997) and pioneered a ground-breaking relationship in Japan with the Chiba Lotte Marines (1997). Returning to Mexico in 1999, he helped establish baseball's first "International Opener" in Monterrey. In 2008, he led the Red Sox' first trip to Japan, where they opened the season. Lucchino was also an early and active supporter of the World Baseball Classic.

Born in Pittsburgh, Lucchino was an All-City League basketball player and second baseman on the Pittsburgh city championship baseball team. He graduated with honors from Princeton University and then graduated from Yale Law School. At Princeton, he was a member of two Ivy League championship basketball teams. Lucchino holds honorary degrees from Suffolk University, Boston University, Bryant University, New England School of Law, Anna Maria College, Palomar College, the University of Massachusetts (Boston), and Bentley University.

In 1974, he joined Williams and Connolly, the law firm founded by his mentor, friend, legendary sportsman, and trial attorney Edward Bennett Williams. He became a partner in 1978 and specialized in sports law and litigation. He was general counsel to the Washington Redskins, of which Williams was president and part owner, and was a member of their Board of Directors from 1979 to 1985. When EBW bought the Orioles on August 2, 1979, Lucchino entered baseball and became the club's vice president/general counsel. EBW named him president in May 1988, to rebuild the club's baseball and business operations. Lucchino was President (and co-owner) of the Orioles from 1989 until the club was sold at the end of the 1993 season. In December, 1994, he partnered with John Moores to purchase the San Diego Padres, for whom he served as President/CEO through 2001.

The avid sportsman has the unique distinction of earning World Series rings (Orioles, '83; Red Sox, '04, '07, '13, '18), a Super Bowl ring (Redskins, '83), and a Final Four watch (Princeton, '65). Lucchino has been active in numerous civic and charitable efforts, particularly in the research and treatment of cancer. He is a board member and served as the co-chair of the Dana-Farber Cancer Institute's \$1 billion "Mission Possible" Capital Campaign, which reached its goal in 2009, and he is also chairman of the Trustee Philanthropy Committee at DFCI.

With each of his major league clubs, Lucchino was instrumental in creating a charitable foundation (the Orioles Foundation, the Padres Foundation, and the Red Sox Foundation). He also expanded the depth and reach of the PawSox Foundation, and on January 28, 2020, announced the establishment of the WooSox Foundation in Worcester.

In recognition for "long and meritorious service to baseball" over three decades in the game, Lucchino received the Judge Emil Fuchs Award from the Boston Baseball Writers in January 2011. Lucchino was inducted into the Pennsylvania Sports Hall of Fame in May 2012, the National Italian-American Sports Hall of Fame and the Taylor Allderdice High School Hall of Fame in November 2013, and was inducted into the Boston Red Sox Hall of Fame in May 2016.

Club Executives, Continued



Dave Beeston, Executive Vice President/Chief Strategy Officer

Dave Beeston joined the club in March of 2013 and was named Executive Vice President and Chief Strategy Officer in February 2018.

In his role, Beeston has varied responsibilities. He acts as a senior advisor to Sam Kennedy and FSG ownership on all matters facing the Club, with a particular focus on internal and external communication, large undertakings requiring cross-departmental cooperation, and overseeing the management and execution of many of the Club's key relationships, including with its media, concessions and merchandise partners. Additionally, in his role guiding the Strategy and Business Development department, he is charged with creating and executing new business initiatives and new lines of revenue for the Club and FSG,

evaluating external opportunities presented to the Company, and acting as an internal resource for all Club departments, with a focus on long-term strategic organizational objectives.

Beeston spent the seven years prior to joining the Red Sox as an associate at Skadden, Arps, Slate, Meagher & Flom LLP, with a focus on securities transactions.

A Toronto, Ontario native, Beeston completed his undergraduate and law degrees at the University of Western Ontario, graduating from the latter "with distinction." He formerly served on the Board of "Youth Without Shelter" a Toronto based teen homeless shelter and currently serves on the Boston Medical Center's Exceptional Care Without Exception Trust Board and as Co-Chair of the Winter Walk, a campaign raising awareness and funds to help end homelessness in Boston.

The son of former long-time Toronto Blue Jays and Major League Baseball executive Paul Beeston, he currently resides in Boston with his wife, Katie, and sons, Bobby and Jack.



Ron Bumgarner, Executive Vice President/ Ticketing, Fenway Events & Concerts

Ron Bumgarner, Executive Vice President/Ticketing, Fenway Events & Concerts, oversees all ticketing, sales and service for Red Sox games and special events at Fenway Park. In addition, he is also responsible for overseeing the Fenway Park Events department and all facets of the burgeoning concert business at the ballpark. The Pasadena, MD native was elevated to his current role in January 2019.

A veteran of 30 years in Major League Baseball, Bumgarner started his career with the Baltimore Orioles in 1991. He was part of the team responsible for the opening of Camden Yards. Ron was instrumental in executing the relocation of season ticket holders from old

Memorial Stadium, designed many of the suite and premium package offerings that still exist today, and was a leader in sales performance in each of his four seasons with the Club.

Bumgarner started with the San Diego Padres in 1995 as Assistant Director of Sales. From 1995 to 1998, his sales teams had incredible success - recognized across the league for their aggressive and innovative approach which led to double-digit growth of both Season Tickets and Group Sales each year under his direction. In 1999, Ron was promoted to Director of New Ballpark Sales. He was a key member of the ballpark design team and the architect of the new ballpark's sales plan and state of the art Preview Center - critical to securing financing for what is now Petco Park.

In 2003, Bumgarner came to Boston to lead the sales and services departments for the Boston Red Sox. He has been instrumental in the club's record-breaking success from a business perspective, including a professional sports record of 820 consecutive sellouts and increased revenues in each of his 16 seasons with the club. He has played a vital role in the club's approach to create new business initiatives and has been a key force in the integration of technology, analytics and innovative marketing campaigns for baseball, concerts and special events at Fenway Park.

Bumgarner and his wife, Jenny, have two daughters, Shelby and Stella.



Jonathan Gilula, Executive Vice President/Chief Operating Officer

Jonathan Gilula has served as Executive Vice President/Chief Operating Officer of the Boston Red Sox since February of 2018. In 2020, Gilula enters his 23rd season in Major League Baseball and 18th as a member of the Boston Red Sox organization. In his role, Gilula oversees Business Operations for the Club including: ballpark operations, event operations, fan services, game entertainment, video productions, special events, Fenway Park Tours, ballpark planning and development and Florida business operations.

Over the course of his tenure in Boston, Gilula has played an instrumental role in a wide range of the club’s business ventures. Most notably, Gilula has led the club’s effort to preserve, protect and enhance Fenway Park, which celebrated its 100th Anniversary in 2012 and is the oldest ballpark in Major League Baseball. Other areas of focus have ranged from enhancing the game day operations and customer service at Fenway Park, improving the quality and expanding the menu of food and beverage offerings, to planning and implementing non-traditional, ancillary uses of Fenway Park that have resulted in a series of popular and historic events over the past 15 years.

Gilula oversaw the design, construction and business planning of JetBlue Park at Fenway South, the Red Sox Spring Training and player development complex in Lee County, FL which opened for the 2012 spring training season. The state-of-the-art, single-site facility, designed to meet the long-term needs of the organization and to create the premier spring training and player development complex, has received critical acclaim and was nominated by Sports Business Journal as Sports Facility of the Year in 2013.

In addition to his Red Sox responsibilities, Gilula also assumes a key leadership role in coordinating all of Fenway Sports Group’s real estate activities, serving as Managing Director of FSG Real Estate. In this capacity, he is the day to day point person responsible for planning and implementing FSG’s real estate strategy around both Fenway Park and JetBlue Park. In November, 2019 FSG Real Estate broke ground on its first development project beyond the walls of Fenway Park with the construction of the “MGM Music Hall at Fenway”, a 5,000 capacity performing arts venue, scheduled to open in the fall of 2021.

The start of Gilula’s baseball career dates back to June 1998, when Larry Lucchino, then President/CEO of the San Diego Padres, hired Gilula to work on the planning and development of the team’s forthcoming ballpark and its surrounding neighborhood. As Director of Ballpark Development, Gilula was a member of the leadership team that coordinated the design and construction of Petco Park, the home of the Padres, which opened in downtown San Diego in 2004.

Gilula currently serves as the President of the Board of the Fenway Park Living Museum Fund, a non-profit organization created in 2012 to promote public awareness and education about the history of Fenway Park. He also is a member of the Board of Trustees of the Pan-Mass Challenge, the nation’s largest athletic fundraiser, which through the 2019 event has raised \$717 million for cancer research and treatment through the Jimmy Fund since its inception in 1980. In January 2011, Gilula was selected as one of Sports Business Journal’s “40 Under 40” Award recipients, an honor that recognized him as one of the best young talents in the business of sports.

Born in New York City, NY, Gilula grew up in La Jolla, CA. He graduated with a degree in Politics from Princeton University in 1998, where he was captain of the varsity tennis team and named First Team All-Ivy League in 1997 and 1998. Gilula resides in Chestnut Hill, MA with his wife, Robin, their daughter, Brin, and son, Cameron.

Club Executives, Continued



Adam Grossman, Executive Vice President/Chief Marketing Officer

Adam Grossman leads marketing and communications efforts for the Boston Red Sox and its historic home, Fenway Park. Reporting directly to President & CEO Sam Kennedy, Grossman oversees the club's Marketing, Media Relations, Corporate Communications, Social Media, Advertising and Content, and Creative Service departments.

In his role, Grossman partners with the Red Sox Ticketing, Corporate Sponsorship, and Broadcasting departments, and plays a vital role in developing integrated ticketing, sales, and sponsorship strategies that drive revenue for the club.

Grossman is also responsible for marketing and growing ticket sales for all non-baseball revenue-generating events and activities at Fenway Park, including concerts, the Fenway Gridiron Series, Polartec Big Air at Fenway, Capital One Frozen Fenway, and the AIG Fenway Hurling Classic.

In 2017, Grossman spearheaded the creation of "Take the Lead," a first-of-its-kind partnership between Boston's five major professional sports teams and the NAACP Boston Branch designed to combat racism and hate speech in sports venues and in the Boston community.

Grossman is also head of marketing for Red Sox sister company Fenway Sports Management, a leading sports and entertainment agency that provides sales, marketing, and consulting services for parent company Fenway Sports Group's elite portfolio of properties, including Liverpool FC, LRMR/LeBron James, NESN, and Roush Fenway Racing. Beginning his career with the Red Sox in 2002 as an intern, Grossman was named Special Assistant to President/CEO Larry Lucchino in 2004, and promoted to Vice President of Marketing in 2008. Prior to assuming his current role, he served as Senior Vice President of Public Affairs for the Miami Dolphins from 2009 to 2011.

Grossman was selected as one of Sports Business Journal's "40 Under 40" Award recipients in 2020 and was one of eight members selected to the 2014 Eisenhower Fellowships program, chaired by General Colin L. Powell. A Cum Laude graduate of Duke University, Grossman co-founded a student-led organization to improve the Durham Bulls Youth League, and spearheaded a \$450,000 renovation project to refurbish two baseball fields in Durham's inner city.

Grossman and his wife, Candy Hannemann, have two daughters, Stella and Luiza.



Troup Parkinson, Executive Vice President/Partnerships

Troup Parkinson was promoted to Executive Vice President/Partnerships for the Boston Red Sox in November of 2015.

In this role, he is responsible for the club's Corporate Sponsorships, Premium Services, and Community, Player, and Alumni Relations. More specifically, with regard to corporate partnerships, Parkinson heads up the partnerships operation, securing new business, formulating local marketing strategies, and renewing corporate relationships. He also continues to oversee the client services department, which includes managing relationships with all Red Sox limited partners, corporate sponsors, season suite holders, EMC Club members, Dugout Seat holders, and State Street Pavilion Club members.

Since joining the organization in 2002, Parkinson has held several titles while working in the areas of sponsorships and client services for the club. Prior to his current position, the Michigan native, served as Senior Vice President/Corporate Partnerships from February 2011 through October 2015, after spending three years as Vice President/Client Services. From 2004 until 2008, Parkinson was the team's Director/Client Services. Prior to joining the Red Sox, Parkinson spent four years with Octagon Marketing working in various areas including event management, client relations, corporate consulting, sponsorship sales, and public relations.

In 2005, Parkinson worked on the creation/branding of both the EMC Club and State Street Pavilion Club while also designing the hospitality plan, benefit structure, and overall client experience. He was instrumental in the seat relocation and sales process for the EMC Club and SSP Club from the former .406 Club during the 2005 offseason.

In the winter of 2006, the club began a two-year project focused on the renovation of all 45 season suites. Parkinson and his staff spearheaded the sales effort and also developed the hospitality plan.

Parkinson attended St. Lawrence University in Canton, NY where he earned a bachelor's degree in Sociology in 1998. He and his wife, Alexandra, reside in Wellesley, MA with their three children, Oscar, Fletcher, and Hilary.



**Amy Waryas, Executive Vice President/
Chief Human Resources Officer**

Amy Waryas was named Executive Vice President & Chief Human Resources Officer in 2019. Entering her ninth season with the Red Sox, Waryas is responsible for leading overall human resources strategy for the Red Sox and Fenway Sports Management. Major areas of focus include organizational and cultural development, talent acquisition and development, diversity and inclusion, compensation and benefits, employee relations, and training.

Waryas began her career with General Electric as a recruiter and trainer, and has since worked in a variety of industries, including manufacturing, consumer packaged goods, publishing, and software. She has worked with companies of varying sizes, from Fortune 10 to a software start-up, where she built the HR department from the ground up.

Prior to joining the Red Sox, Waryas served as Director of Human Resources for The Boston Beer Company, Inc., maker of Samuel Adams beers, where she led the human resources department and was a key member of the executive management team. In that role, Waryas focused heavily on creating strong organizational development programs and enhancing the company's culture.

Waryas, who serves on the Board of Directors for Make-A-Wish® Massachusetts and Rhode Island, holds a bachelor's degree from Vanderbilt University and a master's degree in Industrial/Organizational Psychology from UNC-Charlotte. A native of the Boston area, she grew up in Sudbury, MA. She and her husband, Keith, reside in Holliston with their two children.



**Ed Weiss, Executive Vice President, Corporate Strategy,
and General Counsel, Fenway Sports Group**

Ed Weiss was named General Counsel of Fenway Sports Group (FSG) in September 2009. In that capacity, Weiss has oversight of all legal matters for the companies in FSG's portfolio, including the Boston Red Sox, New England Sports Network (NESN), Fenway Sports Management (FSM) and the Liverpool Football Club.

At the close of 2012, Weiss also was named Executive Vice President for Corporate Strategy, to reflect his broader business-related responsibilities for FSG, and, in 2015, he became a Director of Roush Fenway Racing (RFR), a partnership between FSG and Roush Industries, which operates the RFR NASCAR team.

Before employment with FSG, Weiss had been Senior Vice President and Deputy General Counsel of Time Warner Inc., where he had been employed for over a decade, and was responsible for all litigation, regulatory, and intellectual property issues across the company worldwide. He also handled Time Warner's significant antitrust issues, including any transaction and merger clearances, served as a key advisor on business and intellectual property issues related to digital content distribution, and maintained oversight of all FCC legal issues. Weiss began his tenure at Time Warner with Time Warner Cable, overseeing all its litigation and antitrust matters.

Before joining Time Warner, Weiss served as a litigator at the law firm of Cravath, Swaine and Moore in New York City, NY, where he worked on many litigation and antitrust counseling matters. Immediately following law school, he served as a law clerk to the Honorable Jay C. Waldman, a Federal judge in Philadelphia, PA, assisting with a wide variety of criminal and civil matters, including a number of jury trials.

A native of Norwood, MA, Weiss graduated magna cum laude from Harvard College in 1988, concentrating in History and Economics, and received his J.D., cum laude, from the University of Pennsylvania Law School in 1991. At Penn Law, he was a member of the Law Review and served as the Managing Editor. During his summers and entire third year of law school, he also was employed as a law clerk with Morgan Lewis in Philadelphia.

Weiss currently is a Trustee of Xaverian Brothers High School in Westwood (his alma mater) and of the Newton Country Day School. He is also a board member of the Roger Williams University Law School and of Greater Boston Legal Services.

Weiss resides in Weston, MA, with his wife, Susan, and three children. He recently completed his two-year tenure as President of the Weekapaug Golf Club in the family's summer community of Weekapaug, RI.

Club Executives, Continued



Tim Zue, Executive Vice President/Chief Financial Officer

Tim Zue is responsible for the financial management of the Boston Red Sox overseeing the organization's operating budget, accounting, financial planning, forecasting, business analytics and technology services. Prior to his current role, Zue served as Senior Vice President of Finance, Strategy and Analytics for both the Red Sox and Fenway Sports Management (FSM).

Entering his 18th year with the club, Zue has played a key role in all financial aspects of the business, including the evaluation and execution of all non-baseball events, ticket pricing decisions, the financial impact of Fenway Park improvements, and the creation of the Red Sox Rewards loyalty program. He also helped conduct the financial due diligence

related to Fenway Sports Group's acquisition of Roush Fenway Racing, Liverpool Football Club, and the marketing rights for LeBron James.

With FSM, Zue managed the business operations department responsible for the sports marketing firm's consulting, events, and experiences divisions. Under his leadership, FSM created the onsite photography service Fanfoto, the fan travel program MLB Destinations, Red Sox Fantasy Camps, and Youth Baseball Summer Camps. During his tenure, Fanfoto expanded from three teams to more than 30, and the MLB Destinations program grew to include seven Major League Baseball clubs.

In early 2017 Zue was promoted to Executive Vice President/Chief Financial Officer and he was also selected as one of Sports Business Journal's "40 Under 40" Award recipients, an honor that recognized him as one of the best young talents in the business of sports.

Prior to joining the Red Sox and FSM, Zue worked for Bain & Company in Boston as an associate consultant. He also taught middle school math and technology in the Boston Public School system for four years.

Zue received a Bachelor's Degree in Mechanical Engineering from MIT in 1999, where he won a robotics design contest and competed in an international robotics design competition in Tokyo. A native of Winchester, MA, Zue lives in Lexington with his wife, Nicole, and their three children, Adelyn, Harrison, and Vivienne.



Bekah Salwasser, Executive Director, Red Sox Foundation

Bekah Splaine Salwasser joined the club in January of 2018 as the Executive Director of the Red Sox Foundation.

In her role, she will help realize the ambitious vision of the Foundation, which is to make a difference in the lives of children, families, veterans, and communities in need by providing them with health, educational, and recreational opportunities. Paramount to the Foundation's success are the strong relationships the Foundation and team have forged with Dana-Farber, Home Base and The Dimock Center. In addition to managing its key partnerships, Salwasser is responsible for the overall success of the Foundation's giving strategy, programming, fundraising and sponsorships, capacity building, and various other

events and projects that will help build the brand and strengthen the impact of the Foundation within the New England community.

Prior to joining the Boston Red Sox, Salwasser was the Executive Director for Scholar Athletes, a nonprofit organization whose mission is to support academic achievement through athletics. Founded in 2009 by Suffolk Construction's CEO, John Fish, the organization aims to reduce the opportunity gap for Public High School students by utilizing private sector assets to benefit the public sector.

Prior to running Scholar Athletes, Salwasser was the Community Relations Director for the Boston Celtics for 5 years, overseeing charitable giving, community and fundraising events, and player engagement for the Boston Celtics Shamrock Foundation. Before the Celtics, she was the Executive Director of the Charlestown Lacrosse & Learning Center, a small nonprofit in Boston that provided academic & athletic assistance to local youth. In 2003, Salwasser was also a member of the Boston Breakers women's professional soccer team.

Salwasser is currently on the Board of Directors for Teach for America Greater Boston and the YMCA of Greater Boston. Although Salwasser ended her term as a member of the Board of Trustees for Buckingham Browne & Nichols in 2011, she continues to serve on their Alumni Council. She is also a Founding Co-Chair of the Boys & Girls Clubs of Boston's Friend's Council, where she now sits as a Leadership Committee Member, and she is on the National Advisory Board for Dream Big!. In 2018 she was selected to Boston Business Journal's "40 Under 40" class, and her and her husband were recognized by Boston Magazine as a Top 5 "Power Couple." Salwasser was an Emerging Leader for the Massachusetts Business Alliance for Education in 2013, and was recognized in 2013 as one of Boston's Future Leaders by the Greater Boston Chamber of Commerce.

Though born and raised in Cambridge, MA, Salwasser currently resides in Dorchester with her husband, Zac, and three children, Calvin, Niko, and Evie.

Baseball Operations



Brian O'Halloran, General Manager

Brian O'Halloran enters his 19th season with the Red Sox, and his first since being named General Manager on October 28, 2019. He is the 13th person to hold that title in team history. As General Manager, O'Halloran partners with Chief Baseball Officer Chaim Bloom to oversee all facets of the Red Sox baseball operations department, including Major League operations, player acquisitions, scouting, player development, and contract negotiations.

Prior to his most recent promotion, O'Halloran spent eight years as Assistant General Manager (Vice President/Assistant GM in 2012-14, Senior Vice President/Assistant GM in 2015-18, and Executive Vice President/Assistant GM in 2019) under Ben Cherington (2012-15) and Dave Dombrowski (2015-19).

Before being named Assistant General Manager in November 2011, O'Halloran served as the club's Vice President of Baseball Operations for one season (2011), and Director of Baseball Operations for five seasons (2006-10). He joined the Red Sox as Baseball Operations Assistant in 2002. O'Halloran began his baseball career as an intern in baseball operations with the San Diego Padres.

The Weymouth, MA, native has a BA from Colby College and an MBA from UCLA. Before working in baseball, he spent two years in Tbilisi, Georgia, studying ethnic conflict, and three years in Moscow, Russia, supervising business operations for an international logistics company. He and his wife Jean have three children.



Raquel Ferreira, Executive Vice President/Assistant General Manager

Raquel Ferreira was promoted to Executive Vice President/Assistant General Manager in December 2019. Entering her 22nd year with the Red Sox in 2020, she is just the fourth female to hold the title of Assistant General Manager in a baseball operations department in Major League Baseball, joining Kim Ng of the Los Angeles Dodgers, Jean Afterman of the New York Yankees, and Elaine Weddington Steward of the Red Sox.

In her current role, Ferreira reports directly to Chief Baseball Officer Chaim Bloom and assists in all areas of baseball operations. Over her career with the Red Sox, her work has been focused on overseeing the baseball operations budgets and the club's major and minor league operations, as well as the daily operations for the team's major league clubhouse and travel. In addition, she heads the club's player immigration program and

was instrumental in establishing the Boston Red Sox Rookie Development program, which began in 2004. In her prior roles, Ferreira also oversaw the daily operations for the organization's six minor league affiliates, handling issues for all minor league players and staff such as contract tenders, player transactions, payroll, and insurance.

Prior to her most recent promotion, Ferreira served as Senior Vice President, Major and Minor League Operations during the 2019 season and as Vice President, Major and Minor League Operations over a two-year span from 2017-18. She also served as the Red Sox' Vice President, Baseball Administration from 2015-16; Senior Director, Minor League Operations from 2011-14; Director, Minor League Operations from 2008-11; and as Director, Minor League Administration from 2002-07.

In 2019, Ferreira was honored with the Special Achievement Award from the Boston Baseball Writers. She was also one of only seven nominees for the WISE 2020 Women of the Year award, which selects individuals not only for the positions they hold, but also for their ongoing commitment to the professional development and advancement of women at their respective organizations. In 2002, Ferreira received the Red Sox' Edward F. Kenney Award, which is given annually to a member of the club's Player Development Department who demonstrates dedication, success, and work ethic befitting the man for which the award is named.

During the 2019 season, the Cumberland, RI native joined the Saberseminar Scholarship Board of Directors, which offers scholarships for minority and/or female students who want to work in baseball analytics. Scholarship winners get the chance to present at the annual Saberseminar conference in front of MLB teams.

Ferreira is a 1992 graduate of the University of Rhode Island with a B.A. in Communications. She and her husband, Erik Stamps, reside in Stoneham, MA with their 12-year-old daughter, Gabriella.

Baseball Operations, Continued



Eddie Romero, Executive Vice President/Assistant General Manager

Eddie Romero was promoted to Executive Vice President/Assistant General Manager on November 7, 2018. In this role, Romero reports directly to Chief Baseball Officer, Chaim Bloom, and assists in all areas of baseball operations, while continuing to oversee the club's international scouting and player development efforts.

A native of San Juan, Puerto Rico, 2020 will mark Romero's 15th year in the Red Sox organization.

From 2016 through the 2018 season, Romero served as Senior Vice President/Assistant General Manager. Prior to 2016, he served as Vice President, International Scouting. In that capacity, Romero oversaw the club's amateur scouting coverage in Latin America in addition to the Pacific Rim and Europe, while also assisting with the team's domestic amateur scouting operation. Since joining the Red Sox, Romero has played a significant role in the signings of Red Sox international prospects such as Rafael Devers (Dominican Republic), Darwinzon Hernandez (Venezuela), and Tzu-Wei Lin (Taiwan).

Romero started his tenure with the club in February 2006 as an Assistant in International and Professional scouting. He spent four seasons working as the club's Director of International Scouting from 2012-15. He has also worked for the Red Sox as Coordinator and Assistant Director of Latin American operations, and Assistant Director of Latin American Operations/International Scouting.

Before beginning a career in baseball, Romero worked as a prosecutor for the State Attorney's office for the Fourth Judicial District in Jacksonville, FL. He holds a bachelor's degree in sports management and a juris doctor degree from the University of Florida. His father, Ed Romero Sr., was an infielder with the Red Sox from 1986-89.

Romero resides in Boston.



Zack Scott, Executive Vice President/Assistant General Manager

Zack Scott is in his first year as Executive Vice President/Assistant General Manager, overseeing the club's Baseball Analytics, Baseball Systems, Advance Scouting, and Pro Scouting departments. The Analytics and Systems departments provide decision support to baseball leadership in all areas of the operation and build software tools to deliver analytical insights and improve workflows. This is the second year that Advance Scouting and first year that Pro Scouting will fall under Scott's purview. Additionally, he continues to assist the Chief Baseball Officer and General Manager on player acquisition, contract analysis, and strategic initiatives.

The 2020 season marks Scott's 17th year in the organization. Prior to his current role, he spent one year as Senior Vice President/Assistant General Manager, two years as

Vice President, Baseball Research & Development, and five years as Director, Major League Operations. In the director role he assisted senior baseball leadership in several aspects of the operation including major league roster and payroll management, player acquisition and contract analysis, as well as coordinating the department's statistical analysis.

Scott joined the Red Sox as an intern in baseball operations in 2004, served as an assistant in the department the following year, and spent the next six seasons as the Assistant Director, Baseball Operations. Before coming to the club, he worked at Diamond Mind, Inc., a developer of baseball simulation software, from 2000-03, where he consulted for Boston's baseball operations department in 2003.

Scott graduated from the University of Vermont in 1999 with a B.S. in Mathematics. He and his wife, Molly, reside in Malden, MA with their daughter, Zoe, and son, Perry.




COACHING STAFF

Ron Roenicke will manage the Red Sox in 2020, after serving as the club's bench coach during the 2018 and 2019 seasons.

10 RON ROENICKE

INTERIM MANAGER



Opening Day Age: 63

Born: 8/19/1956 in Covina, CA

Resides: San Clemente, CA

MLB Coaching Career: Coach, Los Angeles Dodgers (1992-93); Third Base Coach, Los Angeles Angels (2000-05); Bench Coach, Los Angeles Angels (2006-10); Manager, Milwaukee Brewers (2011-15); Third Base Coach, Los Angeles Dodgers (2015); Third Base Coach, Los Angeles Angels (2016-17); Bench Coach, Boston Red Sox (2018-19); Interim Manager, Boston Red Sox (1st season)

Coaching Staff

Managing/Coaching Career

👉 Enters his 3rd season in the Red Sox organization... Named Bench Coach on 11/2/17 and Interim Manager on 2/11/20.

👉 In addition to his role as Bench Coach from 2018-19, coordinated Red Sox Major League Spring Training...Also coordinated the beginning of spring training in 2020.

👉 Has 29 years of coaching/managing experience (1991-2019), including 22 in the major leagues...Has 10 years of managerial experience, including 5 seasons managing the Milwaukee Brewers from 2011-15.

👉 Is a 3-time World Series champion as a bench coach (2018 Red Sox), 3rd base coach (2002 Angels), and a player (1981 Dodgers).

👉 Took over as manager after Alex Cora was ejected on 8/3/18 vs. NYY (1st inning), 6/11/19 vs. TEX (5th inning), and 8/3/19 at NYY-G1 (4th inning).

👉 Helped lead the AL to a 4-3 win over the NL in MLB's 90th All-Star Game on 7/9/19 at CLE...Was also named to the 2012 NL All-Star coaching staff by manager Tony La Russa, helping lead the NL club to an 8-0 victory at KC.

👉 Has assisted in 81 Manager's Instant Replay challenges with the Red Sox...45 calls were overturned (55.6%).

👉 In 2019, 47 players appeared in a game for BOS, including 26 position players (1 rookie) and 21 pitchers (8 rookies)...6 players made their ML debuts.

👉 In 2018, helped lead the Red Sox to the AL East title, MLB's best record, a franchise-record 108 regular season wins (108-54, .667), and a World Series championship.

👉 Coordinated the Sox' 2018 Spring training camp... BOS posted MLB's best spring training record (22-9-1), the highest ST win total in Sox history...The Sox went 14-1 in their final 15 games, winning 9 straight from 3/12-21.

👉 Prior to joining BOS, most recently served as the 3rd base coach for the Los Angeles Angels from 2016-17.

👉 Managed MIL from 2011-15, leading the club to a .508 winning percentage (342-331) over his tenure...His 342 managerial wins rank 5th in franchise history.

👉 Finished 2nd in NL Manager of the Year voting in his debut managerial season (2011) after leading MIL to a franchise-record 96 wins and their first NL Central title... The team defeated ARI in the NLDS (3-2) before falling to the eventual champion Cardinals in the NLCS (4-2).

👉 Was relieved of his managerial duties on 5/3/15 and joined the Dodgers as 3rd base coach on 8/17/15.

ROENICKE'S MLB CAREER

Year	Club (Role)
1992-93	Dodgers (Coach)
2000-05	Angels (3rd Base Coach)
2006-10	Angels (Bench Coach)
2011-15	Brewers (Manager)
2015	Dodgers (3rd Base Coach)
2016-17	Angels (3rd Base Coach)
2018-19	Red Sox (Bench Coach)
2020	Red Sox (Interim Manager)

👉 Prior to his time in Milwaukee, served on the Angels' ML staff for 11 seasons as 3rd base coach (2000-05) and bench coach (2006-10)...The Angels made the postseason in 6 of those seasons, winning the World Series in 2002.

👉 Made his ML coaching debut with LAD in 1992-93, when current Red Sox First Base Coach Tom Goodwin was a player for the Dodgers.

👉 Spent 7 seasons as a minor league coach and manager in the Dodgers (1991, '94-98) and Giants (1999) organizations.

👉 Managed Rookie-level Great Falls (1994), Single-A San Bernardino (1995), Double-A San Antonio (1997-98), and Triple-A Albuquerque (1998) for LAD, as well as Triple-A Fresno (1999) for SF.

👉 Served as hitting coach for San Antonio (1991) and Albuquerque (1996).

👉 Named Manager of the Year in the California League in 1995 and in the Texas League in 1997, both in championship seasons.

Playing Career

👉 Played 8 ML seasons as an outfielder with the Dodgers (1981-83), Mariners (1983), Padres (1984), Giants (1985), Phillies (1986-87), and Reds (1988).

👉 Played 527 ML games, batting .238 (256-for-1,076) with 17 HR, 113 RBI, 24 SB, 190 BB, and 195 SO.

👉 Appeared in 22 regular season games for the 1981 Dodgers, who went on to win the World Series.

👉 Played in 2 World Series games for the 1984 Padres... SD lost to DET, 4-1.

👉 From 1977-89, played 919 minor league games, batting .284 (876-for-3,086) with 71 HR, 474 RBI, and 188 SB in the LAD, SEA, SD, SF, PHI, OAK, CIN, and TEX organizations.

Personal

- 🔴 Full name is Ronald Jon Roenicke...Last name is pronounced "RENN-uh-key."
- 🔴 Married to Karen...The couple has a son, Lance, and 2 grandchildren, Emma and Jordyn...Lance played and coached in the Brewers' system from 2012-14.
- 🔴 Graduated from Edgewood (CA) High School, where he played baseball, football, and basketball.
- 🔴 Attended Mt. San Antonio College in Walnut, CA from 1975-76 before transferring to UCLA in 1977.
- 🔴 Was drafted 5 times (by OAK in June 1974, SF in June 1975, DET in January 1976, ATL in June 1976, and LAD in June 1977)...Signed with the Dodgers as the 17th overall pick in 1977.

- 🔴 His brother, Gary, was an outfielder for MON (1976), BAL (1978-85), NYY (1986), and ATL (1987-88) and was inducted to the Orioles Hall of Fame in 2015.
- 🔴 His nephew, Josh, pitched professionally from 2006-17, appearing in 190 ML games as a reliever.

In the Community

- 🔴 Attended Red Sox Winter Weekend in January 2019 and 2020, taking part in kids clinics, a FanFest, and a fireside chat.
- 🔴 Visited patients at Walter Reed Medical Center in Washington, DC, in May 2019.
- 🔴 Has taken part in Sox Talk and Girls of Summer events.

Ron Roenicke's Career Managerial Record

YEAR	CLUB	LEAGUE	W-L	PCT.	FINISH
2011	MILWAUKEE	National	96-66	.593	1st, Central
2012	MILWAUKEE	National	83-79	.512	3rd, Central
2013	MILWAUKEE	National	74-88	.457	4th, Central
2014	MILWAUKEE	National	82-80	.506	3rd, Central
2015	MILWAUKEE	National	7-18	.280	-
Major League Totals (5 seasons)			342-331	.508	

Ron Roenicke's Major League Record

YEAR	CLUB	AVG	G	AB	R	H	2B	3B	HR	RBI	SH	SF	HB	BB	SO	SB	CS	E
1981	LOS ANGELES-NL	.234	22	47	6	11	0	0	0	0	1	0	0	6	8	1	1	0
1982	LOS ANGELES-NL	.259	109	143	18	37	8	0	1	12	3	1	2	21	32	5	0	1
1983	LOS ANGELES-NL	.221	81	145	12	32	4	0	2	12	4	1	0	14	26	3	2	1
	SEATTLE	.253	59	198	23	50	12	0	4	23	2	2	2	33	22	6	2	2
1984	SAN DIEGO	.300	12	20	4	6	1	0	1	2	0	0	0	2	5	0	0	0
1985	SAN FRANCISCO	.256	65	133	23	34	9	1	3	13	1	1	0	35	27	6	2	1
1986	PHILADELPHIA	.247	102	275	42	68	13	1	5	42	4	3	0	61	52	2	2	2
1987	PHILADELPHIA	.167	63	78	9	13	3	1	1	4	0	0	0	14	15	1	0	1
1988	CINCINNATI	.135	14	37	4	5	1	0	0	5	0	0	1	4	8	0	0	0
Major League Totals		.238	527	1076	141	256	51	3	17	113	15	8	5	190	195	24	9	8

58 CRAIG BJORNSON

BULLPEN COACH



Opening Day Age: 51

Born: 2/14/1969 in Tucson, AZ

Resides: Tucson, AZ

MLB Coaching Career: Bullpen Coach, Houston Astros (2012, '14-17); Bullpen Coach, Boston Red Sox (2018-present)

Coaching Staff

Coaching Career

Enters his 8th season on a major league coaching staff, his 3rd in the Red Sox organization...Was named the club's Bullpen Coach on 11/13/17.

Prior to joining BOS, spent the previous 6 seasons in the HOU organization, including 5 as the ML bullpen coach (2012, '14-17)...In 2013, served as minor league roving pitching instructor.

Spent 13 seasons (1999-2011) as a minor league pitching coach in the MON/WSH, KC, LAD, and COL systems.

Was the pitching coach for the Rookie-level Casper Ghosts (COL) from 2010-11.

Spent 3 seasons as pitching coach for Rookie-level Ogden (LAD) from 2006-08.

Made his coaching debut as a pitching coach in the Montreal Expos organization from 1999-2001 before coaching KC's Short-A Spokane in 2002.

Returned to the MON/WSH organization to coach Short-A Vermont in 2003 and 2005...In 2004, was the pitching coach at MON's High-A Brevard County.

Also served as a pitching coach for Occidente Pastora de los Llanos in the Venezuelan Winter League for 4 seasons (2000-03).

2019 Highlights

Red Sox relievers led MLB in SO/9.0 IP (10.50) for the first time since 1974 (6.11).

The Sox used 7+ pitchers in a 9-inning game 20 times, more than any other team...They also led the majors in times using 8+ pitchers in a 9-inning game (7).

Sox relievers allowed 1.12 HR/9.0 IP, the 2nd-lowest mark in the AL...From 4/23 through the end of the season, their HR/9.0 IP rate of 1.04 led the AL.

In 29 games from 4/25-5/27, Sox relievers led the majors in ERA (2.48) and opponent AVG (.190).

In 30 games from 7/24-8/25, Sox relievers led MLB in ERA (2.65), opponent AVG (.190), and WHIP (1.11).

Brandon Workman held opponents to a .123 AVG, MLB's lowest mark since 1900 (min. 60.0 IP).

Helped Alex Cora lead the AL to a 4-3 win over the NL in MLB's 90th All-Star Game on 7/9 at CLE.

Additional Career Highlights

Was the bullpen coach for consecutive World Series champions in 2017 (HOU) and 2018 (BOS).

From 2018-19, Red Sox relievers ranked 4th in the majors in SO/9.0 IP (10.09), 5th in the AL in ERA (4.08), and 5th in the AL in opponent AVG (.236).

LOWEST BULLPEN ERA IN THE WORLD SERIES (MIN. 20.0 IP)

Team	IP	ER	ERA
1973 A's	31.0	3	0.87
1955 Dodgers	23.1	3	1.16
1959 Dodgers	20.1	3	1.33
2018 Red Sox	25.2	4	1.40

Among the 8 teams that advanced to at least the Division Series in 2018, Red Sox relievers ranked 1st in Postseason ERA (2.71) and opponent AVG (.187).

Beginning with Game 2 of the 2018 ALCS, Red Sox relievers posted a 1.76 ERA (8 ER/41.0 IP), including a 1.40 mark (4 ER/25.2 IP) in the World Series.

Earned a World Series title with HOU in 2017...HOU's bullpen set a franchise record with 10.91 SO/9.0 IP.

In the Astros' 5-1 win over the Dodgers in Game 7 of the 2017 World Series, 4 HOU relievers combined to allow only 1 run on 3 hits in 6.2 IP.

From 2014-17, the Astros' bullpen led the majors with a 3.17 SO/BB ratio...In that time, HOU relievers also ranked 2nd in the majors in SO/9.0 IP (9.62).

Playing Career

Signed by HOU as a non-drafted free agent out of Nicholls State University in Thibodeau, LA.

Spent 3 seasons in the HOU minor league system, appearing at the Rookie, Short-A, and Single-A levels...Made 81 appearances (27 starts), going 9-18 with 3 saves, a 3.82 ERA (109 ER/257.0 IP), and 162 SO.

Personal

Full name is Craig Michael Bjornson ("be-YORN-son").

Attended Arizona Western Junior College in Yuma, AZ, before transferring to Nicholls State.

Attended Tucson High School and won the 1987 Arizona State Championship with the Badgers.

In the Community

Attended Red Sox Winter Weekend in January 2019 and 2020, helping to host kids clinics, attending panel discussions, and interacting with fans.

Has also taken part in the Sox Talk and Girls of Summer events, along with various kids clinics.

58 DAVE BUSH

PITCHING COACH



Dave Bush

Opening Day Age: 40
Born: 11/9/1979 in Pittsburgh, PA
Resides: Cumberland, ME
MLB Coaching Career: Pitching Coach, Boston Red Sox (1st season)

Coaching/Professional Career

- 🔥 Enters his 1st season on a major league coaching staff...Was named Pitching Coach on 10/31/19.
- 🔥 The 2020 season will be his 5th in the Red Sox organization...Previously served as the club's Pitching Development Analyst from 2016-18 and as Pitching Coordinator, Performance in 2019.
- 🔥 Prior to joining the Red Sox, spent 2 years coaching at Bridgton Academy in Bridgton, ME.
- 🔥 Served as the pitching coach for South Africa at the 2016 World Baseball Classic Qualifier...Was also the pitching coach for the Chinese national team from 2016-17, including at the 2017 World Baseball Classic.
- 🔥 Held other coaching roles through MLB International from 2015-17, including stints at the Development Centers in China, Elite Camps in Europe and Africa, and as an assistant with the Chinese Junior National Team in 2016.

- 🔥 Made 1 Postseason appearance during his career... Started Game 3 of the 2008 NLDS vs. PHI and allowed 1 run in 5.1 innings to earn the win (5 H, 3 SO).
- 🔥 Appeared in 17 games (15 starts) for SK Wyverns of the Korean Baseball Organization in 2012.

Personal

- 🔥 Full name is David Thomas Bush.
- 🔥 He and his wife, Carrie, have a daughter, Avery (12), and 2 sons, Jarrett (10) and Trevor (8).
- 🔥 Graduated from Conestoga High School in Berwyn, PA, and Wake Forest University in Winston-Salem, NC.
- 🔥 Went 15-8 in 4 seasons at Wake Forest...Holds program records for saves (38) and pitching appearances (142).
- 🔥 Inducted into the Wake Forest Sports Hall of Fame in 2014.
- 🔥 Was a 2001 First-Team All-Atlantic Coast Conference selection and ACC Tournament Most Valuable Player as the Demon Deacons won the conference tournament.
- 🔥 Inducted into the Cape Cod Baseball League Hall of Fame in 2011...Pitched for the Chatham A's in 2000 and 2001, posting a combined 0.56 ERA (3 ER/48.0 IP) with 63 SO and 12 BB in 38 games...Also threw 5.0 scoreless innings (3 G) in the 2001 playoffs.

Playing Career

- 🔥 Pitched professionally for 12 seasons (2002-13).
- 🔥 Selected in the 2nd round of the 2002 June Draft by the Blue Jays...Was also selected in the 4th round of the 2001 June Draft by the Devil Rays, but did not sign.
- 🔥 Appeared in 211 ML games (187 GS) for TOR (2004-05, '13), MIL (2006-10), and TEX (2011).
- 🔥 Finished 8th in AL Rookie of the Year voting in 2004 after going 5-4 with a 3.69 ERA (40 ER/97.2 IP).
- 🔥 Made at least 30 starts 3 times, all for the Brewers: 32 in 2006, 31 in 2007, and 31 in 2010.
- 🔥 Took a no-hitter into the 8th inning 3 times during his career: 7.1 IP on 7/20/04 at OAK, 7.0 IP on 6/19/08 vs. TOR, and 7.1 IP on 4/23/09 at PHI.

In the Community

- 🔥 Attended Red Sox Winter Weekend in January 2020, taking part in a FanFest and a fireside chat.

Dave Bush's Major League Record

YEAR	CLUB	W-L	ERA	G	GS	CG	SHO	SV	IP	H	R	ER	HR	HB	BB	SO	WP	BK
2004	TORONTO	5-4	3.69	16	16	1	1	0	97.2	95	47	40	11	6	25	64	3	0
2005	TORONTO	5-11	4.49	25	24	2	0	0	136.1	142	73	68	20	13	29	75	2	0
2006	MILWAUKEE	12-11	4.41	34	32	3	2	0	210.0	201	111	103	26	18	38	166	6	0
2007	MILWAUKEE	12-10	5.12	33	31	0	0	0	186.1	217	110	106	27	11	44	134	3	0
2008	MILWAUKEE	9-10	4.18	31	29	0	0	0	185.0	163	92	86	29	10	48	109	2	1
2009	MILWAUKEE	5-9	6.38	22	21	0	0	0	114.1	131	84	81	19	15	37	89	2	0
2010	MILWAUKEE	8-13	4.54	32	31	0	0	0	174.1	198	108	88	28	4	65	107	1	1
2011	TEXAS	0-1	5.79	17	3	0	0	0	37.1	47	27	24	6	3	9	23	2	0
2013	TORONTO	0-0	15.00	1	0	0	0	0	3.0	5	5	5	4	0	1	1	0	0
Major League Totals		56-69	4.73	211	187	6	3	0	1144.1	1199	657	601	170	80	296	768	21	2

62 PETER FATSE

ASSISTANT HITTING COACH



Opening Day Age: 32

Born: 8/3/1987 in Holyoke, MA

Resides: Wilbraham, MA

MLB Coaching Career: Assistant Hitting Coach,
Boston Red Sox (1st season)

Coaching
Staff

Coaching/Professional Career

Enters his 1st season on a major league coaching staff, as well as his 1st season in the Red Sox organization... Was named Assistant Hitting Coach on 10/31/19.

Prior to joining BOS, served as MIN's Minor League Hitting Coordinator during the 2019 season.

In 2010, founded Advanced Performance Academy, LLC in Palmer, MA...Has since served as the academy's director of player development, training hitters from the youth level to major league ranks.

Playing Career

Selected by the Brewers in the 24th round of the 2009 June Draft and played 2 seasons in the club's minor league system.

In 160 games in MIL's system, hit .232 (125-for-539) while making 49 starts in LF, 42 in RF, 3 in CF, 28 at 3B, and 15 at 2B.

Also played in the independent leagues for the Pittsfield Colonials of the Canadian-American Association (2011) and the Florence Freedom of the Frontier League (2012).

Personal

Full name is Peter Charles Fatse.

He and his wife, Melissa, have a daughter, Brooke, and a son, Bryce.

Graduated from Minnechaug Regional High School in Wilbraham, MA.

Named the 2006 WMASS *Springfield Republican* Player of the Year...Also selected as a Massachusetts State All-Star.

Played 2 seasons for the University of Connecticut... In 108 games, hit .278 (114-for-410) with 12 HR, 77 RBI, and 26 stolen bases...Was teammates with Matt Barnes, George Springer, Nick Ahmed, Scott Oberg, and John Andreoli.

In 2008, was selected to the NEIBA New England College Baseball All-Star Game, played at Fenway Park.

In the Community

Attended Red Sox Winter Weekend in January 2020, playing schoolyard games with fans and attending a FanFest.

52 CARLOS FEBLES

THIRD BASE COACH



Carlos Febles

Opening Day Age: 43

Born: 5/24/1976 in El Seibo, DR

Resides: La Romana, DR

MLB Coaching Career: Third Base Coach, Boston Red Sox (2018-present)

Coaching Career

🔴 Entering his 14th season coaching in the Red Sox organization, his 3rd on the ML coaching staff.

🔴 Named Red Sox Third Base Coach and Infield Instructor on 11/2/17.

🔴 Won a World Series title with the Red Sox in 2018.

🔴 Helped Alex Cora lead the AL to a 4-3 win over the NL in MLB's 90th All-Star Game on 7/9/19 at CLE.

🔴 Has managed 904 minor league games, all in the Red Sox organization (400-504, .442)...Led the 2014 High-A Salem Red Sox to the postseason.

🔴 Has managed 6 players that were on the Red Sox' 40-man roster at the start of 2020 spring training (excluding rehab assignments).

🔴 Also served as the hitting coach at Salem from 2009-10 and High-A Lancaster in 2008...In 2008, led the JetHawks to California League-best marks in AVG (.285), hits (1,423), and HR (154).

🔴 Following the 2017 season, served as a coach for Toros del Este in the Dominican Winter League.

Playing Career

🔴 Played 10 professional seasons as a 2nd baseman in the KC (1995-2003) and BOS (2004) organizations.

🔴 Appeared in 506 ML games for KC from 1998-2003... Ranks 3rd in Royals history with 454 starts at 2nd base.

🔴 Hit 9 triples as a rookie in 1999, tying teammate Johnny Damon for 2nd-most in the AL.

🔴 His last season as a player came with the 2004 Pawtucket Red Sox.

FEBLES' COACHING CAREER

Year	Club (Role)
2007	Short-A Lowell (Coach)
2008	High-A Lancaster (Hitting Coach)
2009-10	High-A Salem (Hitting Coach)
2011	Short-A Lowell (Manager)
2012-13	Single-A Greenville (Manager)
2014-15	High-A Salem (Manager)
2016-17	Double-A Portland (Manager)
2018-present	Boston (3rd Base Coach)

Personal

🔴 Full name is Carlos Manuel Febles ("FAY-bleess").

🔴 Married to Nedelin...The couple has 2 children, Karla and Carlos, Jr.

In the Community

🔴 Attended Red Sox Winter Weekend in January 2019 and 2020, helping to host kids clinics, attending a Fan-Fest, and taking part in a game show.

🔴 Visited Walter Reed Medical Center in Washington, DC, in May 2019...Also took part in Red Sox Destinations and Sox Talk events in 2019.

Carlos Febles's Major League Record

YEAR	CLUB	AVG	G	AB	R	H	2B	3B	HR	RBI	SH	SF	HB	BB	SO	SB	CS	E
1998	KANSAS CITY	.400	11	25	5	10	1	2	0	2	0	0	0	4	7	2	1	0
1999	KANSAS CITY	.256	123	453	71	116	22	9	10	53	12	3	9	47	91	20	4	14
2000	KANSAS CITY	.257	100	339	59	87	12	1	2	29	13	1	10	36	48	17	6	10
2001	KANSAS CITY	.236	79	292	45	69	9	2	8	25	1	1	1	22	58	5	2	7
2002	KANSAS CITY	.245	119	351	44	86	16	4	4	26	5	0	7	41	63	16	5	15
2003	KANSAS CITY	.235	74	196	31	46	5	0	0	11	5	0	5	13	30	8	2	3
Major League Totals		.250	506	1656	255	414	65	18	24	146	36	5	32	163	297	68	20	49

FAMILIAR WITH FEBLES

Excluding rehab assignments, Febles has managed 6 players that were on the Red Sox' 40-man roster at the start of 2020 spring training: **Matt Barnes** (2012), **Andrew Benintendi** (2016), **Jackie Bradley Jr.** (2011), **Michael Chavis** (2017), **Rafael Devers** (2017), and **Tzu-Wei Lin** (2015-17).

82 TOM GOODWIN

FIRST BASE COACH



Opening Day Age: 51

Born: 7/27/1968 in Fresno, CA

Resides: Grapevine, TX

MLB Coaching Career: First Base Coach,
New York Mets (2012-17); First Base Coach,
Boston Red Sox (2018-present)

Coaching Staff

Coaching Career

Enters his 3rd season on the Red Sox coaching staff... Named First Base Coach and Outfield Instructor on 11/2/17.

Also coordinates the club's base running instruction.

Previously spent 4 seasons in the Red Sox' minor league system as Outfield and Base Running Coordinator (2009-11) and as a coach for Short-A Lowell (2008).

Won a World Series title with the Red Sox in 2018.

Helped Alex Cora lead the AL to a 4-3 win over the NL in MLB's 90th All-Star Game on 7/9/19 at CLE.

Under Goodwin's instruction, Juan Lagares earned the Rawlings Gold Glove Award in CF in 2014, Jackie Bradley Jr. won in CF in 2018, and Mookie Betts won in RF in 2018 and 2019.

Each of the Sox' 3 primary outfielders was a Gold Glove finalist in both 2018 and 2019 (Betts, Benintendi, Bradley).

In 2019, the Red Sox ranked 2nd in the majors with 37 outfield assists and T-1st with 9 outfield double plays.

The Sox were the only team in 2019 to feature 3 players with 9+ OF assists (Betts-10, Bradley-10, Benintendi-9)... It was their 1st time featuring 3 players with 9+ OF assists since 1982 (Rice-10, Evans-9, Nichols-9).

The Red Sox stole 125 bases in 2018, reaching that total for only the 2nd time in the last 100 years (1920-present)... Mookie Betts (30), Andrew Benintendi (21), and Jackie Bradley Jr. (17) each set a career high in steals.

Was NYM's first base coach from 2012-17 and was responsible for outfield/base running instruction... In those 6 years, Mets runners were caught 173 times (fewest in the NL) and the club ranked 3rd in the NL with 177 OF assists.

Managed Scottsdale in the 2016 Arizona Fall League... The team included Gleyber Torres and Tim Lincecum.

Made his coaching debut in 2007 with Lewisville in the independent Continental Baseball League.

Playing Career

Played 1,288 ML games over 14 seasons (1991-2004).

From 1995-2000, led MLB with 298 steals... Stole 50+ bases in 1995 (50), '96 (66), '97 (50), and 2000 (55).

Played 1,092 career games in the OF.

Reached the 2002 World Series with the Giants... Also reached the ALDS with TEX in 1998 and 1999 and the NLCS with CHC in 2003.

In 1992-93 with LAD, was coached by Ron Roenicke.

Finished his playing career with 88 games for Atlantic City of the independent Atlantic League in 2005.

Originally selected by LAD in the 1st round (22nd overall) of the 1989 June Draft... Also selected by PIT in the 6th round in 1986, but did not sign.

Won a Gold Medal with the 1988 USA Olympic Team.

Personal

Full name is Thomas Jones Goodwin.

Was a 2-time All-American at Fresno State University... Is a graduate of Central High School in Fresno, CA.

In the Community

Attended Red Sox Winter Weekend in January 2019 and 2020, taking part in kids clinics, a game show event, and a FanFest.

Has participated in Red Sox Destinations, Sox Talk, and Girls of Summer events, and taken part in the Babe Ruth Coaches Clinic.

Tom Goodwin's Major League Record

YEAR	CLUB	AVG	G	AB	R	H	2B	3B	HR	RBI	SH	SF	HB	BB	SO	SB	CS	E
1991	LOS ANGELES-NL	.143	16	7	3	1	0	0	0	0	0	0	0	0	0	1	1	0
1992	LOS ANGELES-NL	.233	57	73	15	17	1	1	0	3	0	0	0	6	10	7	3	0
1993	LOS ANGELES-NL	.294	30	17	6	5	1	0	0	1	0	0	0	1	4	1	2	0
1994	KANSAS CITY	.000	2	2	0	0	0	0	0	0	0	0	0	0	1	0	0	0
1995	KANSAS CITY	.288	133	480	72	138	16	3	4	28	14	0	5	38	72	50	18	3
1996	KANSAS CITY	.282	143	524	80	148	14	4	1	35	21	1	2	39	79	66	22	5
1997	KANSAS CITY	.272	97	367	51	100	13	4	2	22	11	1	2	19	51	34	10	1
	TEXAS	.237	53	207	39	49	13	2	0	17	0	2	1	25	37	16	6	2
1998	TEXAS	.290	154	520	102	151	13	3	2	33	10	3	2	73	90	38	20	3
1999	TEXAS	.259	109	405	63	105	12	6	3	33	7	3	0	40	61	39	11	3
2000	COLORADO	.271	91	317	65	86	8	8	5	47	5	4	1	50	76	39	7	3
	LOS ANGELES-NL	.251	56	211	29	53	3	1	1	11	0	0	0	18	41	16	3	0
2001	LOS ANGELES-NL	.231	105	286	51	66	8	5	4	22	1	2	0	23	58	22	8	1
2002	SAN FRANCISCO	.260	78	154	23	40	5	2	1	17	3	0	0	14	25	16	2	1
2003	CHICAGO-NL	.287	87	171	26	49	10	0	1	12	1	1	0	11	33	19	5	0
2004	CHICAGO-NL	.200	77	105	11	21	8	0	0	3	0	1	0	8	22	5	0	0
Major League Totals		.268	1288	3846	636	1029	125	39	24	284	73	18	13	365	660	369	118	22

51 TIM HYERS

HITTING COACH



Tim Hyers

Opening Day Age: 48

Born: 10/3/1971 in Atlanta, GA

Resides: Loganville, GA

MLB Coaching Career: Interim Hitting Coach, Boston Red Sox (2014); Assistant Hitting Coach, Los Angeles Dodgers (2016-17); Hitting Coach, Boston Red Sox (2018-present)

Coaching Career

🔥 Entering his 3rd season as Red Sox Hitting Coach... Was named to the position on 11/4/17.

🔥 Also spent 7 seasons in the Red Sox organization as an area scout for Georgia (2009-12) and as a minor league hitting coordinator (2013-15).

🔥 In 2014, served as the Red Sox' interim ML hitting coach from June through the remainder of the season while Greg Colbrunn recovered from an injury.

🔥 Prior to rejoining the Red Sox organization in 2018, served as LAD's assistant hitting coach from 2016-17, helping to lead the Dodgers to consecutive NL West Division titles and an NL pennant in 2017.

🔥 Also assumed the title of director of minor league hitting for the Dodgers in 2017.

🔥 Made his coaching debut as a hitting coach with Single-A West Michigan in the Tigers' minor league system in 2002.

2019 Highlights

🔥 The Red Sox set the franchise's single-season HR record (245).

🔥 The Red Sox' 9 HR in extra innings marked a new franchise record and tied the ML record...No team had hit 9 HR in extras since the 1992 Astros, and no AL team had done so since the 1967 Indians (source: Elias).

🔥 The Sox led MLB with 345 doubles...They recorded 617 XBH, 3rd-most in franchise history.

🔥 With 2 outs, the Sox led MLB in AVG (.272), XBH (221), and RBI (348).

🔥 BOS led the majors in AVG and OBP with RISP & 2 outs (.283/.387).

🔥 The Red Sox led the majors in pinch-hitting AVG (.330, 33-for-100), OBP (.430), SLG (.590), and OPS (1.020)...According to Elias, that is the Sox' highest pinch-hitting AVG in team history (min. 20 AB).

🔥 BOS pinch hitters led the majors with 15 XBH, the club's most in a season since at least 1960 (source: Elias).

🔥 For the first time in franchise history, the Red Sox featured 3 players who hit .300+ with 30+ HR...They were only the 10th team ever to do that, the first since the 2004 Cardinals.

RED SOX OFFENSE, 2018-19

Stat	MLB Rank
1,777 runs	2nd
.269 AVG	1st
.339 OBP	2nd
.460 SLG	3rd
.799 OPS	3rd
3,063 hits	1st
700 doubles	1st
1,211 XBH	1st
1,159 BB	6th
2,635 SO	6th-fewest

🔥 The Red Sox were the only team in 2019 to feature as many as 4 qualifying players with a .900+ OPS.

🔥 The Red Sox featured 8 players with 15+ HR, the most in franchise history.

🔥 2019 marked the first time the Red Sox had ever featured as many as 4 players with 40+ doubles...The Sox became the 7th team with as many as 4 players with 70+ XBH in a season (first since 2008 Mets).

Additional Career Highlights

🔥 Won World Series titles with the Red Sox in 2013 (minor league hitting coordinator) and 2018 (hitting coach).

🔥 In his first 2 seasons with BOS, the Red Sox led the majors in AVG (.269) and XBH (1,211).

🔥 Helped Alex Cora lead the AL to a 4-3 win over the NL in MLB's 90th All-Star Game on 7/9/19 at CLE.

🔥 Has helped 3 BOS players earn Louisville Slugger Silver Slugger Awards: Xander Bogaerts (2019, SS), Mookie Betts (2018-19, OF), and J.D. Martinez (2018, OF and DH).

🔥 In 2018, the Red Sox led MLB in runs scored (876), runs per game (5.4), AVG (.268), OBP (.339), SLG (.453), OPS (.792), doubles (355), and XBH (594).

🔥 Also in 2018, BOS led the majors in AVG and OPS with RISP (.289/.872) and with 2 strikes (.200/.590)...The Sox hit 10 grand slams, after hitting none in 2017.

Tim Hyers, Continued

👉 Helped Mookie Betts (32 HR, 1.078 OPS) and Xander Bogaerts (23 HR, .883 OPS) set career highs in HR and OPS in 2018.

👉 In 2017, along with Hitting Coach Turner Ward, helped the LAD offense set franchise records in HR (221), 2B (312), and XBH (553)...The club's .437 SLG was its highest since the franchise moved to L.A. in 1958.

👉 The 2017 Dodgers set a franchise postseason record in runs per game (5.47).

👉 Also assumed the title of director of minor league hitting for the Dodgers in 2017...Club affiliates accumulated a 469-366 record (.562), with 8 of the 9 teams posting a winning record and 2 winning league titles.

👉 Over his tenure with the Dodgers, coached 2-time Silver Slugger Award winner and 2016 NL Rookie of the Year Corey Seager (2016-17)...2017 NL Rookie of the Year Cody Bellinger set an NL rookie record with 39 HR.

👉 While serving as the Red Sox' minor league hitting coordinator from 2013-15, BOS minor league prospects included Xander Bogaerts, Mookie Betts, Jackie Bradley Jr., Andrew Benintendi, and Rafael Devers.

Playing Career

👉 Selected by TOR in the 2nd round of the 1990 June Draft.

👉 Played 10 professional seasons in the TOR (1990-93), SD (1994-95), DET (1996-97), ARI (1998), and FLA (1998-99) organizations.

👉 Played 133 ML games for the Padres (1994-95), Tigers (1996), and Marlins (1999).

Personal

👉 Full name is Timothy James Hyers.

👉 Married to Kristin...The couple has 3 children: Zach, Ashley, and Joseph.

👉 Attended Newton High School in Covington, GA.

In the Community

👉 Has taken part in several CVS Hitting Clinics at Jet-Blue Park and Fenway Park during his time in Boston.

👉 Visited patients at Walter Reed Medical Center in Washington, DC, in May 2019.

👉 Attended Red Sox Winter Weekend in January 2019 and 2020, participating in kids clinics, a FanFest, and a fireside chat.

👉 Has participated in Sox Talk and Girls of Summer events at Fenway Park.

Tim Hyers's Major League Record

YEAR	CLUB	AVG	G	AB	R	H	2B	3B	HR	RBI	SH	SF	HB	BB	SO	SB	CS	E
1994	SAN DIEGO	.254	52	118	13	30	3	0	0	7	2	0	0	9	15	3	0	4
1995	SAN DIEGO	.000	6	5	0	0	0	0	0	0	0	0	0	0	1	0	0	0
1996	DETROIT	.077	17	26	1	2	1	0	0	0	0	0	0	4	5	0	0	0
1999	FLORIDA	.222	58	81	8	18	4	1	2	12	0	1	0	14	11	0	0	0
Major League Totals		.217	133	230	22	50	8	1	2	19	2	1	0	27	32	3	0	0

87 JERRY NARRON

BENCH COACH



Jerry Narron

Opening Day Age: 64

Born: 1/15/1956 in Goldsboro, NC; **Resides:** Goldsboro, NC

MLB Coaching Career: Bench Coach, Baltimore Orioles (1993); Third Base Coach, Baltimore Orioles (1994); Third Base Coach, Texas Rangers (1995-2001); Manager, Texas Rangers (2001-02); Bench Coach, Cincinnati Reds (2004-05); Manager, Cincinnati Reds (2005-07); Bench Coach, Milwaukee Brewers (2011-15); Bench Coach, Arizona Diamondbacks (2017-19); Bench Coach, Boston Red Sox (2003, 2020)

Managerial/Coaching Career Highlights

- 🔴 Named Red Sox Bench Coach on 2/22/20...Held the same role with BOS in 2003.
- 🔴 Enters his 26th season on a major league coaching staff, including his 13th as a bench coach.
- 🔴 Has 9 years of managing experience, including 5 in the majors with TEX (2001-02) and CIN (2005-07).
- 🔴 Most recently served as ARI's bench coach for 3 seasons (2017-19)...Was hired by the Diamondbacks as a Triple-A manager for 2017, but assumed the role of ML bench coach when Ron Gardenhire went on medical leave in April.
- 🔴 Began his professional coaching career with 4 seasons as a minor league manager in the Orioles organization, leading Single-A Frederick (1989), Double-A Hagerstown (1990-91), and Triple-A Rochester (1992).
- 🔴 Served on the Orioles' ML staff in 1993 (bench coach) and 1994 (third base coach).
- 🔴 Served as the Rangers' third base coach for parts of 7 seasons from 1995-2001.
- 🔴 Took over as the Rangers' manager on 5/4/01... Managed TEX for the remainder of the 2001 season and the entire 2002 season.
- 🔴 After 1 season as the Red Sox' bench coach in 2003, was the Reds' bench coach for 2004 and part of 2005.
- 🔴 Took over as Reds manager on 6/21/05...Managed the Reds for the rest of the 2005 season, all of 2006, and the first 82 games of 2007...Finished 6th in NL Manager of the Year voting in 2006.
- 🔴 Served as Ron Roenicke's bench coach with the Brewers for the 2011-15 seasons.
- 🔴 Was third base coach for Israel at the 2017 World Baseball Classic Qualifier.

JERRY'S MLB COACHING/ MANAGING EXPERIENCE

Role	Seasons	Teams
Manager	5	TEX (2001-02), CIN (2005-07)
Bench Coach	12	BAL (1993), BOS (2003), CIN (2004-05), MIL (2011-15), ARI (2017-19)
Third Base Coach	8	BAL (1994), TEX (1995-2001)

Personal

- 🔴 Full name is Jerry Austin Narron.
- 🔴 He and his wife, Donna, have 7 children: 5 daughters (Callie, Caitlyn, Clare, Cara, Chelsy) and 2 sons (Connor, Hunter).
- 🔴 Attended Goldsboro High School and East Carolina University.
- 🔴 His son, Connor, played 5 minor league seasons in the BAL and MIL systems from 2010-14.
- 🔴 His brother, Johnny, was the Brewers' hitting coach from 2012-14.
- 🔴 His uncle, Sam, played for the Cardinals (1935, '42-43) and was a coach with the Pirates (1951-64).

Playing Career

- 🔴 Selected by the Yankees in the 6th round of the 1974 June Draft and played parts of 8 ML seasons as a catcher, appearing in 392 games with NYY (1979), SEA (1980-81, '87), and CAL (1983-86).
- 🔴 Recorded his first ML hit off Hall of Famer Jim Palmer on 4/19/79 vs. BAL (single) and hit his first HR off Hall of Famer Dennis Eckersley on 7/1/79 vs. BOS (solo).

Jerry Narron, Continued

Jerry Narron's Career Managerial Record

YEAR	CLUB	LEAGUE	W-L	PCT.	FINISH
2001	TEXAS	American	62-72	.463	4th
2002	TEXAS	American	72-90	.444	4th
2005	CINCINNATI	National	46-46	.500	5th
2006	CINCINNATI	National	80-82	.494	3rd
2007	CINCINNATI	National	31-51	.378	-
Major League Totals (5 seasons)			291-341	.460	

Jerry Narron's Major League Record

YEAR	CLUB	AVG	G	AB	R	H	2B	3B	HR	RBI	SH	SF	HB	BB	SO	SB	CS	E
1979	NEW YORK-AL	.171	61	123	17	21	3	1	4	18	3	1	0	9	26	0	0	5
1980	SEATTLE	.196	48	107	7	21	3	0	4	18	1	2	0	13	18	0	0	1
1981	SEATTLE	.222	76	203	13	45	5	0	3	17	3	0	2	16	35	0	0	1
1983	CALIFORNIA	.136	10	22	1	3	0	0	1	4	0	0	0	1	3	0	0	2
1984	CALIFORNIA	.247	69	150	9	37	5	0	3	17	1	2	1	8	12	0	0	1
1985	CALIFORNIA	.220	67	132	12	29	4	0	5	14	0	0	0	11	17	0	0	0
1986	CALIFORNIA	.221	57	95	5	21	3	1	1	8	1	1	1	9	14	0	0	2
1987	SEATTLE	.000	4	8	0	0	0	0	0	0	0	0	0	0	2	0	0	0
Major League Totals		.211	392	840	64	177	23	2	21	96	9	6	4	67	127	0	0	12

84 RAMÓN VÁZQUEZ

COACH



Ramón Vázquez

Opening Day Age: 43

Born: 8/21/1976 in Aibonito, Puerto Rico

Resides: Cayey, Puerto Rico

MLB Coaching Career: Coach, San Diego Padres (2017);
Coach, Boston Red Sox (2018-present)

Coaching Career

- Enters his 3rd season on the Red Sox' ML coaching staff...Was hired on 11/8/17.
- Serves as a liaison between the ML club's advance scouting and statistical analysis efforts for the purpose of presenting information to players and coaches.
- Won a World Series title with BOS in 2018.
- Helped lead the AL to a 4-3 win over the NL in MLB's 90th All-Star Game on 7/9/19 at CLE.
- Made his ML coaching debut with the Padres in 2017, working primarily with infielders...The Padres led the majors with 178 double plays.
- Spent 3 seasons (2014-16) in the HOU organization...Served as the club's developmental specialist in 2014-15, focusing on infielders.
- Managed High-A Lancaster in 2016...The JetHawks led the California League in runs per game (6.11), steals (209), and OBP (.359).
- Worked with Santurce in the Puerto Rican Winter League as a 1B coach in the 2014-15 season and then as a manager in each of the next 4 years...The team won the league title in 3 of those 5 years, including in 2018-19.

BACK IN BOSTON

Ramón was acquired by the Red Sox on 12/20/04 as part of a 4-player deal in exchange for current Dodgers Manager Dave Roberts. He would appear in 27 games with Boston in 2005 before being traded to Cleveland on 7/7/05.

- Played for Caguas (2004, '08, '10) and Manati (2012) in the Puerto Rican Winter League...Was teammates with Red Sox catcher Christian Vázquez with Manati.

Personal

- Full name is Ramón Luis Vázquez.
- Married to Griselda...The couple has a son, Nomar, and a daughter, Sofia.
- Attended Indian Hills Community College in Centerville, IA, and Juano Colon High School in Comerio, Puerto Rico.

In the Community

- Attended Red Sox Winter Weekend in January 2019 and 2020, taking part in kids clinics and a FanFest.
- Has taken part in Sox Talk, Red Sox Destinations, and Girls of Summer events at Fenway Park and jetBlue Park.
- On 1/30/18, helped deliver nearly 10 tons of supplies to aid Hurricane Maria recovery efforts in Puerto Rico...The jetBlue plane cargo included medical supplies and vaccines, water filtration systems, first aid kits, flashlights, and diapers...In Caguas, helped distribute food, water, and supplies to nearly 300 families, as well as baseball equipment and athletic gear to roughly 100 children.
- Is president of the Juntos Dando la Mano foundation in Puerto Rico...Through baseball/softball clinics, tournaments, and raffles, the foundation has raised money for people with cancer and muscular dystrophy.

Playing Career

- Played professionally for 18 seasons (1995-2012) as an infielder.
- In the majors, batted .254 (496-for-1,951) with 244 runs, 86 2B, 17 3B, 22 HR, and 176 RBI...Appeared at SS (275 games), 3B (212 G), 2B (165 G), and 1B (11 G).
- Selected by SEA in the 27th round of the 1995 June Draft and spent the first 7 years of his pro career with the Mariners.
- Made his big league debut for the 116-win 2001 Mariners, playing 17 games...Also made his lone post-season appearance in the ALDS that year.
- Named a *Baseball America* Triple-A All-Star in 2001 and an Eastern League All-Star in 2000.

Ramón Vázquez's Major League Record

YEAR	CLUB	AVG	G	AB	R	H	2B	3B	HR	RBI	SH	SF	HB	BB	SO	SB	CS	E
2001	SEATTLE	.229	17	35	5	8	0	0	0	4	1	1	0	0	3	0	0	1
2002	SAN DIEGO	.274	128	423	50	116	21	5	2	32	3	2	1	45	79	7	2	7
2003	SAN DIEGO	.261	116	422	56	110	17	4	3	30	5	3	2	52	88	10	3	14
2004	SAN DIEGO	.235	52	115	12	27	3	2	1	13	4	2	0	11	24	1	1	1
2005	BOSTON	.197	27	61	6	12	2	0	0	4	2	0	0	3	14	0	0	3
	CLEVELAND	.250	12	24	1	6	3	0	0	1	0	0	0	2	3	0	0	0
2006	CLEVELAND	.209	34	67	11	14	2	0	1	8	2	2	0	6	18	0	0	4
2007	TEXAS	.230	104	300	42	69	13	3	8	28	12	2	2	29	72	1	0	7
2008	TEXAS	.290	105	300	44	87	18	3	6	40	5	4	0	38	66	0	1	13
2009	PITTSBURGH	.230	101	204	17	47	7	0	1	16	0	2	2	31	47	1	0	2
Major League Totals		.254	696	1951	244	496	86	17	22	176	34	18	7	217	414	20	7	52

55 KEVIN WALKER

ASSISTANT PITCHING COACH



Opening Day Age: 43
Born: 9/20/1976 in Irving, TX
Resides: Holtville, CA
MLB Coaching Career: Assistant Pitching Coach, Boston Red Sox (1st season)

Coaching Staff

Coaching Career

- Enters his 1st season on a major league coaching staff...Named Assistant Pitching Coach on 10/31/19.
- Begins his 12th season in the Red Sox organization.
- Most recently served as pitching coach for Triple-A Pawtucket in 2018 and 2019...In 2018, oversaw a PawSox staff that set a franchise record with 1,221 SO.
- Also served as pitching coach for Double-A Portland (2015-17), High-A Salem (2011-14), Single-A Greenville (2010), and Short-A Lowell (2009).
- Has served as a minor league pitching coach for 11 players that were on the Red Sox' 40-man roster at the start of 2020 spring training (excluding rehab assignments), including Matt Barnes and Brandon Workman.

Playing Career

- Had a 14-year playing career from 1995-2008.
- Selected in the 6th round of the 1995 June Draft by the Padres.
- Played 6 ML seasons as a relief pitcher for the Padres (2000-03), Giants (2004), and White Sox (2005).
- Also pitched in the minor league systems of the Rangers (2006) and Rockies (2007).
- In 122 ML appearances, went 7-3 with a 4.76 ERA (54 ER/102.0 IP) and 95 SO.
- Made 70 appearances for SD during his debut season in 2000, tied with Trevor Hoffman for the team lead...Went 7-1 with a 4.19 ERA (31 ER/66.2 IP).
- Is 1 of only 5 Padres rookies ever to make at least 70 pitching appearances in a season.
- Prior to the 2000 season, was ranked by *Baseball America* as the No. 14 prospect in the SD organization.

WALKER AS A PITCHING COACH IN THE RED SOX ORGANIZATION

Year	Club
2009	Short-A Lowell
2010	Single-A Greenville
2011-14	High-A Salem
2015-17	Double-A Portland
2018-19	Triple-A Pawtucket
Present	Boston (Assistant Pitching Coach)

- Over 307 career minor league outings from 1995-2008, was 45-47 with a 4.34 ERA (435 ER/767.0 IP).
- Pitched for Algodoneros de Guasave of the Mexican Pacific Winter League in 2007-08.
- Played 2 seasons with the Camden Riversharks of the independent Atlantic League (2007-08).

Personal

- Full name is Kevin Michael Walker.
- He and his wife, Aimee, have a daughter, Kamryn, and son, Brady.
- Graduated from Grand Prairie (TX) High School.
- Was a high school teammate of former ML pitcher Kerry Wood.

In the Community

- Attended Red Sox Winter Weekend in January 2020, taking part in a game show and a FanFest.

Kevin Walker's Major League Record

YEAR	CLUB	W-L	ERA	G	GS	CG	SHO	SV	IP	H	R	ER	HR	HB	BB	SO	WP	BK
2000	SAN DIEGO	7-1	4.19	70	0	0	0	0	66.2	49	35	31	5	5	38	56	2	1
2001	SAN DIEGO	0-0	3.00	16	0	0	0	0	12.0	5	4	4	0	0	8	17	0	1
2002	SAN DIEGO	0-1	5.63	11	0	0	0	0	8.0	12	6	5	2	0	5	11	1	0
2003	SAN DIEGO	0-0	5.40	11	0	0	0	0	6.2	5	4	4	1	0	5	5	0	0
2004	SAN FRANCISCO	0-0	16.20	5	0	0	0	0	1.2	3	3	3	1	1	2	1	0	0
2005	CHICAGO-AL	0-1	9.00	9	0	0	0	0	7.0	10	7	7	1	0	5	5	0	0
Major League Totals		7-3	4.76	122	0	0	0	0	102.0	84	59	54	10	6	63	95	3	2

NICE TO SEE YOU AGAIN

Excluding rehab assignments, Walker has served as a minor league pitching coach for 11 players that were on the Red Sox' 40-man roster at the start of 2020 spring training: **Matt Barnes, Ryan Brasier, Colten Brewer, Kyle Hart, Darwinzon Hernandez, Mike Shawaryn, Josh Taylor, Hector Velázquez, Marcus Walden, Ryan Weber, and Brandon Workman.**

Major League Personnel



Jack McCormick, Senior Director, Club Relations

Jack is in his 32nd season with the Red Sox, his 1st as Senior Director, Club Relations after 24 seasons as Senior Director, Team Travel where he was responsible for all of the club's travel plans. He also coordinates the Children's Hospital Golf Tournament in Fort Myers each spring.

McCormick received the 2017 Tommy McCarthy Memorial Good Guy Award from the Boston chapter of the BBWAA and the 2004 Donald Davidson Memorial Award as MLB's top traveling secretary. A Boston native, McCormick attended Boston State College as an undergraduate and holds a master's degree from Anna Maria College in Paxton, MA. A veteran of the United States Army, Jack resides on the North Shore with his family.



Mike Regan, Director, Major League Operations

Mike begins his 1st season as Director, Major League Operations after serving as Director, Baseball Administration and Special Projects in 2019 and Assistant Director, Baseball Administration from November 2016-2018. A native of West Roxbury, MA, Regan began his career with the Red Sox in 2010 as an intern in the Baseball Operations department. He has also served as Coordinator, Baseball Operations from 2014-16 and Assistant, Baseball Operations from 2012-13. A graduate of Trinity College, Mike was the captain of the school's Division III National Championship baseball team in 2008.



Mark Cacciatore, Director, Team Travel

Mark is in his 18th season with the Red Sox and his 1st as Director, Team Travel after serving as Assistant Director, Team Travel in 2019. Mark began working in the Red Sox security department while attending Bentley College, where he graduated with a degree in marketing in 1990, and spent 3 seasons as a member of the security staff from 1989-1991. He returned to the Red Sox in 2006 after 8 years with Fidelity Investments and upon his return he served as Assistant Director, Security through December 2018. A native of Waltham, MA, Mark is responsible for all major league travel and accommodations during spring training, the regular season, and in the postseason.



Tom McLaughlin, Home Clubhouse Manager

Tom is in his 9th season as the Red Sox Home Clubhouse Manager after being in charge of the visiting clubhouse at Fenway Park from 1992-2011. He was named the 2013 and 2018 Pete Sheehy Clubhouse Award recipient as voted on by the Major League Baseball Clubhouse Managers Association. As the Visiting Clubhouse Manager, McLaughlin had assisted in the home clubhouse and also ran the visiting clubhouse during spring training in Fort Myers, FL. He began his tenure with the Red Sox as a batboy in the visiting clubhouse in 1986 and served as a clubhouse assistant from 1988-91.

Born and raised in Boston, McLaughlin attended St. John Don Bosco High School.



Edward "Pookie" Jackson, Equipment Manager

Edward "Pookie" Jackson enters his 9th season as Equipment Manager after being promoted to the position to start the 2012 season. He had previously served as the Assistant Equipment Manager since 2005. Jackson has spent 25 years in the Red Sox organization, beginning in 1994 as a clubhouse attendant for the minor leagues at spring training in Fort Myers, FL. At the conclusion of that spring, he was named the clubhouse manager for the Utica Blue Sox and was promoted to clubhouse attendant for the major league club in spring training of 1995.

Jackson lives in West Roxbury, MA with his daughters, Ashlyn and Sydney, and son, Blair.

Major League Personnel, Continued



Joe Cochran, Visiting Clubhouse Manager

Joe returned to the position of Visiting Clubhouse Manager in 2012, a role he previously held from 1990-91. From 1992-2011, Cochran served as the Equipment and Home Clubhouse Manager for the Red Sox. He joined the organization in 1984 and worked for team Supervisor of Grounds and Maintenance Joe Mooney through 1989. Cochran was the recipient of the 2004 Tommy McCarthy Good Guy Award from the Boston BBWAA chapter. Cochran attended the Pomfret School, Worcester Academy, and the University of Maine at Orono. A native of South Yarmouth, MA, Joe and his wife, Marcy, live in Chelsea, MA.



Billy Broadbent
Video Coordinator



Mike Brenly
Bullpen Catcher



Mani Martinez
Bullpen Catcher



Alex Gimenez
Coordinator,
Major League Operations



Erin Mylett Cox
Executive Assistant/
Manager, Staff Support



J.T. Watkins
Advance Scouting
Assistant



Pedro Martinez, Special Assistant to the Chief Baseball Officer

Pedro Martinez was named Special Assistant in January 2013. On July 26, 2015, the 3-time Cy Young Award winner and 8-time All-Star was inducted into the National Baseball Hall of Fame in his 1st year of eligibility. The following week he was honored with a 2-day, 2-language tribute at Fenway Park to celebrate the retirement of his uniform number (45). In his role with the Red Sox, Martinez assists Chief Baseball Officer Chaim Bloom in a variety of areas of major league operations, including the evaluation, mentorship, and instruction of young players throughout both spring training and the regular season.

A veteran of 18 major league seasons, Martinez spent 7 years with the Red Sox from 1998-2004 in which he went 117-37 with a 2.52 ERA in 203 games. In addition to owning the franchise's highest career win percentage at .760, he ranks 3rd in Red Sox history in strikeouts (1,683), 6th in wins, and 7th in ERA. Inducted into the Red Sox Hall of Fame in August of 2014, Martinez was an integral part of the 2004 Red Sox club that brought a World Series title to Boston for the 1st time since 1918.

Over his entire major league career, Martinez posted a record of 219-100 with a 2.93 ERA in 476 games for the Dodgers (1992-93), Expos (1994-97), Red Sox, Mets (2005-08) and Phillies (2009). He led all major league pitchers in ERA on 5 occasions, which included 4 of his first 5 seasons in Boston, in addition to 1997 with Montreal. He topped all American League pitchers in strikeouts in 3 years, all with the Red Sox: 1999 (313), 2000 (284) and 2002 (239). Born in Manoguayabo in the Dominican Republic, Martinez is the country's all-time leader in winning percentage (.687) and strikeouts (3,154), and ranks 2nd only to Hall of Famer Juan Marichal, the only other Dominican-born Hall of Fame pitcher, in ERA.

Major League Personnel, Continued




Jason Varitek, Special Assistant/Catching Coach

Jason Varitek was named Special Assistant/Catching Coach in September 2012. In his role, the 2-time World Champion with the Red Sox (2004, 2007) assists Chief Baseball Officer Chaim Bloom in major league personnel decisions, evaluations, and the mentorship and instruction of young players.

Over the course of his 15-year major league career (1997-2011), which was spent entirely with Boston, Varitek appeared in 1,546 games for the Red Sox, 10th-most in club history, and holds the franchise record for games caught with 1,488. Following Hall of Famers Carl Yastrzemski (23 seasons), Ted Williams (19 seasons) and Jim Rice (16 seasons), Varitek is the 4th-longest tenured Red Sox player ever to have never appeared for another major league club. Selected as the 18th full-time captain in Red Sox history on December 24, 2004, Varitek was the 1st major league catcher to catch 4 no-hitters (matched in 2015 by Carlos Ruiz).

A 3-time American League All-Star, Varitek was inducted into the Red Sox Hall of Fame in May 2016. He finished his major league career with a .256 batting average with 193 home runs and 757 RBI. He ranks 2nd all-time in club history in postseason games (63), at-bats (228), runs scored (37) and hits (54), and is tied for 2nd in home runs (11) and ranks 3rd in RBI (33). Varitek became the 1st Boston catcher ever to win a Silver Slugger Award in 2005, the same year in which he won a Gold Glove Award.

Jason lives in Suwanee, GA with his wife, Catherine, and daughters, Alexandra, Kendall, Caroline and Liv.



David Ortiz, Special Assistant to Fenway Sports Group

David Ortiz was named a Special Assistant to Fenway Sports Group in September 2017. In this role, the Red Sox Hall of Famer acts as a mentor for current players, participates in recruitment efforts, makes a variety of special appearances for the club, and works in a business development capacity for Fenway Sports Management and its partners.

Known as the greatest clutch hitter in Red Sox history, Ortiz spent 14 of his 20 major league seasons (1997-2016) with the Red Sox, retiring as the franchise's all-time leader in walk-off home runs (10) and walk-off RBI (17). A 3-time World Series Champion (2004, 2007, 2013) and 10-time All-Star, Ortiz belted 541 home runs and recorded 1,768 RBI over his big league career. He is 1 of only 4 players in the history of the game to hit at least 500 homers and win 3 World Series Championships along with Hall of Famers Babe Ruth, Mickey Mantle, and Reggie Jackson.

After beginning his major league career with the Minnesota Twins in 1997, Ortiz was signed as a free agent by Boston for the 2003 season. Over his 14 years (2003-16) in a Red Sox uniform, the Dominican-born Ortiz hit .290 with 524 doubles, 483 home runs, 1,530 RBI, and 1,204 runs scored in 1,953 games. He would help lead Boston to the postseason 8 times, including 3 trips to the Fall Classic. "Big Papi" took home Most Valuable Player honors in the 2004 American League Championship Series—in which the Red Sox came back from a 3-0 deficit to the New York Yankees—and the 2013 World Series, the club's 1st championship won at Fenway Park since 1918.

Ortiz was a 7-time winner of the American League's Silver Slugger Award at his position, and won the Edgar Martinez Outstanding Designated Hitter Award 8 times. In 2011, he was named recipient of the prestigious Roberto Clemente Award from Major League Baseball, the highest honor given to those who best represent the game of baseball through positive contributions on and off the field.

The legendary slugger retired following the 2016 season and on June 23, 2017, the Red Sox retired his No. 34, just the 11th number to be retired by the club on the right field façade at Fenway Park.

Baseball Research and Development

Zack Scott, Executive Vice President/Assistant General Manager - See Page 32



Mike Ganley, Director, Baseball Systems

Mike enters his 5th season in the Red Sox organization since joining the club as a senior baseball systems development lead in 2016. He was promoted to Director, Baseball Systems in February 2018. Prior to his time with the Red Sox, Ganley founded 400Hitter.com, a website providing stats and services to amateur baseball leagues since 1997. From 2002-16, the Hilton, NY native worked as a developer and principal engineer in the energy industry.

Baseball Research and Development, Continued



Joe McDonald, Director, Baseball Analytics

Joe begins his 2nd season as Director, Baseball Analytics after 4 years as a Baseball Operations Analyst. The Malden, MA native enters his 7th season in the organization, having been hired as a Baseball Analytics intern in 2013. Prior to joining the organization, the 2011 Boston College graduate was an intern in both the New York Yankees (2011) and Detroit Tigers (2012) baseball operations departments.



Greg Rybarczyk, Director, Education and Process Analysis

Greg enters his 1st season as Director, Education and Process Analysis after serving as Senior Analyst, Baseball Analytics in 2019 and Senior Analyst, Baseball Research and Development in 2018. He joined the Red Sox as a Baseball Operations Analyst in 2014. A graduate of Union College and veteran of the United States Navy, Rybarczyk got his start in baseball in 2005 when he created "Hit Tracker," a methodology for tracking home run distances since licensed by ESPN.

BASEBALL RESEARCH & DEVELOPMENT



Brad Alberts
Analyst, Baseball
Analytics



Spencer Bingol
Analyst, Baseball
Analytics



Jeb Clarke
Analyst, Major League
Clubhouse



Eric Edvalson
Sr. Developer, Baseball
Systems



Jordan Elkary
Assistant,
Baseball Development



Fred Hubert
Sr. Developer, Baseball
Systems



Bill Letson
Data Architect,
Baseball Systems



Connor McCann
Developer, Baseball
Systems



Kayla Mei
Assistant, Baseball
Analytics



Dan Meyer
Analyst, Baseball
Analytics



Dave Miller
Analyst, Baseball
Analytics



Jimmy O'Donnell
Assistant, Baseball
Analytics



Chris Stasio
Assistant Coordinator,
Baseball Development

Sports Medicine Service



Brad Pearson, MS, ATC, CSCS, Director of Sports Medicine Service and Head Athletic Trainer

Brad begins his 4th season as Director of Sports Medicine Service and his 5th season as Head Athletic Trainer. He previously served as the club's Assistant Athletic Trainer from 2012-15 and Minor League Athletic Training Coordinator for 2009-11. Pearson joined Boston's system as an intern with the Rookie-level Fort Myers team in 2001 and spent 5 years as a trainer for Red Sox affiliates from 2004-08. He also worked as Head Baseball Trainer at the University of Massachusetts (2002-03) and at the College of the Holy Cross (2000-02). The Ludlow, VT native earned a bachelor of science degree in athletic training from Springfield College and a master's degree in exercise science from the University of Massachusetts.

Pearson lives in Lincoln, MA with his wife, Candace, and daughter, Felicity.



Dr. Laurence J. Ronan, Medical Director

Dr. Laurence J. Ronan, a staff physician at Massachusetts General Hospital, enters his 8th season as Medical Director for the Red Sox Sports Medicine Services department and continues as Head Team Internist, a position he has held since 2005. A graduate of Harvard College (1978) and Harvard Medical School (1987), he is board certified in Internal Medicine.

Dr. Ronan is a member of the American College of Physicians and the Association of Major League Baseball Team Physicians. He serves as the Director of the Thomas S. Durant Fellowship in Refugee Medicine and is Senior Adviser to the Red Sox/MassGeneral Hospital Home Base Program for Veterans, as well as the Center for the Integration of Medicine and Innovative Technology.




Dr. Peter Asnis, Head Team Orthopedist

Dr. Peter Asnis begins his 9th season as the Red Sox Head Team Orthopedist after serving as a Team Physician from 2005-11. He is also the Head Team Physician for the NHL's Boston Bruins and a Team Physician for the NFL's New England Patriots.

Dr. Asnis serves as the Chief of the MGH Sports Medicine Service. An Instructor of Orthopedic Surgery at Harvard Medical School, he is a Fellow of the American Academy of Orthopedic Surgeons and a Member of the American Orthopedic Society for Sports Medicine. Additionally, he is a member of the Team Physician Societies for MLB, the NFL, and the NHL. He earned his undergraduate degree at Harvard College and his MD from Cornell University Medical School.

He and his wife, Brooke, have a son, Owen (19), and twin daughters, Caitlin and Sydney (17).



Edgar Barreto, Assistant Major League Strength and Conditioning Coach

Edgar enters his 1st season as Assistant Major League Strength and Conditioning Coach after 4 seasons as Minor League Strength and Conditioning Coordinator. He previously spent 2 seasons with the GCL Red Sox as the team's strength and conditioning coach in a full-time capacity, having also interned with the GCL Red Sox (2013), Portland Sea Dogs (2012), and DSL Red Sox (2010) in the same capacity. Edgar graduated with a bachelor's degree in human performance from Florida Gulf Coast University.



Anthony Cerundolo, Assistant Athletic Trainer

Anthony begins his 1st season as Assistant Athletic Trainer for the Red Sox. He previously served as the Director of Sports Medicine/Assistant Athletic Director at the College of the Holy Cross, where he spent 22 years coordinating medical coverage for all 27 varsity sports for the school.

A graduate of Northeastern University, he resides in Worcester with his wife, Laura, and their daughter, Sophia, and son, Anthony.

Sports Medicine Service, Continued



James Creps, PT, DScPT, OCS, CMPT, Senior Major League Physical Therapist/Clinical Specialist

Jamie enters his 4th season with the Red Sox in their Sports Medicine Service department. Prior to joining the organization, he owned a private physical therapy practice and served as an Associate Professor in the Physical Therapy Program for the University of Michigan. In addition to that role, he developed and administered the Orthopedic Physical Therapy Residency Program at MedSport, the University of Michigan's premier sports medicine facility. Jamie is a board certified Orthopedic Clinical Specialist through the American Physical Therapy Association, and a certified Manual Physical Therapist through the North American Institute of Orthopedic Manual Therapy. He and his wife, Sandy, reside in Quincy, MA.



Brandon Henry, Assistant Athletic Trainer

Brandon enters his 2nd season as Major League Assistant Athletic Trainer after 3 seasons as Minor League Athletic Training Coordinator (2016-18). He begins his 14th season with the organization, having also served as athletic trainer for the Portland Sea Dogs (2012-15), Salem Red Sox (2010-11), Greenville Drive (2009), and Lowell Spinners (2007-08).

Brandon holds a bachelor's degree from Xavier (OH) University and a master's degree from West Virginia University.



Jon Jochim, Assistant Athletic Trainer

2020 will mark Jon's 18th season in the Red Sox system and his 4th as Assistant Athletic Trainer for the major league club. He spent 7 consecutive years serving as Athletic Trainer for Pawtucket, where he was named International League Athletic Trainer of the Year in 2016. He held the same position for the Portland Sea Dogs (2009) and the Lancaster JetHawks (2007-08), where in 2007 he was named California League Trainer of the Year. He also served as the Gulf Coast League Red Sox athletic trainer in 2006 and spent 2 seasons as the athletic trainer for the Lowell Spinners (2004-05) while serving as the assistant minor league training coordinator.

Jon was an intern for the GCL Red Sox in 2003. Prior to joining the Red Sox organization, he was an athletic trainer for the Harlem Globetrotters basketball team.



Kiyoshi Momose, MA, CSCS, Head Strength and Conditioning Coach

Kiyoshi begins his 5th season as Strength and Conditioning Coach for the Red Sox after 15 years (2001-15) in the Pittsburgh Pirates organization in a variety of roles, most recently as Strength and Conditioning Specialist at the major league level. Momose also oversaw the Pirates' strength and conditioning program at their academy in the Dominican Republic. A native of Nagano, Japan, Momose earned his bachelor's degree in physical education from Nippon College of Physical Education and his master's degree in exercise physiology from the University of Central Florida. Momose, who is fluent in Japanese, English, and Spanish, served as strength and conditioning coach for the team of MLB stars that played in the Japan All-Star Series in November 2014. He began his baseball career as an intern in the Tampa Bay Rays minor league system.



Russell Nua, LMT, Massage Therapist

Russell begins his 17th season with the Red Sox as a massage therapist, a position he has held across Major League Baseball for over 20 years. Before joining the Red Sox he worked with the Arizona Diamondbacks. A member of Arizona's 2001 World Championship club, he has also been a part of the Red Sox 2004, 2007, 2013 and 2018 championship teams. Russell lives in Palm Springs, CA with his wife, Georgia, and his son, Jed, and maintains a private practice working with polo players and their horses in the offseason.

Sports Medicine Service, Continued



Mike Rose, MS, CSCS, Coordinator, Athletic Performance

Mike begins his 3rd season as Athletic Performance Coordinator in 2020. He also previously served Major League Strength and Conditioning Coach (2018-19) and as the club's Assistant Strength and Conditioning Coach (2016-17). He spent 4 seasons as the Red Sox Minor League Strength and Conditioning Coordinator after 2 seasons as a strength and conditioning coach with Triple-A Pawtucket.

Rose started with the organization in 2009 as an intern with the Gulf Coast League Red Sox after graduating from Florida State University with a BS in Exercise Science that same year. Before attending Florida State, he operated in four combat tours throughout Iraq and Afghanistan with the United States Air Force.

In 2013, Mike completed his M.S. in Kinesiology from Georgia Southern University.



Masai Takahashi, MS, ATC, CSCS, Assistant Athletic Trainer

Masai enters his 14th year as Assistant Athletic Trainer for the Red Sox after formerly serving as Head Athletic Trainer for the Portland Sea Dogs, the Double-A affiliate of the Red Sox in Portland, ME.

Takahashi and his wife, Ayumi, live in Southborough, MA with their sons, Kaisei, Shoei, and Kensei.



Shinichiro Uchikubo, Massage Therapist

Shinichiro enters his 8th season as massage therapist for the team after beginning with the organization in 2013. He worked in the same capacity for the Texas Rangers (2011-12) and the Baltimore Orioles (2010-11). Shinichiro studied acupuncture and moxibustion at Kansai University of Health Sciences and worked as Japan's team trainer for the InterContinental Cup (2010) and the IBAF World Cup (2007), both held in Taiwan.

RED SOX PHYSICIANS



Dr. Eric Berkson



Dr. Brian Busconi



Dr. Jim Januzzi



Dr. Matt Liebman



Dr. Kelly McInnis



Dr. Luke Oh



Dr. Mark Price



Dr. Arun Ramappa



Dr. Edwin Riley



Dr. Rodrigo Rodrigues



Dr. George Theodore



Dr. Frank Wang

Sports Medicine Service, Continued



Dr. Richard Ginsburg, PhD, Director, Behavioral Health Service

Dr. Richard Ginsburg begins his 6th season as Director, Behavioral Health Service. In addition to his role with the Red Sox, Dr. Ginsburg serves as Co-Director of the Massachusetts General Hospital PACES Institute of Sport Psychology and Director of Psychological Services at the MGH for children Sports Concussion Clinic. He also serves as a staff psychologist of the Newton-Wellesley Hospital Child and Adolescent Psychiatry Program. Dr. Ginsburg is an assistant clinical professor of psychology at Harvard Medical School and MGH where he serves as a clinical psychologist and sport psychology consultant. He is also a consultant for the New England Patriots. A native of Baltimore, MD, Dr. Ginsburg originally joined the Red Sox as a consultant in 2013.



Rey Fuentes, Mental Skills Coordinator


Rey begins his 1st season as Mental Skills Coordinator after seven years in the Chicago Cubs organization, including five seasons as the Latin Coordinator of the mental skills program. He began his career with the Cubs as a Cultural Programs Coordinator.

A native of Miami, Fuentes is a 2002 graduate of Barry (FL) University, where he played baseball and earned a degree in Exceptional Student Education. He also spent six years as an assistant coach at Barry University and one year as a coach at the University of Miami.

Rey and his wife, Amanda, have two sons, Calvin (5) and Tyler (3).



Daniel Abroms
Mental Skills Coordinator



Jake Chaplin
Mental Skills Coordinator



Adan Severino
Mental Skills Coordinator



Paddy Steinfort
Mental Skills Coordinator

ADDITIONAL SPORTS MEDICINE SERVICE STAFF



Michael Cianciosi
Sports Science
Coordinator



T.J. Hagan, DC
Chiropractor Consultant



Sean Hazzard, PA
Physician Assistant



Glen Tobias
Minor League
Nutritionist



Elana Webb
Sports Medicine
Administrative Manager

BEHAVIORAL HEALTH CONSULTANT DOCTORS



Dr. Mark Blais



Dr. Stephen Durant



2020 RED SOX

Xander Bogaerts finished 5th in MVP voting in 2019 after setting career highs in RBI (117), HR (33), doubles (52), and OPS (.939).

60 R.J. ALVAREZ

RHP



Bats: Right • **Throws:** Right • **Height:** 6-1 • **Weight:** 230

Opening Day Age: 28 • **MLB Service:** 162 days

Born: 6/8/1991 in West Palm Beach, FL

Resides: West Palm Beach, FL

Acquired: Signed as a minor league free agent on 11/13/2019

Contract Status: Signed through 2020

Non-Roster Invitee

The Rundown

- 🔥 Entering his 9th professional season, his 1st in the Red Sox organization.
- 🔥 Worked primarily as a closer from 2017-19.
- 🔥 His 31 ML appearances have all come in relief for the Padres (2014) and A's (2015)...Made OAK's 2015 Opening Day roster.
- 🔥 Has also pitched in the Angels (2012-14), Cubs (2016), Rangers (2017-18), and Marlins (2019) systems.
- 🔥 Was selected by the Angels in the 3rd round of the 2012 June Draft.
- 🔥 Named a 2018 Pacific Coast League mid-season and post-season All-Star with Triple-A Round Rock.
- 🔥 In his minor league career, has held right-handed hitters to a .208 AVG (153-for-735, 295 SO, 16 HR) and lefties to a .268 AVG (127-for-474, 125 SO, 9 HR).

Additional Career Highlights

- 🔥 In 2018, led the Pacific Coast League in saves (24).
- 🔥 Pitched for 3 organizations in 2016...Began the year with OAK but was on the DL with bone chips in his right elbow from 3/25 until being claimed off waivers by CHC on 6/12...Later claimed off waivers by TEX on 9/10.
- 🔥 Underwent arthroscopic surgery to remove bone chips from his right elbow on 3/29/16...The surgery was performed in San Francisco by A's team orthopedist Dr. Jon Dickinson.
- 🔥 Made his ML debut in 2014, appearing in 10 games with the Padres in September after being acquired from the Angels on 7/18...Allowed only 1 run in 8.0 IP (1.13 ERA) and held opponents to a .115 AVG (3-for-26, 0 XBH).
- 🔥 Allowed a run in his ML debut on 9/3/14 vs. ARI, but his 9 remaining ML appearances that season were scoreless (7.1 IP).

- 🔥 In 2013, was named Angels organizational Pitcher of the Month for June...Made 6 Postseason appearances that year, converting 2 saves and helping Inland Empire win the California League championship.
- 🔥 Pitched for Mesa in the 2013 Arizona Fall League.
- 🔥 Made his pro debut with Single-A Cedar Rapids on 6/13/12 vs. Burlington and struck out all 3 batters faced...Following the season, was ranked the Angels' No. 8 prospect by *Baseball America*.

2019 Highlights

- 🔥 Attended spring training as a non-roster invitee with the Marlins and spent the entire season with Triple-A New Orleans.
- 🔥 Led the Baby Cakes in appearances (50), finishing 34 games and converting 15 of 21 save opportunities.
- 🔥 Made 9 appearances of more than 1.0 inning, including 4 of 2.0+ innings.
- 🔥 Held righties to a .215 AVG (26-for-121, 8 HR) and lefties to a .267 AVG (20-for-75, 4 HR).

Personal

- 🔥 Full name is Roy Emilio Alvarez.
- 🔥 Married his wife, Brenna, in November 2019.
- 🔥 Signed by Ralph Reyes (Angels).
- 🔥 Attended Florida Atlantic University...Was a 1st-team All-Sun Belt Conference selection as a junior in 2012 after going 5-0 with 8 saves and a 0.76 ERA.
- 🔥 Pitched for the Bourne Braves of the Cape Cod League in 2010 and 2011.
- 🔥 Graduated from Cardinal Newman High School in West Palm Beach, FL.

R.J. Alvarez's Career Record

YEAR	CLUB	W-L	ERA	G-GS	CG-SHO	SV	IP	H	R	ER	HR	HB	BB	SO	SO/9	WHIP	AVG
2012	Cedar Rapids	3-2	3.29	23-0	0-0	0	27.1	22	16	10	2	5	11	38	12.51	1.21	.216
2013	Inland Empire	4-2	2.96	37-2	0-0	4	48.2	34	16	16	2	2	27	79	14.61	1.25	.191
2014	Arkansas	0-0	0.33	21-0	0-0	1	27.0	13	2	1	0	3	10	38	12.67	0.85	.149
	San Antonio	0-1	2.76	17-0	0-0	6	16.1	16	5	5	0	1	3	23	12.67	1.16	.250
	SAN DIEGO	0-0	1.13	10-0	0-0	0	8.0	3	1	1	0	1	5	9	10.13	1.00	.115
2015	Nashville	3-3	4.11	31-0	0-0	5	35.0	36	19	16	2	1	17	41	10.54	1.51	.267
	OAKLAND	0-0	0.90	21-0	0-0	0	20.0	27	23	22	7	0	13	23	10.35	2.00	.318
2016	Stockton	0-0	4.50	2-0	0-0	0	2.0	2	1	1	1	0	0	2	9.00	1.00	.250
	Nashville	1-0	0.00	1-0	0-0	0	1.2	0	0	0	0	0	0	3	16.20	0.00	.000
	Tennessee	0-1	7.71	20-0	0-0	0	23.1	34	20	20	2	2	12	30	11.57	1.97	.330
2017	Round Rock	1-2	4.43	45-0	0-0	7	44.2	37	24	22	2	4	30	57	11.49	1.50	.220
2018	Round Rock	4-4	3.68	45-0	0-0	24	44.0	40	21	18	2	0	18	44	9.00	1.32	.247
2019	New Orleans	2-8	4.70	50-0	0-0	15	53.2	46	36	28	12	6	28	65	10.90	1.38	.235
	Major League Totals	0-0	7.39	31-0	0-0	0	28.0	30	24	23	7	1	18	32	10.29	1.71	.270
	Minor League Totals	18-23	3.81	292-2	0-0	62	323.2	280	160	137	25	24	156	420	11.68	1.35	.232

2012 Signed by the Los Angeles Angels as a 3rd-round selection in the June Draft

2014 Acquired by the San Diego Padres with 2B Taylor Lindsey, SS Jose Rondon, and RHP Elliot Morris in exchange for RHP Huston Street and RHP Trevor Gott, 7/19

Acquired by the Oakland A's with RHP Jesse Hahn in exchange for C Derek Norris and RHP Seth Streich, 12/18

2016 On disabled list with bone chips in his right elbow, 3/25-6/12

Claimed off waivers by the Chicago Cubs, 6/12

Claimed off waivers by the Texas Rangers, 9/10

2018 Signed by the Miami Marlins as a minor league free agent, 11/20

2019 Signed by the Boston Red Sox as a minor league free agent, 11/13

Career Single-Game Highs

INNINGS: 2.0, 9/29/15 at LAA; **STRIKEOUTS:** 3, 3x, last 4/21/15 at LAA; **HITS:** 5, 4/21/15 at LAA; **RUNS:** 7, 4/21/15 at LAA; **WALKS:** 3, 4/21/15 at LAA; **HOME RUNS:** 1, 7x, last 9/23/15 vs. TEX; **SCORELESS INNINGS STREAK:** 2.2, 9/15-22/15

Major League Firsts

APPEARANCE: 9/3/14 vs. ARI (0.2 IP, entered to start 9th inning); **STRIKEOUT:** 9/13/14 at ARI (Alfredo Marte, swinging); **WIN:** N/A; **SAVE:** N/A

67 JOHN ANDREOLI OF



Bats: Right • **Throws:** Right • **Height:** 6-1 • **Weight:** 218

Opening Day Age: 29 • **MLB Service:** 52 days

Born: 6/9/1990 in Worcester, MA

Resides: Hoboken, NJ

Acquired: Signed as a minor league free agent on 12/16/2019

Contract Status: Signed through 2020

Non-Roster Invitee

Career Highlights

- 🔥 Enters his 10th professional season, his 1st in the Red Sox organization.
- 🔥 Has also played in the CHC (2011-17), BAL (2018), SEA (2018-19), SF (2019), and MIN (2019) organizations.
- 🔥 Originally selected by the Cubs in the 17th round of the 2011 June Draft.
- 🔥 His lone ML experience came in 2018 with BAL and SEA.
- 🔥 Has made 357 career starts in LF, 241 in CF, and 234 in RF between the majors and minors.
- 🔥 In 570 career games at the Triple-A level, has hit .262 (538-for-2,051) with a .375 OBP, 50 HR, and 225 RBI... Ranked 2nd among Triple-A hitters in walks in 2016 (94) and 3rd in 2019 (90).
- 🔥 Is 259-for-322 (80.4%) in stolen base attempts in his minor league career...Has stolen 10+ bases in each of his last 8 seasons, including 55 in 2012, 43 in 2016, and 40 in 2013.
- 🔥 Named a 2012 Florida State League post-season All-Star and 2013 mid-season All-Star with Daytona, as well as a 2014 Southern League mid-season All-Star with Tennessee.

2019 Highlights

- 🔥 Was a non-roster invitee to the Giants' Major League Spring Training camp...On 3/23, was traded to MIN with cash considerations in exchange for OF Michael Reed.
- 🔥 Hit .255 (104-for-408) in 116 Triple-A games between Rochester (MIN) and Tacoma (SEA).
- 🔥 Set career highs with 25 2B, 16 HR, a .449 SLG, and an .837 OPS.
- 🔥 Ranked 3rd among Triple-A players with 90 BB.
- 🔥 Hit .272 with an .861 OPS vs. LHP (34-for-125), and .247 with a .756 OPS vs. RHP (70-for-283).
- 🔥 Following a trade to SEA on 6/2, appeared in 73 games for Tacoma through the end of the season and hit .290 (74-for-255) with 10 HR and 32 RBI.
- 🔥 Led Tacoma with 60 BB, the 4th-most among SEA minor leaguers.

MASS APPEAL

John was born in Worcester, MA, and graduated from St. John's High School in Shrewsbury, MA. The last player born in Massachusetts to appear in a game for the Red Sox was LHP Rich Hill in 2015, and the last position player to do so was OF Alex Hassan in 2014.

John's cousin, Daniel Bard, pitched for the Red Sox from 2009-13. His father played football at College of the Holy Cross in Worcester before joining the New England Patriots as a linebacker. His grandfather, Fran O'Brien, was a baseball and basketball coach at both College of the Holy Cross and Massachusetts Institute of Technology.

Personal

- 🔥 Full name is John Francis Andreoli.
- 🔥 Married his wife, Cara, on 12/31/19.
- 🔥 Signed by Matt Sherman (Cubs).
- 🔥 Played 3 seasons at the University of Connecticut, where he was teammates with current Red Sox pitcher Matt Barnes and current Assistant Hitting Coach Peter Fatse...Both Andreoli and Barnes were selected in the 2011 June Draft following their junior seasons.
- 🔥 Played for Brewster and Wareham of the Cape Cod Baseball League in 2010.

John Andreoli's Career Record

YEAR	CLUB	AVG	G	AB	R	H	2B	3B	HR	RBI	SH	SF	HB	BB	SO	SB	CS	OBP	SLG	OPS
2011	AZL Cubs	.429	2	7	1	3	0	0	0	0	0	0	0	1	0	1	0	.500	.429	.929
	Peoria	.111	8	27	3	3	0	0	0	1	0	0	0	3	6	2	0	.200	.111	.311
2012	Daytona	.289	121	412	68	119	17	8	1	25	3	2	4	75	89	55	20	.402	.376	.778
	Daytona	.318	68	264	43	84	11	6	0	25	1	3	1	34	57	23	3	.394	.405	.799
2013	Tennessee	.289	59	201	31	58	12	2	2	19	0	2	2	21	38	17	2	.358	.398	.756
	Tennessee	.211	61	209	37	44	4	2	0	8	3	2	4	34	49	28	2	.329	.249	.578
2015	Iowa	.277	106	379	72	105	20	6	5	32	10	1	3	55	97	33	8	.372	.401	.773
2016	Iowa	.256	140	507	96	130	21	7	12	61	4	7	5	94	162	43	12	.374	.396	.770
2017	Iowa	.244	119	430	81	105	24	8	14	49	5	1	4	65	138	26	10	.348	.435	.783
2018	Tacoma	.287	89	327	54	94	18	5	3	36	0	1	5	55	86	19	5	.397	.401	.798
	SEATTLE	.200	3	5	0	1	0	0	0	0	0	0	1	2	0	0	.333	.200	.533	
	BALTIMORE	.232	23	56	4	13	2	0	0	4	0	1	0	4	17	2	0	.279	.268	.547
2019	Rochester	.196	43	153	19	30	7	0	6	15	0	2	0	30	63	3	0	.324	.359	.684
	Tacoma	.290	73	255	49	74	18	3	10	32	0	4	3	60	78	9	1	.425	.502	.927
Major League Totals		.230	26	61	4	14	2	0	0	4	0	1	0	5	19	2	0	.284	.262	.546
Minor League Totals		.268	889	3171	554	849	152	47	53	303	26	25	31	527	863	259	63	.375	.395	.770

- 2011 Signed by the Chicago Cubs as a 17th-round selection in the June Draft
- 2018 Signed by the Seattle Mariners as a free agent, 1/16
Claimed off waivers by the Baltimore Orioles, 8/18
Claimed off waivers by the Seattle Mariners, 10/31
- 2019 Claimed off waivers by the Texas Rangers, 1/15
Claimed off waivers by the San Francisco Giants, 2/1
Acquired by the Minnesota Twins with cash in exchange for OF Michael Reed, 3/23
Acquired by the Seattle Mariners as part of a conditional deal, 6/2
Signed by the Boston Red Sox as a minor league free agent, 12/16

Career Fielding Record

POS	PCT.	G	GS	PO	A	E	TC	DP
OF	1.000	21	18	37	0	0	37	0

Career Single-Game Highs

HITS: 2, 8/29/18 for BAL vs. TOR; **DOUBLES:** 1, 2x, last 9/26/18 for BAL at BOS; **HOME RUNS:** N/A; **RBI:** 2, 9/26/18 for BAL at BOS; **RUNS SCORED:** 2, 8/29/18 for BAL vs. TOR; **WALKS:** 1, 5x, last 9/29/18 for BAL vs. HOU; **STRIKEOUTS:** 3, 2x, last 9/8/18 for BAL at TB; **STOLEN BASES:** 1, 2x, last 8/29/18 for BAL vs. TOR; **HITTING STREAK:** 2, 5x, last 9/26-29/18 for BAL; **EJECTIONS:** None

Major League Firsts

GAME: 5/23/18 for SEA at OAK (started in RF); **HIT:** 5/23/18 for SEA at OAK off Daniel Gossett (single, 5th inning); **HOME RUN:** N/A; **GAME-ENDING RBI:** N/A

John
Andreoli

36 JONATHAN ARAÚZ

INF



Bats: Switch • **Throws:** Right • **Height:** 6-0 • **Weight:** 195

Opening Day Age: 21 • **MLB Service:** None

Born: 8/3/1998 in Alanje, Chiriquí, Panama

Resides: Arraiján, Panama

Acquired: Selected in the major league phase of the 2019 Rule 5 Draft

Contract Status: Signed through 2020

Career Highlights

- Entering his 6th professional season, his 1st in the Red Sox organization and his 1st in a Major League Spring Training camp.
- Has appeared in 406 minor league games in the Phillies (2015) and Astros (2016-19) organizations.
- Signed by PHI in August 2014 and acquired by HOU as part of a 7-player trade on 12/12/15.
- His selection in the 2019 Rule 5 Draft marked his first time on a club's 40-man roster.
- Has made 281 starts at SS, 86 at 2B, and 32 at 3B.
- Has been named Player of the Week by the Midwest League (4/30-5/6/18) and Appalachian League (8/1-7/16).
- Made his professional debut in 2015 at only 16 years old and was the youngest player in the Gulf Coast League that season.
- Would become the 1st player born in Panama to play in a big league game with the Red Sox since RHP Ramiro Mendoza in 2004.

2019 Highlights

- Played in 87 games with High-A Fayetteville and made his Double-A debut with Corpus Christi (28 games).
- Hit a career-high 11 HR.
- In his final 82 games (beginning 5/17), hit .277 (86-for-311) with a .760 OPS.
- Recorded a 14-game hitting streak from 5/17-31, during which he hit .436 (24-for-55).
- Batted .270 vs. RHP (85-for-315, 9 HR).
- Hit higher with RISP (.289, 33-for-114) than with the bases empty (.245, 57-for-233).

Personal

- Full name is Jonathan Aldair Araúz (ah-rah-OOZ).
- Signed by Norman Anciani (Phillies).

In the Community

- As part of the Red Sox Rookie Development Program, visited patients at Boston Children's Hospital on 1/15/20.

Jonathan Araúz's Career Record

YEAR	CLUB	AVG	G	AB	R	H	2B	3B	HR	RBI	SH	SF	HB	BB	SO	SB	CS	OBP	SLG	OPS
2015	GCL Phillies	.254	44	173	21	44	10	2	2	18	0	1	1	13	29	2	0	.309	.370	.678
2016	Greeneville	.249	53	201	26	50	10	1	2	18	3	2	4	19	45	1	3	.323	.338	.661
2017	Tri-City	.264	33	121	16	32	7	1	1	11	0	0	2	12	29	1	0	.341	.364	.704
	Quad Cities	.220	36	127	23	28	3	2	0	4	1	0	1	20	18	0	1	.331	.276	.607
2018	Quad Cities	.299	54	204	31	61	11	6	4	29	0	1	2	30	38	7	6	.392	.471	.863
	Buies Creek	.167	71	233	25	39	10	3	4	18	2	1	1	16	36	1	2	.223	.288	.511
2019	Fayetteville	.252	87	317	41	80	19	0	8	42	0	3	4	30	69	5	4	.322	.388	.710
	Corpus Christi	.241	28	108	12	26	3	2	3	13	0	0	1	10	19	1	1	.311	.389	.700
	Minor League Totals	.243	406	1484	195	360	73	17	24	153	6	8	16	150	283	18	17	.317	.363	.680

2014 Signed by the Philadelphia Phillies as an international free agent, 8/7

2015 Acquired by the Houston Astros with RHP Ken Giles in exchange for RHP Mark Appel, RHP Harold Arauz, RHP Thomas Eshelman, LHP Brett Oberholzer, and RHP Vince Velasquez, 12/12

2019 Acquired by the Boston Red Sox in the major league phase of the Rule 5 Draft, 12/12

80 YOAN AYBAR

LHP



Bats: Left • **Throws:** Left • **Height:** 6-2 • **Weight:** 210

Opening Day Age: 22 • **MLB Service:** None

Born: 7/3/1997 in Bani, Peravia, DR

Resides: Bani, Peravia, DR

Acquired: Signed as an international free agent on 7/3/2013

Contract Status: Signed through 2020

Career Highlights

- 🔥 Enters his 7th professional season, his 3rd as a pitcher and his 1st in Major League Spring Training camp.
- 🔥 Added to the Red Sox' 40-man roster on 11/20/19.
- 🔥 Spent his first 4 professional seasons as an outfielder (2014-17) but entered 2018 as a relief pitcher.
- 🔥 Has been ranked by *Baseball America* as a top-30 Red Sox prospect both as a pitcher and as an outfielder.
- 🔥 Enters 2020 ranked by *Baseball America* as the Red Sox' No. 25 prospect...Was ranked No. 30 entering the 2019 season.
- 🔥 Has allowed only 1 HR to his 378 batters faced.
- 🔥 Entered the 2017 season ranked by *Baseball America* as the Red Sox' No. 19 prospect...That season, led Short-A Lowell in hits (tied, 50), triples (5), RBI (tied, 28), and TB (73)...Recorded 11 assists in only 79 games in the OF between 2 clubs...Led the NYPL in OF assists (9).
- 🔥 As an outfielder, named a mid-season All-Star in the Dominican Summer League (2014) and New York-Penn League (2017).
- 🔥 In 2016, led New York-Penn League outfielders in total chances (152) and putouts (139), all in CF.
- 🔥 Following the 2015 season, was ranked by *Baseball America* as having the best outfield arm in the Red Sox minor league system.

2019 Highlights

- 🔥 In 44 appearances between Single-A Greenville (40 G) and High-A Salem (4 G), held opponents to a .176 AVG (36-for-205) with 11.12 SO/9.0 IP (70 SO/56.2 IP).
- 🔥 Made 28 scoreless appearances.
- 🔥 In 18 games from 6/28 through the end of the season, posted a 2.12 ERA with a 1.01 WHIP (29.2 IP, 18 H, 7 ER).
- 🔥 Allowed only 1 HR to his 253 batters faced.
- 🔥 Between the 2 clubs, held right-handed hitters to a .175 AVG (25-for-143) and lefties to a .177 AVG (11-for-62).
- 🔥 In the 9th inning, opponents were 1-for-17 with 0 BB, 0 XBH, and 3 SO.
- 🔥 Made 15 appearances of at least 2.0 innings, including 14 of exactly 2.0 IP and 1 of 3.0 IP...In those 15 games, allowed only 6 ER in 31.0 IP (1.74 ERA).
- 🔥 Following the season, appeared in 7 games for Peoria in the Arizona Fall League.

Personal

- 🔥 Full name is Yoan Miguel Aybar Peguero.
- 🔥 Signed by Eddie Romero and Jonathan Cruz (Red Sox).

In the Community

- 🔥 As part of the Red Sox Rookie Development Program, visited patients at Boston Children's Hospital on 1/15/20.

Yoan Aybar's Career Pitching Record

YEAR	CLUB	W-L	ERA	G-GS	CG-SHO	SV	IP	H	R	ER	HR	HB	BB	SO	SO/9	WHIP	AVG
2018	GCL Red Sox	1-1	4.10	15-0	0-0	0	26.1	23	13	12	0	2	12	27	9.23	1.33	.232
	Lowell	1-0	4.50	2-0	0-0	0	2.0	2	2	1	0	1	2	0	0.00	2.00	.250
2019	Greenville	1-3	4.88	40-0	0-0	0	51.2	34	31	28	1	3	40	67	11.67	1.43	.180
	Salem	0-0	1.80	4-0	0-0	0	5.0	2	1	1	0	0	1	3	5.40	0.60	.125
Minor League Totals		3-4	4.45	61-0	0-0	0	85.0	61	47	42	1	6	55	97	10.27	1.36	.196

Yoan Aybar's Career Batting Record

YEAR	CLUB	AVG	G	AB	R	H	2B	3B	HR	RBI	SH	SF	HB	BB	SO	SB	CS	OBP	SLG	OPS
2014	DSL Red Sox	.271	56	214	33	58	12	9	0	26	1	1	4	11	54	7	6	.317	.411	.729
2015	GCL Red Sox	.268	45	157	19	42	5	3	0	16	1	3	1	7	46	6	6	.298	.338	.635
2016	Lowell	.207	60	222	18	46	7	4	3	19	1	1	4	8	61	3	4	.247	.315	.562
2017	Greenville	.160	30	100	12	16	2	1	0	4	3	1	0	6	38	2	0	.206	.200	.406
	Lowell	.267	50	187	25	50	7	5	2	28	3	3	3	6	67	5	2	.296	.390	.687
Minor League Totals		.241	241	880	107	212	33	22	5	93	9	9	12	38	266	23	18	.279	.345	.624

2013 Signed by the Boston Red Sox as an international free agent, 7/3

Yoan Aybar

91 ROLDANI BALDWIN

CATCHER



Bats: Right • **Throws:** Right • **Height:** 5-11 • **Weight:** 207

Opening Day Age: 24 • **MLB Service:** None

Born: 3/16/1996 in Puerto Plata, Puerto Plata, DR

Resides: Puerto Plata, Puerto Plata, DR

Acquired: Signed as an international free agent on 11/25/2013

Contract Status: Signed through 2020

Non-Roster Invitee

Career Highlights

- 🔥 Entering his 7th professional season, his 1st in Major League Spring Training camp.
- 🔥 Named a 2018 Carolina League mid-season All-Star with High-A Salem, as well as a 2017 South Atlantic League mid- and post-season All-Star with Single-A Greenville.
- 🔥 Has thrown out 89 of 269 (33.1%) attempted base stealers, including 24 of 53 (45.3%) with Salem in 2018.
- 🔥 Began his career splitting time between catcher and 3B, starting 106 games at 3B from 2014-16...Transitioned to a full-time catcher prior to the 2017 season.
- 🔥 Has endured 8 stints on the disabled/injured list, including 3 in 2016, 4 in 2018, and 1 in 2019.
- 🔥 In 2017, hit 14 HR with an .800 OPS and led Single-A Greenville in doubles (35), XBH (50), total bases (180), and SLG (.489).

2019 Season Timeline

- 🔥 Suffered a broken right ankle in spring training and spent the entire season on the injured list.
- 🔥 Placed on the 7-day IL on 4/4 and transferred to the 60-day IL on 5/15.
- 🔥 Began a rehabilitation assignment on 8/21 and appeared in 5 games with the Rookie-level Gulf Coast League Red Sox...Went 3-for-5 in his 3rd game and 2-for-3 with a HR in his 5th.
- 🔥 Transferred his rehab to Short-A Lowell on 8/30 and played in 3 games with the Spinners.
- 🔥 Between the 2 clubs, went 8-for-23 (.348) with 4 BB.

Personal

- 🔥 Full name is Roldani Baldwin Reyes.
- 🔥 Signed by Eddie Romero and Manny Nanita.

Roldani Baldwin's Career Record

YEAR	CLUB	AVG	G	AB	R	H	2B	3B	HR	RBI	SH	SF	HB	BB	SO	SB	CS	OBP	SLG	OPS
2014	DSL Red Sox	.269	65	242	36	65	10	3	4	42	0	1	7	27	41	3	1	.357	.384	.741
2015	GCL Red Sox	.288	47	156	18	45	8	0	3	25	0	7	8	14	19	1	1	.362	.397	.759
	Lowell	.286	3	7	0	2	1	0	0	0	0	0	0	0	1	0	0	.286	.429	.715
2016	Lowell	.305	25	95	10	29	8	1	1	14	0	2	3	6	21	0	0	.358	.442	.800
	Greenville	.249	61	225	26	56	12	0	3	23	3	2	2	9	57	1	1	.282	.342	.624
2017	Greenville	.274	95	368	45	101	35	1	14	66	1	4	2	19	73	1	0	.310	.489	.799
2018	Salem	.233	53	202	21	47	7	0	7	27	0	3	5	10	44	2	0	.282	.371	.653
2019	GCL Red Sox	.429	5	14	2	6	0	0	1	3	0	0	0	2	4	0	0	.500	.643	1.143
	Lowell	.222	3	9	1	2	0	0	0	1	0	1	0	2	2	0	0	.333	.222	.556
	Minor League Totals	.268	357	1318	159	353	81	5	33	201	4	20	27	89	262	8	3	.323	.412	.735

2013 Signed by the Boston Red Sox as an international free agent, 11/25

47 JETT BANDY CATCHER

Bats: Right • **Throws:** Right • **Height:** 6-4 • **Weight:** 235

Opening Day Age: 30 • **MLB Service:** 2 years, 54 days

Born: 3/26/1990 in West Hills, CA

Resides: Scottsdale, AZ

Acquired: Signed as a minor league free agent on 11/12/2019

Contract Status: Signed through 2020



Non-Roster Invitee

The Rundown

- 🔥 Entering his 10th professional season, his 1st in the Red Sox organization.
- 🔥 Has appeared in 156 ML games with the Angels (2015-16) and Brewers (2017-18)...Was signed by the Angels as a 31st-round selection in the 2011 June Draft.
- 🔥 Has made 123 starts at catcher in the majors...Has thrown out 27 of 94 (28.7%) attempted base stealers.
- 🔥 In his ML career, has slugged .475 against LHP (23-for-99, 6 HR, 6 2B).
- 🔥 His first name is a hybrid of his father, John, and his grandfather, Chester, who was known as "Chett."

Additional Career Highlights

- 🔥 Made his first 2 career Opening Day rosters in 2017 and 2018 with the Brewers.
- 🔥 In 2016, led rookie catchers with 17 runners caught stealing...Traded to MIL after the season on 12/13, in exchange for Martin Maldonado and Drew Gagnon.
- 🔥 Made his ML debut in 2015 with LAA as a September call-up and appeared in 2 games...His 1st hit was a pinch-hit solo HR off Glen Perkins on 9/20 at MIN.
- 🔥 Named a mid-season All-Star in 2013 (Texas League) and 2015 (Pacific Coast League).
- 🔥 Led the Arizona League with 18 HBP in 2011 and paced the California League with 15 HBP in 2012.

2019 Highlights

- 🔥 Attended spring training as a non-roster invitee after signing with TEX as a minor league free agent on 11/14/18.
- 🔥 Spent the entire season with Triple-A Nashville and hit .231 (56-for-242) with 13 HR and a .733 OPS in 71 games.
- 🔥 Made 53 starts at catcher and threw out 18 of 68 (26.5%) attempted base stealers...Also made 3 starts at 1st base and appeared in 3 games as a pitcher, the first of his professional career.
- 🔥 Hit .344 and slugged .639 vs. LHP (21-for-61, 5 HR).

Personal

- 🔥 Full name is Jett Adam Bandy.
- 🔥 Is married to Sydney.
- 🔥 Signed by John Gracio (Angels).
- 🔥 Played 3 seasons at the University of Arizona.
- 🔥 Graduated from Thousand Oaks (CA) High School... Played against Christian Yelich, who attended rival Westlake High School.
- 🔥 Was coached by Mike Scioscia as a 10-year-old Little Leaguer in 1999...Was teammates with Scioscia's son, Matt.
- 🔥 His father, a former bartender, worked on the set of the movie "Cocktail" (1988), teaching Tom Cruise his character's signature bottle flip.
- 🔥 Is a car enthusiast.

Jett
Bandy

Jett Bandy, Continued

Jett Bandy's Career Record

YEAR	CLUB	AVG	G	AB	R	H	2B	3B	HR	RBI	SH	SF	HB	BB	SO	SB	CS	OBP	SLG	OPS
2011	AZL Angels	.307	46	176	32	54	18	0	4	29	0	4	18	10	23	2	0	.394	.477	.872
	Salt Lake	.000	1	1	0	0	0	0	0	0	0	0	0	0	0	0	0	.000	.000	.000
	Arkansas	.500	1	2	1	1	0	0	1	1	0	0	0	0	0	0	0	.500	2.000	2.500
	Orem	.333	2	6	2	2	1	0	0	2	0	0	0	0	0	0	0	.333	.500	.833
2012	Inland Empire	.247	94	324	42	80	22	1	7	46	3	3	15	20	51	1	1	.318	.386	.703
2013	Arkansas	.241	78	245	26	59	17	2	4	28	1	3	9	14	39	0	1	.303	.376	.678
2014	Arkansas	.250	93	312	38	78	12	0	13	40	1	2	15	33	63	2	4	.348	.413	.762
2015	Salt Lake	.291	87	309	47	90	21	0	11	60	1	5	13	16	63	0	0	.347	.466	.813
	LOS ANGELES-AL	.500	2	2	1	1	0	0	1	0	0	0	0	0	0	0	0	.500	2.000	2.500
	Salt Lake	.274	24	95	13	26	7	0	2	21	0	3	5	2	19	2	1	.314	.411	.725
2016	LOS ANGELES-AL	.234	70	209	23	49	9	0	8	25	3	4	4	11	38	1	0	.281	.392	.673
	MILWAUKEE	.207	60	169	14	35	6	0	6	18	0	0	4	15	51	1	0	.287	.349	.636
	Colorado Springs	.310	12	42	7	13	2	0	2	14	0	1	3	5	5	0	1	.412	.500	.912
	Wisconsin	.400	2	5	0	2	2	0	0	1	0	0	1	1	0	0	0	.571	.800	1.371
2018	MILWAUKEE	.188	24	64	5	12	2	0	1	0	0	4	3	23	0	0	.268	.266	.533	
	Colorado Springs	.292	59	192	23	56	15	0	9	35	0	3	10	10	32	3	0	.353	.510	.864
2019	Nashville	.231	71	242	34	56	9	0	13	33	1	0	9	16	70	0	2	.303	.430	.733
Major League Totals		.218	156	444	43	97	17	0	16	45	3	4	12	29	112	2	0	.282	.365	.647
Minor League Totals		.265	570	1951	265	517	126	3	66	310	7	24	98	127	365	10	10	.337	.434	.771

- 2008 Selected by the Los Angeles Angels in the 41st round of the June Draft (did not sign)
- 2011 Signed by the Los Angeles Angels as a 31st-round selection in the June Draft
- 2016 Acquired by the Milwaukee Brewers in exchange for C Martin Maldonado and RHP Drew Gagnon, 12/13
- 2017 On the disabled list with a rib fracture, 8/4-9/1
- 2018 Signed by the Texas Rangers as a minor league free agent, 11/14
- 2019 Signed by the Boston Red Sox as a minor league free agent, 11/12

Career Fielding Record

POS	PCT.	G	GS	PO	A	E	TC	DP	CCS	SB	CCS%	PB	PKO	INN	ERA
C	.994	141	123	942	73	6	1021	8	31	67	31.6	11	1	1089.2	4.51

Career Single-Game Highs

HITS: 4, 8/24/16 at TOR; **DOUBLES:** 1, 17x, last 4/19/18 vs. MIA; **HOME RUNS:** 1, 16x, last 4/14/18 at NYM; **RBI:** 3, 3x, last 5/27/17 vs. ARI; **RUNS SCORED:** 2, 3x, last 4/26/17 vs. CIN; **WALKS:** 2, 5/19/17 at CHC; **STRIKEOUTS:** 3, 7x, last 5/6/18 vs. PIT; **STOLEN BASES:** 1, 2x, last 4/28/17 vs. ATL; **HITTING STREAK:** 6, 2x, last 4/17-28/17; **EJECTIONS:** None

Home Run Notes

MULTI-HOME RUN GAMES (0); LEADOFF HOME RUNS (0); GRAND SLAMS (0); PINCH-HIT HOME RUNS (1): 9/20/15 at MIN off Glen Perkins; **EXTRA-INNING HOME RUNS (0); GAME-ENDING HOME RUNS (0); INSIDE-THE-PARK HOME RUNS (0)**

Major League Firsts

GAME: 9/14/15 at SEA (entered at catcher in 8th inning); **HIT:** 9/20/15 at MIN off Glen Perkins (HR, 9th inning); **HOME RUN:** 9/20/15 at MIN off Glen Perkins (solo, 9th inning); **GAME-ENDING RBI:** N/A

32 MATT BARNES

RHP



Bats: Right • **Throws:** Right • **Height:** 6-4 • **Weight:** 208
Opening Day Age: 29 • **MLB Service:** 4 years, 110 days
Born: 6/17/1990 in Danbury, CT
Resides: Fort Myers, FL
Acquired: Selected in the 1st round (19th overall) of the 2011 June Draft
Contract Status: Signed through 2020

The Rundown

- 🔥 Was the Red Sox' top selection in the 2011 June Draft (No. 19 overall) out of the University of Connecticut.
- 🔥 Made his ML debut in 2014 and his first Opening Day roster in 2016...His 229 relief appearances since the start of 2014 rank 1st among BOS pitchers.
- 🔥 Enters the 2020 season with 301 career appearances, 12th-most in Red Sox history...As a reliever, his 299 appearances are 4th-most in team history.
- 🔥 Is the only AL pitcher—and 1 of only 2 ML pitchers—with at least 60.0 IP and 60 appearances in each of the last 4 seasons (also LAD's Kenley Jansen).
- 🔥 Has increased his SO/9.0 IP average from each season to the next...In 2018 and 2019 combined he averaged 14.71 SO/9.0 IP, the AL's 2nd-highest mark behind only Aroldis Chapman's 14.79 (min. 100.0 IP).
- 🔥 Led AL relievers with 15.39 SO/9.0 IP in 2019.
- 🔥 Has 25 career wins in relief, which rank 11th in Red Sox history and 3rd in the majors since 2015.
- 🔥 In 11 career Postseason outings, is 2-0 with a 0.87 ERA (1 ER/10.1 IP) and a .167 opponent AVG (6-for-36)... Earned the win in Game 2 of the 2018 ALCS vs. HOU and in Game 1 of the 2018 World Series vs. LAD.
- 🔥 In 2016 and 2018, was the only player born in New England to appear in a game for the Red Sox.
- 🔥 Married his wife, Chelsea, in January 2019...They have a yellow labrador named Cali.

MATT'S RANKINGS AMONG AL RELIEVERS, 2016-19

264 appearances 1st
360 strikeouts 1st
22 wins T-1st
262.1 innings 4th

MATT BARNES, 2016-19

Season	IP	ERA	AVG	SO/9.0
2016	66.2	4.05	.248	9.59
2017	69.2	3.88	.224	10.72
2018	61.2	3.65	.204	14.01
2019	64.1	3.78	.210	15.39
Totals	262.1	3.84	.222	12.35

MOST SEASONS WITH 60+ APPEARANCES AND 60.0+ INNINGS, RED SOX HISTORY

Pitcher	Seasons
Dick Radatz	4 (1962-65)
Derek Lowe	4 (1998-2001)
Mike Timlin	4 (2003-06)
Jonathan Papelbon	4 (2008-11)
Matt Barnes	4 (2016-19)



Matt Barnes

Matt Barnes, Continued

LOWEST OPPONENT OPS WITH RUNNERS IN SCORING POSITION, 2016-19

Rk.	Pitcher	Club	OPS
1.	Kenley Jansen	LAD	.465
2.	Dellin Betances	NYG	.521
3.	Justin Verlander	DET/HOU	.533
4.	Raisel Iglesias	CIN	.538
5.	Adam Ottavino	COL/NYY	.544
6.	Matt Barnes	BOS	.557

*Min. 250 batters faced with RISP

MOST SO/9.0 IP IN 2019 (MIN. 40.0 IP)

Rk.	Pitcher	Club	SO/9.0 IP
1.	Josh Hader	MIL	16.41
2.	Matt Barnes	BOS	15.39
3.	Edwin Díaz	NYM	15.36
4.	Nick Anderson	MIA-TB	15.23
5.	Kirby Yates	SD	14.98

Additional Career Highlights

- 🔥 Made a team-high 10 Postseason appearances during the Sox' 2018 World Series run...Held opponents to a .103 AVG (3-for-29), including 0-for-10 with RISP...9 of his 10 outings were scoreless.
- 🔥 Made his 1st Opening Day roster in 2016 and led BOS with 62 appearances and 66.2 relief innings that season.
- 🔥 Earned the 1st save of his ML career on 8/9/16 vs. NYY (0.1 IP)...Came on with the bases loaded and 2 outs in the 9th with the Sox ahead, 5-3, and struck out Mark Teixeira.
- 🔥 Attended his 1st ML Spring Training camp as a non-roster invitee in 2014...Made his ML debut that season on 9/9 vs. BAL and threw 3.0 scoreless innings in relief.
- 🔥 Tabbed Red Sox Minor League Pitcher of the Month for April 2012.
- 🔥 Named Pitcher of the Week for 6/4-10/12 (Carolina League) and 4/5-15/12 (South Atlantic League).
- 🔥 Threw 0.2 innings for the U.S. Team in the 2012 All-Star Futures Game on 7/8 at KC.

2019 Highlights

- 🔥 Made his 4th consecutive Opening Day roster.
- 🔥 Appeared in 70 games (T-10th in AL) to match his career high set in 2017...Was 1 of 3 BOS relievers to work 70+ games (also Marcus Walden & Brandon Workman).
- 🔥 Also posted career bests in SO/9.0 IP (15.39; 64.1 IP) and SO% (38.6%; 285 BF)...Among AL relievers, ranked 1st in SO/9.0 IP and 2nd in SO%.
- 🔥 Surpassed 60.0 innings for the 4th straight season.
- 🔥 Struck out a career-high 110 batters, tied for 3rd-most among ML relievers (2nd among AL relievers).
- 🔥 Was 1 of only 3 AL relievers (also Brandon Workman, Liam Hendriks) to register 100+ SO...He and Workman recorded the 11th and 12th 100-strikeout seasons for a Red Sox reliever (last: Craig Kimbrel, 126 SO in 2017).
- 🔥 Had a 2.63 ERA (8 ER/27.1 IP) after the All-Star break, compared to a 4.62 ERA (19 ER/37.0 IP) before.
- 🔥 Recorded a career-high 4 saves.

🔥 Led the Red Sox and finished T-8th in the AL with 26 holds (source: STATS).

- 🔥 Stranded 21 of his 28 inherited runners (75%).
- 🔥 Held opponents to a .210 AVG (51-for-243).
- 🔥 In 38 road games, posted a 3.25 ERA (13 ER/36.0 IP) and held opponents to a .180 AVG (23-for-128).
- 🔥 Made 32 appearances on 2+ days rest, posting a 2.51 ERA (9 ER/32.1 IP) in those games.
- 🔥 Held left-handed hitters to a .174 AVG (16-for-92).

2019 Season Timeline

- 🔥 Recorded 2+ SO in each of his first 10 appearances of the year, 3/29-4/24 (22 SO in 10.1 IP)...Was the 2nd pitcher ever to start a season with 2+ SO in 10 relief outings, joining ATL's Roric Harrison (10 games, 1973).
- 🔥 Posted a 9.00 SO/BB ratio through his first 19 games of the season (36 SO/4 BB).
- 🔥 Had a season-best 9.2-inning scoreless streak that spanned 9 appearances from 4/24-5/19.
- 🔥 Struck out 5 batters in 2.0 perfect innings on 5/15 vs. COL.
- 🔥 Did not allow a run in any of his 10 appearances in July (8.0 IP, 3 H, 3 BB, 15 SO, 0.75 WHIP).
- 🔥 Over his final 20 appearances of the year beginning on 8/13, posted a 1.47 ERA (3 ER/18.1 IP) with 29 SO.

Personal

- 🔥 Full name is Matthew David Barnes.
- 🔥 Signed by Ray Fagnant (Red Sox).
- 🔥 Went 11-5 with a 1.93 ERA (26 ER/121.0 IP) in 17 starts as a junior at the University of Connecticut in 2011...Unanimously chosen as Big East Pitcher of the Year and selected to the Big East All-Academic Team.
- 🔥 Won the Big East pitching Triple Crown in 2011 by leading the conference in wins (11), strikeouts (97), and ERA (1.20) in the regular season.
- 🔥 Pitched for USA Baseball's Collegiate National Team (2010) and for Wareham of the Cape Cod League (2009-10).
- 🔥 Graduated from Bethel (CT) High School in 2008.

In the Community

- 👉 Donated \$50,000 to the University of Connecticut for its new ballpark (opened in 2020)...The home bullpen was named in Barnes' honor.
- 👉 Posed for pictures and signed autographs for fans at Winter Weekend in January 2015, '16, '17, '19, and '20...Also took part in a kids press conference and a game show event.
- 👉 Visited patients at Walter Reed Medical Center in Washington, DC, in May 2019.
- 👉 Has been involved in several events that benefit the Red Sox Foundation and BoSox Club, including Picnic in the Park, Casino Night, and Red Sox Destinations.
- 👉 Along with Heath Hembree, reached out to a young cancer patient, Axel, with a video of support...As part of the Make-a-Wish foundation, met Axel in July 2018.
- 👉 Has met with Jimmy Fund patients and provided on-field instruction to children as part of Sox Talk.
- 👉 Has participated in the Children's Hospital Celebrity Golf Classic in spring training.
- 👉 Took part in the Red Sox Holiday Caravan in December 2017, visiting patients at Boston Children's Hospital and the Dana-Farber Cancer Institute.
- 👉 Visited students at Suffolk and Northeastern Universities and St. Patrick's School in Roxbury as part of the Gift of Sox event in December 2017.
- 👉 In January 2016, joined fellow New England natives and major leaguers Chris Iannetta and Ryan O'Rourke in helping the South East New Hampshire Habitat for Humanity build a house for a local veteran and his young family in Rochester, NH.
- 👉 In December 2015, hosted the 3rd annual "Matt Barnes and Friends Baseball Clinic for the Children and Community of Newtown," a free youth clinic featuring major league and collegiate players.
- 👉 Participated in the 2014 Red Sox Rookie Development Program, visiting Boston Children's Hospital and painting murals at McKinley Middle School with members of the Red Sox Scholars program.

Matt Barnes

Matt Barnes's Career Record

YEAR	CLUB	W-L	ERA	G-GS	CG-SHO	SV	IP	H	R	ER	HR	HB	BB	SO	SO/9	WHIP	AVG
2012	Greenville	2-0	0.34	5-5	0-0	0	26.2	12	1	1	0	1	4	42	14.18	0.60	.130
	Salem	5-5	3.58	20-20	1-1	0	93.0	85	42	37	6	8	25	91	8.81	1.18	.250
2013	Portland	5-10	4.33	24-24	0-0	0	108.0	112	62	52	11	4	46	135	11.25	1.46	.265
	Pawtucket	1-0	0.00	1-1	0-0	0	5.1	3	0	0	0	0	2	7	11.81	0.94	.167
2014	Pawtucket	8-9	3.95	23-22	0-0	0	127.2	119	60	56	8	3	46	103	7.26	1.29	.247
	BOSTON	0-0	4.00	5-0	0-0	0	9.0	11	4	4	1	0	2	8	8.00	1.44	.306
2015	Pawtucket	1-1	4.06	17-5	0-0	0	37.2	36	17	17	3	1	22	41	9.80	1.54	.252
	BOSTON	3-4	5.44	32-2	0-0	0	43.0	56	28	26	9	2	15	39	8.16	1.65	.311
2016	BOSTON	4-3	4.05	62-0	0-0	1	66.2	62	32	30	6	3	31	71	9.59	1.40	.248
	BOSTON	7-3	3.88	70-0	0-0	1	69.2	57	31	30	7	1	28	83	10.72	1.22	.224
2017	Portland	0-0	0.00	1-1	0-0	0	1.0	1	0	0	0	0	1	1	9.00	2.00	.250
	BOSTON	6-4	3.65	62-0	0-0	0	61.2	47	25	25	5	2	31	96	14.01	1.26	.204
2019	BOSTON	5-4	3.78	70-0	0-0	4	64.1	51	29	27	8	2	38	110	15.39	1.38	.210
Major League Totals		25-18	4.07	301-2	0-0	6	314.1	284	149	142	36	10	145	407	11.65	1.36	.238
Minor League Totals		22-25	3.67	91-78	1-1	0	399.1	368	182	163	28	17	146	420	9.47	1.29	.245

2011 Signed by the Boston Red Sox as a 1st-round selection (19th overall) in the June Draft
 2017 On disabled list with a low back strain, 8/22-31

Postseason Record

W-L	ERA	G-GS	CG-SHO	SV	IP	H	R	ER	HR	HB	BB	SO	SO/9	WHIP	AVG
2-0	0.87	11-0	0-0	0	10.1	6	2	1	1	0	6	10	8.71	1.16	.167

Division Series Record

YEAR	CLUB	W-L	ERA	G-GS	CG-SHO	SV	IP	H	R	ER	HR	HB	BB	SO	SO/9	WHIP	AVG
2016	BOS vs. CLE	0-0	0.00	1-0	0-0	0	1.2	3	1	0	0	0	0	1	5.40	1.80	.429
2018	BOS vs. NYY	0-0	0.00	2-0	0-0	0	2.0	0	0	0	0	0	1	1	4.50	0.50	.000
Division Series Totals		0-0	0.00	3-0	0-0	0	3.2	3	1	0	0	0	1	2	4.91	1.09	.231

League Championship Series Record

YEAR	CLUB	W-L	ERA	G-GS	CG-SHO	SV	IP	H	R	ER	HR	HB	BB	SO	SO/9	WHIP	AVG
2018	BOS vs. HOU	1-0	2.08	5-0	0-0	0	4.1	1	1	1	1	0	4	4	8.31	1.15	.071

World Series Record

YEAR	CLUB	W-L	ERA	G-GS	CG-SHO	SV	IP	H	R	ER	HR	HB	BB	SO	SO/9	WHIP	AVG
2018	BOS vs. LAD	1-0	0.00	3-0	0-0	0	2.1	2	0	0	0	0	1	4	15.43	1.29	.222

Career Single-Game Highs

INNINGS: 5/1, 8/22/15 vs. KC (start); 3/1, 5/25/15 at MIN (relief); **STRIKEOUTS:** 7, 8/17/15 vs. CLE (start); 5, 4x, last 5/14/19 vs. COL (relief); **HITS:** 8, 8/22/15 vs. KC (start); 5, 5/25/15 at MIN (relief); **RUNS:** 6, 8/17/15 vs. CLE (start); 5, 8/28/16 vs. KC (relief); **WALKS:** 3, 8/17/15 vs. CLE (start); 3, 3x, last 9/12/19 at TOR (relief); **HOME RUNS:** 1, 2x, last 8/22/15 vs. KC (start); 2, 3x, last 8/28/18 vs. MIA (relief); **EJECTIONS (1):** 4/23/17 at BAL (HP, Andy Fletcher); **SCORELESS INNINGS STREAK:** 13.0, 5/10-6/9/18

Major League Firsts

APPEARANCE: 9/9/14 vs. BAL (3.0 IP, entered to start 7th inning); **STRIKEOUT:** 9/9/14 vs. BAL (Chris Davis, swinging); **WIN:** 5/11/15 at OAK (2.0 IP); **SAVE:** 8/9/16 vs. NYY (0.1 IP)

16 ANDREW BENINTENDI

OF



Bats: Left • **Throws:** Left • **Height:** 5-9 • **Weight:** 180
Opening Day Age: 25 • **MLB Service:** 3 years, 62 days
Born: 7/6/1994 in Cincinnati, OH
Resides: Cincinnati, OH
Acquired: Selected in the 1st round (7th overall) of the 2015 June Draft
Contract Status: Signed through 2021

The Rundown

- 🔥 Enters his 4th full ML season at only 25 years old.
- 🔥 Has started for the Red Sox in LF on Opening Day in each of the last 3 seasons (2017-19).
- 🔥 Is 1 of only 8 players with 40+ doubles in each of the last 2 seasons (41 in 2018, 40 in 2019).
- 🔥 Is the Red Sox' earliest ever college player selected in a June Draft (2015, 7th overall)...Made his ML debut on 8/2/16 at SEA, less than 14 months after being drafted.
- 🔥 Entered the 2017 season ranked by *Baseball America* as the No. 1 prospect in all of baseball.
- 🔥 Finished 2nd in 2017 BBWAA AL Rookie of the Year voting behind Aaron Judge...Following the 2017 season, received the Harry Agganis Memorial Award (Red Sox Rookie of the Year) from the Boston Baseball Writers.
- 🔥 Appeared in each of the Red Sox' 14 Postseason games in 2018 and started 13 of them, leading all players with 15 runs scored.
- 🔥 Is the only major leaguer ever to record at least 4 hits and score 3+ runs in his 1st career World Series game, accomplishing the feat in 2018 (Game 1 vs. LAD).
- 🔥 Following his sophomore season at the University of Arkansas in 2015, was named National Player of the Year by *Baseball America*...Also won the Dick Howser Trophy as the top Division I player in the country and the Golden Spikes Award as the nation's top amateur player.

MOST OUTFIELD ASSISTS IN MLB, 2017-19

Rk.	Player	Assists
1.	Andrew Benintendi	32
T2.	Leury García	28
T2.	Billy Hamilton	28
T2.	Hunter Renfroe	28
5.	Starling Marte	27

KID CLUTCH

Andrew Benintendi recorded a go-ahead RBI in extra innings 7 times from 2017-19, more than any other player in that time...The only other player with as many as 6 such RBI in that time is Kole Calhoun (6).

Game	Score	Inn.	AB	Result
6/13/17 vs. PHI	3-3	12th	single	W4-3
7/3/17 at TEX	5-5	11th	single	W7-5
8/13/17 at NYY	2-2	10th	single	W3-2
9/18/17 at BAL	8-8	11th	single	W10-8
4/3/18 at MIA	1-1	11th	single	W4-2
8/5/18 vs. NYY	4-4	10th	single	W5-4
5/8/19 at BAL	1-1	12th	HR	W2-1



In Game 4 of the 2018 ALCS, Andrew made a game-ending diving catch in LF with the bases loaded and the Red Sox leading, 8-6. It was recognized by the Associated Press as the Play of the Year across all sports.

HIGHEST BATTING AVERAGE WITH RUNNERS IN SCORING POSITION, 1974-2019 (MIN. 300 PA)

Rk.	Player	AVG
1.	Tony Gwynn	.350 (724-for-2,071)
2.	Rod Carew	.347 (471-for-1,359)
3.	Allen Craig	.341 (163-for-478)
4.	Andrew Benintendi	.339 (142-for-419)

Source: *STATS* (information with RISP unavailable before 1974)

ONE OF A KIND

According to the Elias Sports Bureau, Benintendi is the only Red Sox rookie ever to:

- 🔥 Collect 5+ hits in a game multiple times in a season (4/23/17 at BAL, 7/4/17 at TEX).
- 🔥 Go 5-for-5 or better with 2+ HR and 6+ RBI in a game (7/4/17 at TEX).
- 🔥 Have multiple games with 2+ HR and 6+ RBI in a season (7/4/17 at TEX, 8/12/17 at NYY).

Additional Career Highlights

- 🔥 From 2017-19, joined Duffy Lewis (1911-13) and Carl Yastrzemski (1961-64) as the only Red Sox to make 3+ Opening Day starts in LF at the age of 24 or younger.
- 🔥 29 of his career OF assists have come in LF, the most in MLB from 2017-19...Led rookies with 11 OF assists in 2017, the most by a Sox rookie since Carl Yastrzemski (11 in 1961)...Tied for the ML lead with 12 OF assists in 2018.
- 🔥 According to Elias, is 1 of 3 Red Sox ever to record their 1st career HR and 1st career triple in the same game (8/21/16 at DET)...The others are Rico Petrocelli (6/20/65 at CWS) and Dwight Evans (9/20/72 vs. BAL).
- 🔥 Was 1 of only 6 major leaguers with 40+ doubles and 20+ steals in 2018, joining Mookie Betts, Francisco Lindor, Whit Merrifield, Javier Báez, and Trevor Story.
- 🔥 Hit 15+ HR and stole 20+ bases in 2017 and 2018...The only other Red Sox players to reach those totals in multiple seasons are Jackie Jensen (2), Ellis Burks (2), Dustin Pedroia (4), and Mookie Betts (4).
- 🔥 Joins Ellis Burks (1987) and Nomar Garciaparra (1997) as the only BOS rookies ever with 20+ HR and 20+ SB in a season, accomplishing the feat in 2017.

- 🔥 Named to the 2017 Topps All-Star Rookie Team after leading rookies in steals (20)...His 70 BB were the most by a Sox rookie since Joe Foy in 1966 (91)...His 90 RBI were the most by a Sox rookie since Nomar Garciaparra (98 in 1997).
- 🔥 Named AL Rookie of the Month for August 2017.

- 🔥 Is the youngest Red Sox player ever to hit a HR in a season opener at Fenway Park, and the youngest ever with 3+ RBI on Opening Day (22 years old in 2017).
- 🔥 Went 5-for-5 on 4/23/17 at BAL...According to Elias, became the youngest Red Sox player ever to go 5-for-5 or better in a game (previous: Babe Ruth on 5/9/1918)...That mark was surpassed by Rafael Devers on 6/30/18 at NYY.

- 🔥 According to Elias, is 1 of only 2 rookies ever to go 5-for-5 or better with 2+ HR and 6+ RBI in a game (7/4/17 at TEX)...The other is Kevin Seitzer (1987 Royals).
- 🔥 Had 2 games with 2+ HR and 6+ RBI in 2017 (7/4 at TEX, 8/12 at NYY)...According to Elias, became only the 5th player ever—and 1st Red Sox—with 2 such games in a rookie season, joining Hal Trosky (1934), Rudy York (1937), Cody Ross (2006), and Max Kepler (2016).
- 🔥 Homered in a career-best 3 consecutive games from 7/27-30/19, collecting 3 hits in each...Is 1 of 2 Red Sox ever with 3+ hits and 1+ HR in as many as 3 consecutive games (also Mike Greenwell, 1988) (source: Elias).

- 🔥 Homered in his 1st career postseason plate appearance (2016 ALDS Game 1 at CLE)...At the time, was the youngest player ever (22 years, 92 days) to hit a post-season HR for the Red Sox (surpassed by Rafael Devers).
- 🔥 Went 4-for-5 in Game 1 of the 2018 World Series...The only other Red Sox to record 4+ hits in a World Series game are Jacoby Ellsbury (4-for-5, 2007 Game 3 at COL) and Wally Moses (4-for-5, 1946 Game 4 vs. STL).

Minor League Career Highlights

- 🔥 Following his 2015 pro debut, named a *Baseball America* Short-Season All-Star.
- 🔥 Earned the Greg Montalbano Minor League Player of the Year award from the Boston Baseball Writers in 2016.
- 🔥 Entered the 2017 season ranked by *Baseball America* as the best hitter for average, best athlete, best defensive outfielder, and as having the best strike zone discipline in the Red Sox organization.
- 🔥 Is a 3-time Player of the Week in the minors: 8/10-16/15 (New-York Penn League), 4/24-30/16 (Carolina League), and 7/24-30/16 (Eastern League).

2019 Highlights

- 🔥 Hit .266 (144-for-541) with 40 2B over 138 games... Was 1 of only 10 AL players with 40+ doubles in 2019.
- 🔥 Had a .343 OBP, his 3rd straight season with a .340+ OBP (also .352 in 2017, .366 in 2018).
- 🔥 Was 10-for-13 (76.9%) in stolen base attempts.
- 🔥 Had 9 assists, tied for 3rd-most by a major league LF.
- 🔥 Hit .325 (39-for-120) with RISP.
- 🔥 With 2 outs, ranked among ML leaders with a .326 AVG (5th) and 44 RBI (T-6th).

2019 Season Timeline

- 🔥 Hit .321 (34-for-106) with 12 XBH and 16 RBI over 27 games from 4/2-5/5 (8 2B, 3B, 3 HR, 16 RBI).
- 🔥 Reached safely in 18 of his 19 games from 4/2-27.
- 🔥 In the Sox' 6-5 win on 4/20 at TB, drove in 5 of the Red Sox' 6 runs, hitting his 1st career grand slam in the 2nd inning and a game-winning sac fly in the 9th.
- 🔥 Recorded a career-high-tying 2 OF assists on 4/23 vs. DET-G2 and 7/16 vs. TOR.
- 🔥 On 5/8 at BAL, hit a go-ahead solo HR in the 12th, giving the Red Sox their decisive 2-1 lead...Was his 1st career extra-inning HR.

Andrew Benintendi

Andrew Benintendi, Continued

I HEART NEW YORK

🔥 Andrew hit 5 HR at Yankee Stadium during the 2017 season, breaking a 112-year-old single-season record for the most HR by a rookie against the Yankees on the road (source: Elias); STL's George Stone held the previous record (4 at Hilltop Park in 1905).

🔥 His 2017 HR total at NYY tied Jim Rice (1983) for the most HR by a Red Sox player vs. NYY on the road in a season (source: Elias).

🔥 Totaled 3 HR and 9 RBI at NYY from 8/11-13/17...Marked the most RBI by a Red Sox player in a 3-game series at NYY since RBI became an official stat in 1920 (source: ESPN Stats & Info).

🔥 Went 2-for-5 with a pair of 3-run HR on 8/12/17 at NYY, becoming the 1st rookie ever with 2+ HR and 6+ RBI in a Red Sox-Yankees game (source: Elias)...Also became the 1st Red Sox player age 23 or younger to record 6+ RBI vs. NYY.

🔥 Homered for the 2nd straight game on 5/10 vs. SEA.

🔥 Reached base in a season-high-tying 13 consecutive games from 5/27-6/12 and 8/4-18.

🔥 Hit .312 (29-for-93) over 21 games in June, his best AVG in any month during the 2019 season.

🔥 Recorded his 2 longest hitting streaks of the season in June: 9 games from 6/14-24 and 8 games from 6/1-10.

🔥 Scored in a career-best 8 straight games from 6/4-12.

🔥 Matched his career high with 3 XBH on 6/12 vs. TEX, 7/27 vs. NYY, and 8/1 vs. TB.

🔥 Recorded a season-high 4 hits on 7/6 at DET, going 4-for-6 with 2 runs, a double, a triple, and an RBI.

🔥 On 7/14 vs. LAD, threw out Alex Verdugo at home in the 11th inning, preserving a 4-4 tie.

🔥 Hit back-to-back HR in the 3rd inning with Sam Travis on 7/22 at TB, a 9-4 Red Sox win.

🔥 Homered in a career-best 3 consecutive games from 7/27-30, collecting 3 hits in each...Is 1 of 2 Red Sox ever with 3+ hits and 1+ HR in as many as 3 consecutive games (also Mike Greenwell, 1988) (source: Elias).

🔥 On 8/1 vs. TB, went 3-for-4 with a career-high 3 2B.

🔥 In 34 games from 7/22-9/3, hit .338/.389/.596/.985 with 15 2B, 3B, 6 HR, and 24 RBI (46-for-136, 18 R).

Personal

🔥 Full name is Andrew Sebastian Benintendi.

🔥 Signed by Chris Mears (Red Sox).

🔥 Played baseball for 2 seasons at the University of Arkansas, leading the Razorbacks to a College World Series berth in 2015...Became the 3rd-highest draft pick in school history.

🔥 Rated by *Baseball America* as the best collegiate pure hitter available in the 2015 June Draft.

🔥 Led Division I in HR (20) and ranked 3rd in SLG (.717) in 2015...Won the Dick Howser Trophy as the top D1 baseball player in the country and the Golden Spikes Award as the nation's top amateur player...Also named National Player of the Year by *Baseball America*.

OUT AT THE PLATE

Andrew has assisted on an out at home 11 times since the start of 2017...8 of those prevented the tying or go-ahead run from scoring:

Game	Inning	Score
6/13/17 vs. PHI	Top 8	tied 3-3
6/18/17 at HOU	Bot 8	leading 6-5
9/19/17 at BAL	Bot 3	tied 0-0
4/3/18 at MIA	Bot 11	tied 2-2
5/8/18 at NYY	Bot 7	trailing 2-3
5/13/18 at TOR	Bot 7	leading 4-3
6/5/18 vs. DET	Top 1	tied 0-0
7/23/18 at BAL	Bot 3	leading 1-0
9/5/18 at ATL	Bot 4	trailing 1-2
7/14/19 vs. LAD	Top 11	tied 4-4
8/1/19 vs. TB	Top 2	trailing 2-4

🔥 Named 2015 SEC Player of the Year after leading the conference in AVG (.376), OBP (.488), SLG, HR, and BB (50)...Became the 1st Arkansas player ever to win SEC Player of the Year and National Player of the Year honors.

🔥 Became the 3rd player in the 81-year history of the SEC to lead the league in HR and AVG (also Rafael Palmeiro in 1984 and Jeff Abbott in 1994).

🔥 As a senior in 2013 at Madeira (OH) High School, was named ACBA/Rawlings National High School Player of the Year, Gatorade Ohio Baseball Player of the Year, and a First Team All-American after batting .564 with 12 HR, 57 RBI, and 38 SB.

🔥 Selected by the Cincinnati Reds in the 31st round of the 2013 June Draft, but did not sign.

In the Community

🔥 Participated in Red Sox Winter Weekend in January 2017, '18, and '19, signing autographs, posing for pictures with fans, and taking part in panel discussions.

🔥 Visited patients at Walter Reed Medical Center in Washington, DC, in May 2019.

🔥 Has taken part in several meet-and-greet events, including with Jimmy Fund patients and with groups as part of auction items.

🔥 Has played in the Children's Hospital Celebrity Golf Classic during spring training.

🔥 Has participated in events that benefit the Red Sox Foundation and the BoSox Club, including Casino Night and Picnic in the Park.

Andrew Benintendi, Continued

RED SOX WITH MULTIPLE POSTSEASON HOME RUNS BEFORE TURNING 24

Player	HR
Reggie Smith	2
Andrew Benintendi	2
Rafael Devers	2

RED SOX TO HOMER IN 1ST CAREER POSTSEASON PLATE APPEARANCE

Player	Game
Jose Santiago	1967 WS-G1
Todd Walker	2003 DS-G1
Andrew Benintendi	2016 DS-G1

MOST RUNS SCORED IN A SINGLE POSTSEASON, RED SOX HISTORY

Rk.	Player	Season	R
T1.	David Ortiz	2007	16
T1.	Kevin Youkilis	2007	16
3.	Andrew Benintendi	2018	15

RED SOX ROOKIES WITH 20 HR/20 SB IN A SEASON

Player	Season
Ellis Burks	1987 (20 HR, 27 SB)
Nomar Garciaparra	1997 (30 HR, 22 SB)
Andrew Benintendi	2017 (20 HR, 20 SB)

Andrew Benintendi's Career Record

YEAR	CLUB	AVG	G	AB	R	H	2B	3B	HR	RBI	SH	SF	HB	BB	SO	SB	CS	OBP	SLG	OPS
2015	Lowell	.290	35	124	19	36	2	4	7	15	1	2	1	25	15	7	1	.408	.540	.948
	Greenville	.351	19	74	17	26	5	0	4	16	0	1	1	10	9	3	2	.430	.581	1.011
2016	Salem	.341	34	135	30	46	13	7	1	32	0	2	3	15	9	8	2	.413	.563	.976
	Portland	.295	63	237	40	70	18	5	8	44	0	2	0	24	30	8	7	.357	.515	.872
2017	BOSTON	.295	34	105	16	31	11	1	2	14	1	1	1	10	25	1	0	.359	.476	.835
	BOSTON	.271	151	573	84	155	26	1	20	90	1	8	6	70	112	20	5	.352	.424	.776
2018	BOSTON	.290	148	579	103	168	41	6	16	87	2	7	2	71	106	21	3	.366	.465	.830
	BOSTON	.266	138	541	72	144	40	5	13	68	3	5	7	59	140	10	3	.343	.431	.774
Major League Totals		.277	471	1798	275	498	118	13	51	259	7	21	16	210	383	52	11	.354	.442	.796
Minor League Totals		.312	151	570	106	178	38	16	20	107	1	7	5	74	63	26	12	.392	.540	.932

2013 Selected by the Cincinnati Reds in the 31st round of the June Draft (did not sign)

2015 Signed by the Boston Red Sox as a 1st-round selection (7th overall) in the June Draft

2016 On disabled list with a left knee sprain, 8/25-9/12

Postseason Record

AVG	G	AB	R	H	2B	3B	HR	RBI	SH	SF	HB	BB	SO	SB	CS	OBP	SLG	OPS
.272	21	81	18	22	5	0	2	9	0	0	1	5	17	2	0	.322	.407	.729

Division Series Record

YEAR	CLUB	AVG	G	AB	R	H	2B	3B	HR	RBI	SH	SF	HB	BB	SO	SB	CS	OBP	SLG	OPS
2016	BOS vs. CLE	.333	3	9	1	3	1	0	1	2	0	0	0	1	0	0	0	.333	.778	1.111
2017	BOS vs. HOU	.250	4	16	2	4	0	0	1	2	0	0	0	1	3	0	0	.294	.438	.732
2018	BOS vs. NYY	.286	4	14	5	4	1	0	0	3	0	0	1	3	3	2	0	.444	.357	.802
Division Series Totals		.282	11	39	8	11	2	0	2	7	0	0	1	4	7	2	0	.364	.487	.851

League Championship Series Record

YEAR	CLUB	AVG	G	AB	R	H	2B	3B	HR	RBI	SH	SF	HB	BB	SO	SB	CS	OBP	SLG	OPS
2018	BOS vs. HOU	.208	5	24	4	5	2	0	0	1	0	0	0	0	7	0	0	.208	.292	.500

World Series Record

YEAR	CLUB	AVG	G	AB	R	H	2B	3B	HR	RBI	SH	SF	HB	BB	SO	SB	CS	OBP	SLG	OPS
2018	BOS vs. LAD	.333	5	18	6	6	1	0	0	1	0	0	0	1	3	0	0	.368	.389	.757

Career Fielding Record

POS	PCT.	G	GS	PO	A	E	TC	DP
OF	.985	461	449	735	32	12	779	6

Career Single-Game Highs

HITS: 5, 2x, last 7/4/17 at TEX; **DOUBLES:** 3, 8/1/19 vs. TB; **HOME RUNS:** 2, 3x, last 8/12/17 at NYY; **RBI:** 6, 2x, last 8/12/17 at NYY; **RUNS SCORED:** 4, 2x, last 7/7/18 at KC; **WALKS:** 4, 7/7/18 at KC; **STRIKEOUTS:** 4, 4x, last 8/3/19 at NYY; **STOLEN BASES:** 2, 3x, last 4/25/18 at TOR; **HITTING STREAK:** 11, 8/5-18/17; **EJECTIONS (1):** 6/11/19 vs. TEX (1B, Carapazza)

Home Run Notes

MULTI-HOME RUN GAMES (3); 2-HOME RUN GAMES (3): 6/4/17 at BAL; 7/4/17 at TEX; 8/12/17 at NYY; **LEADOFF HOME RUNS (1):** 6/7/18 vs. DET off Matthew Boyd; **GRAND SLAMS (1):** 4/20/19 at TB off Charlie Morton; **PINCH-HIT HOME RUNS (1):** 9/25/17 vs. TOR off Dominic Leone; **EXTRA-INNING HOME RUNS (1):** 5/8/19 at BAL off Yefry Ramirez (12th); **GAME-ENDING HOME RUNS (0); INSIDE-THE-PARK HOME RUNS (0)**

Major League Firsts

GAME: 8/2/16 at SEA (pinch hitter, 7th inning); **HIT:** 8/3/16 at SEA off Hisashi Iwakuma (single, 3rd inning); **HOME RUN:** 8/21/16 at DET off Shane Greene (2-run, 7th inning); **GAME-ENDING RBI:** 6/13/17 vs. PHI off Luis Garcia (single, 12th inning)

Andrew Benintendi

2 XANDER BOGAERTS

SS



Bats: Right • **Throws:** Right • **Height:** 6-2 • **Weight:** 218
Opening Day Age: 27 • **MLB Service:** 6 years, 42 days
Born: 10/1/1992 in Oranjestad, Aruba
Resides: San Nicolaas, Aruba
Acquired: Signed as an international free agent on 8/23/2009
Contract Status: Signed through 2025

The Rundown

- 🔥 Signed with the Red Sox as an international free agent at only 16 years old on 8/23/09.
- 🔥 On 4/1/19, agreed to a 6-year contract extension that spans the 2020-25 seasons (vesting option for 2026).
- 🔥 Won World Series titles with the Red Sox in 2013 and 2018...Is the only player that was on the club's active World Series roster in both of those years.
- 🔥 Is 1 of only 5 Aruban-born players in MLB history... Was knighted in 2011 by the governor of Aruba.
- 🔥 Speaks English, Spanish, Dutch, and Papiamentu.
- 🔥 Finished in the top 15 in the BBWAA's MVP voting in 2018 (13th) and 2019 (5th).
- 🔥 Is a 2-time AL All-Star, starting at shortstop in 2016 and serving as a reserve in 2019.
- 🔥 Is a 3-time Louisville Slugger Silver Slugger Award winner (2015, '16, '19)...Is the youngest Red Sox player ever to earn the honor (23 years old in 2015).
- 🔥 Named Red Sox MVP in 2015 and 2019, earning the Thomas A. Yawkey Award from the Boston Baseball Writers.
- 🔥 Made his ML debut in 2013 at only 20 years old.
- 🔥 From 2015-19, led the majors in games played at SS (748), starts at SS (740), and innings at SS (6,600.2).
- 🔥 Played for Netherlands in the 2013 and 2017 World Baseball Classics.
- 🔥 His twin brother, Jair, was a player to be named later sent to the Cubs on 3/29/12 to complete the compensation for Theo Epstein joining CHC.

XANDER'S RANKINGS AMONG MLB SHORTSTOPS, 2015-19

25.4 offensive WAR[^] 1st
 882 hits 1st
 198 doubles 1st
 452 RBI 1st
 .298 AVG 1st
 .360 OBP 2nd
 305 XBH 2nd
 475 runs 2nd
 277 walks 2nd

[^] Source: Baseball-Reference

Min. 100 games (and 50% of games played at SS)

XANDER BOGAERTS, 2017-19

Stat	2017	2018	2019
Games	148	136	155
AVG	.273	.288	.309
HR	10	23	33
RBI	62	103	117
XBH	48	71	85
OBP	.343	.360	.384
SLG	.403	.522	.555
OPS	.746	.883	.939
bWAR	2.2	3.8	5.2



2020
Red Sox

**MOST STARTS AT SHORSTOP
IN RED SOX HISTORY**

Rk.	Player	Starts
1.	Everett Scott	1,081
2.	Rick Burleson	987
3.	Nomar Garciaparra	951
4.	Freddy Parent	907
5.	Joe Cronin	894
6.	Xander Bogaerts	844

(source: Elias Sports Bureau)

**MOST SILVER SLUGGER
AWARDS IN RED SOX HISTORY**

Player	Awards
David Ortiz.....	7 (2004-07, '11, '13, '16)
Wade Boggs.....	6 (1983, '86-89, '91)
Manny Ramirez.....	6 (2001-06)
Mookie Betts.....	3 (2016, '18-19)
Xander Bogaerts... 3 (2015-16, '19)	

Red Sox Records & Highlights

- Has started each of the Red Sox' last 29 Postseason games, beginning with Game 5 of the 2013 ALCS.
- In 2019, reached career milestones of 100 HR, 500 RBI, 500 runs scored, and 1,000 hits...Is 1 of only 22 players to reach all of those totals for the Red Sox.
- Is 1 of only 10 players in Red Sox history to record 50+ doubles in a season, and 1 of only 3 with 30+ HR and 50+ doubles in a season (33 HR, 52 2B in 2019).
- Is the only player in Red Sox history to earn multiple Louisville Slugger Silver Slugger Awards at SS.
- Invited to 1st ML Spring Training camp in 2013 and was the youngest Red Sox in big league camp (20 years old)...That year, was also the youngest player in the International League all season.
- Made his ML debut in August 2013...Started 12 of 16 Postseason games for the World Series Champion Red Sox that season at only 21 years old.
- At 21 years old in 2013, was the youngest position player in Red Sox history to appear in (or start) a Post-season game (broken by Rafael Devers in 2017).
- At only 21 years old, led the Red Sox with 144 games played during his first full ML season in 2014...On 3/31/14 at BAL, became Boston's youngest Opening Day SS in a century (21-year-old Everett Scott in 1914).
- His 196 hits in 2015 were the most ever by a Red Sox in an age-22 season or younger (surpassed by Rafael Devers in 2019).
- Went 4-for-8 in a 19-inning win on 4/10/15 at NYY, with all 4 hits coming in extra innings...Was the 1st Red Sox with 4+ extra-inning hits in a game in at least 50 years.
- Joined Bobby Doerr as the only Red Sox with 4+ walk-off hits before turning 24 (both had 4; source: Elias).
- Was the 1st Red Sox ever with 4+ hits and a HR in consecutive games (later joined by Mookie Betts), accomplishing the feat in 2016 from 6/10-11 at MIN (source: Elias).
- Is the only Red Sox player ever to record multiple XBH in each of his first 3 games of a season, doing so in 2018 (source: Elias)...The only other major leaguer to do that since 1900 is Adrián González (2015).
- Hit a walk-off grand slam in the 10th inning on 7/14/18 vs. TOR...It was the Sox' 1st walk-off grand slam in extra innings since Jim Rice on 7/4/84 vs. OAK.

Additional Awards & Honors

- Selected to start the 2016 All-Star Game at SS via the fan ballot, named to the Esurance MLB All-Star Game Final Vote ballot in 2017, and replaced Hunter Pence (injury) on the 2019 AL All-Star Game roster as a reserve.
- Named a finalist for the AL Rawlings Gold Glove Award at SS in 2015.
- Was the Red Sox' 2019 nominee for MLB's Hank Aaron Award, which recognizes the most outstanding offensive performer in each league.
- Earned the Boston Baseball Writers' Jackie Jensen Hustle Award for spirit & determination in 2016 and 2017.
- Named AL Player of the Week for 7/2-8 in 2018.

Additional Career Highlights

- Was 1 of 6 players with 100+ RBI in both 2018 (103) and 2019 (117)...His 220 RBI in that time ranked 3rd in MLB behind J.D. Martinez (235) and Nolan Arenado (228)...Is 1 of 10 SS ever with 100+ RBI in consecutive seasons (last: Miguel Tejada, 2000-04).
- Joined Nicholas Castellanos as the only players with 45+ doubles in both 2018 (45) and 2019 (52)...Castellanos (104) and Bogaerts (97) ranked 1st and 2nd in the majors in doubles in that time.
- Is 1 of only 33 players to debut since 1900 to have 100+ HR and 1,000+ hits prior to turning 27 years old (source: Elias)...Reached those totals during the 2019 season.
- Joins Alex Rodríguez as the only shortstops ever with 30+ HR and 50+ doubles in a season (2019)...Is 1 of 25 players ever to reach those totals in a season.
- Hit safely in 26 straight games from 5/6-6/2 in 2016, 1 of only 13 hitting streaks of 26+ games in Sox history.
- 41 of his 107 career HR have been hit with 2 strikes...His 410 2-strike hits from 2015-19 were the most in the majors...In that time, his 10 HR on an 0-2 count led the AL.
- In his career with the bases loaded, has hit .344 (31-for-90) with 5 HR...Led MLB with 3 grand slams in 2018.
- In his career in extra innings, has hit .357 (30-for-84) with a .449 OBP.

2019 BBWAA AMERICAN LEAGUE MOST VALUABLE PLAYER VOTING RESULTS

Player	1st	2nd	3rd	4th	5th	6th	7th	8th	9th	10th	Total
Mike Trout (LAA)	17	13									355
Alex Bregman (HOU)	13	17									335
Marcus Semien (OAK)			22	6		2					228
DJ LeMahieu (NYY)		6	10	7	1	2	1			2	178
Xander Bogaerts (BOS)			1	6	7	7	2	2	3		147

Xander Bogaerts, Continued

BOGAERTS' 2019 A.L. RANKINGS

Stat	Rk.	Stat	Rk.
52 doubles..	*2nd	33 HR.....	T-16th
85 XBH.....	*2nd	.309 AVG.....	7th
117 RBI.....	*T-2nd	.384 OBP.....	*6th
110 runs.....	T-6th	.555 SLG.....	*8th
190 hits.....	*4th	.939 OPS.....	*5th

*Led AL shortstops

Minor League Career Highlights

- Ranked by *Baseball America* as the No. 2 prospect in baseball entering the 2014 season...Ranked as the Sox' No. 1 prospect and best power hitter after 2012 and 2013.
- Named *Baseball America's* Red Sox Minor League Player of the Year in both 2012 and 2013.
- Following the 2013 season, received the Greg Montalbano Award as Red Sox Minor League Player of the Year from the Boston Baseball Writers.
- Named *USA Today Sports'* Minor League Player of the Year in 2013.
- Tabbed Red Sox Minor League Offensive Player of the Year in 2012.
- Played for the World Team in the All-Star Futures Game in 2012 and 2013.
- Named to *Baseball America's* Minor League All-Star First Team in 2013 and Second Team in 2012.
- Named a Carolina League mid- and post-season All-Star in 2012.
- In 2010, named Red Sox Latin Program Player of the Year and a Dominican Summer League All-Star.
- He and his twin brother, Jair, each hit a grand slam for the DSL Red Sox on 8/20/10 at the DSL Indians.
- Twice earned Player of the Week honors in the minors: 7/25-8/1/11 (South Atlantic League) and 7/30-8/5/12 (Carolina League).

2019 Highlights

- Finished 5th in BBWAA American League MVP voting.
- Earned his 3rd AL Silver Slugger Award.
- Earned a First Team selection on the inaugural All-MLB Team as the game's top shortstop, in a vote by fans, media members, broadcasters, former players, and other officials throughout the game.
- Replaced Hunter Pence (injury) on the AL All-Star Game roster as a reserve.

RED SOX SINGLE-SEASON LEADERS AT SHORTSTOP

Rk.	Player	HR (Year)
1.	Rico Petrocelli	40 (1969)
2.	Vern Stephens	39 (1949)
3.	Nomar Garciaparra	35 (1998)
4.	Xander Bogaerts	33 (2019)

Rk.	Player	Doubles (Year)
1.	Nomar Garciaparra	56 (2002)
2.	Xander Bogaerts	52 (2019)

Rk.	Player	XBH (Year)
T1.	Xander Bogaerts	85 (2019)
T1.	Nomar Garciaparra	85 (1997)
T1.	Nomar Garciaparra	85 (2002)

Rk.	Player	RBI (Year)
1.	Vern Stephens	159 (1949)
2.	Vern Stephens	144 (1950)
3.	Vern Stephens	137 (1948)
4.	Nomar Garciaparra	122 (1998)
5.	Nomar Garciaparra	120 (2002)
6.	Xander Bogaerts	117 (2019)

- Was the Sox' nominee for MLB's Hank Aaron Award (most outstanding offensive performer in each League).
- In 155 games, hit .309 (190-for-614) with a .939 OPS, 33 HR, 52 doubles, 117 RBI, and 110 runs scored...Set career highs in RBI, doubles, HR, XBH (85), BB (76), OBP (.384), SLG (.555), and OPS.
- Led the Red Sox in RBI (117) and OPS (.939).
- Joined Alex Rodriguez as the only shortstops in MLB history with 30+ HR and 50+ doubles in a season.
- Was 1 of only 5 players to start 150+ games at SS (153).
- According to FanGraphs, ranked 10th in the majors in WAR (6.8), including 1st among Red Sox.
- Reached career milestones of 100 HR, 500 RBI, 500 runs scored, and 1,000 hits.
- Became only the 10th player in Red Sox history to record 50+ doubles in a season.
- Ranked T-5th in the majors with 5 multi-HR games.
- In the 7th inning and later, led the AL and ranked 2nd in MLB behind Christian Yelich in AVG (.378, 71-for-188), SLG (.697), and OPS (1.148).
- Hit .300+ with a .900+ OPS with RISP (.323/.987), with the bases empty (.300/.919), vs. RHP (.316/.950), with 2 outs (.303/.901), vs. AL clubs (.309/.925), and vs. NL clubs (.312/.934).

MILESTONE MAN

Xander Bogaerts is 1 of only 32 players to record **1,000+ hits** with the Red Sox, but 1 of only 3 to reach that total before turning 27 years old (also Tris Speaker-1,151 and Bobby Doerr-1,134).

Bogaerts is 1 of 31 players to hit **100+ HR** with the Red Sox, but only the 9th to accomplish the feat before turning 27 years old (also Jim Rice-172, Tony Conigliaro-160, Mookie Betts-139, Ted Williams-127, Rico Petrocelli-113, Nomar Garciaparra-109, Reggie Smith-107, and Bobby Doerr-103).

Bogaerts is 1 of 31 players to record **500+ RBI** with the Red Sox, but 1 of only 4 to accomplish the feat before turning 27 years old (also Bobby Doerr-621, Jim Rice-583, and Ted Williams-514).

Bogaerts is 1 of 37 players to score **500+ runs** with the Red Sox, but 1 of only 6 to reach that total before turning 27 years old (also Mookie Betts-613, Tris Speaker-596, Bobby Doerr-572, Ted Williams-541, and Jim Rice-515).

MOST CONSECUTIVE OPENING DAY STARTS AT SHORTSTOP, RED SOX HISTORY

Player	Starts (Years)
Everett Scott	8 (1914-21)
Joe Cronin	7 (1935-41)
Heinie Wagner	7 (1907-13)
Xander Bogaerts	6 (2014-19)
Rick Burleson	6 (1975-80)
Freddy Parent	6 (1901-06)
Rico Petrocelli	6 (1965-70)

PLAYERS TO START EVERY GAME OF A WORLD SERIES AT 21 YEARS OLD OR YOUNGER FOR THE TEAM THAT WON IT ALL

Player	Team	Age
Miguel Cabrera	2003 FLA	20
Xander Bogaerts	2013 BOS	21
Juan Soto	2019 WSH	20/21

2019 Season Timeline

- 🔴 Made his 6th consecutive Opening Day start at SS.
- 🔴 In his first 36 games (through 5/8), hit .252 (35-for-139) with an .803 OPS...In his next 70 games from 5/10-7/31, hit .350 (98-for-280) with a 1.070 OPS.
- 🔴 Reached base in 24 of his first 26 games (through 4/27) and in a season-best 15 consecutive games from 5/7-25.
- 🔴 Scored 25 runs in May, tied with teammate Rafael Devers for the most in the AL.
- 🔴 Homered in 3 of 4 games from 5/4-7, all Sox wins.
- 🔴 Doubled in a career-best 7 consecutive games from 6/15-22, tied for the longest such streak in AL history (source: Elias)...That record was broken later in 2019 by TOR's Bo Bichette (9 straight games).
- 🔴 From 7/4-16, joined Ted Williams as the only Red Sox ever with at least 1 hit, 1 RBI, and 1 run scored in 8 straight games...Williams had an 8-game streak in 1942 and an 11-gamer in 1950...Bogaerts' 8-game streak was the longest by any player since Nolan Arenado in 2015.
- 🔴 Hit in a season-best 10 consecutive games from 7/4-18, batting .452 (19-for-42) with 5 HR and 16 RBI.
- 🔴 Replaced Hunter Pence (injury) on the AL All-Star Game roster as a reserve.
- 🔴 At the All-Star break, ranked T-1st in the AL with 29 doubles, T-2nd with 46 XBH, 3rd with 65 RBI, 4th with 67 runs, and T-5th with 33 multi-hit games.
- 🔴 His 17 HR at the All-Star break were the most by a Red Sox SS since Rico Petrocelli's 25 in 1969...His 65 RBI were the most since Nomar Garciaparra's 66 in 2002.
- 🔴 In the All-Star Game on 7/9 at CLE, pinch hit for Austin Meadows in the 7th inning and grounded into a double play that scored Matt Chapman...Was then removed to start the 8th inning.
- 🔴 Homered in 4 of the Sox' first 5 games out of the All-Star break, including all 3 vs. LAD from 7/12-14...Was the longest streak of games with a HR in his career.
- 🔴 Scored his 500th career run on 7/12 vs. LAD.
- 🔴 Recorded multiple hits in 6 consecutive games from 7/13-18, matching his career-long streak (also May 2016).
- 🔴 Brought his season AVG to .304 by going 3-for-4 on 7/15 vs. TOR and kept his AVG above .300 for the remainder of the season.
- 🔴 Hit safely in each of the 7 games during the Sox' homestand against the Yankees and Rays from 7/25-8/1, going 15-for-34 (.441) with 4 HR, 4 2B, and 8 RBI.
- 🔴 Went 4-for-6 with 2 HR on 7/25 vs. NYY and 4-for-4 with 2 HR on 8/1 vs. TB...Was 1 of only 7 players in 2019 to record multiple games with 4+ hits and 2+ HR.

HAPPY BIRTHDAY, MOM

Xander's first career HR (9/7/13 at NYY) and 1,000th career hit (9/7/19 vs. NYY) both came on his mom's birthday against the Yankees.

- 🔴 Hit his 100th and 101st career HR on 8/14 at CLE.
- 🔴 In the Sox' 2-game series at COL from 8/27-28, all 5 of his hits were XBH (5-for-8, 3 HR, 2 2B)...On 8/28, went 3-for-4 with 2 HR.
- 🔴 Recorded his 1,000th career hit on 9/7 vs. NYY.
- 🔴 In his final 15 games of the season (beginning 9/12), hit .367 (22-for-60) with a .420 OBP.
- 🔴 Recorded his 500th career RBI on 9/27 vs. BAL.

Personal

- 🔴 Full name is Xander Jan Bogaerts.
- 🔴 Signed by Mike Lord (Red Sox).
- 🔴 Participated in the Senior Little League World Series in Bangor, ME in 2009.
- 🔴 Graduated from Colegio Arubano High School in Aruba in 2009.
- 🔴 Is 1 of only 5 Aruban-born players in MLB history, the only one to play for BOS...Was knighted in 2011 by the governor of Aruba after helping Netherlands win a gold medal in the IBAF Baseball World Cup.

In the Community

- 🔴 Interacted with fans at Red Sox Winter Weekend in 2015, '16, '17, '19, and '20, signing autographs, posing for pictures, and taking part in panel discussions.
- 🔴 Has participated in several Red Sox Destinations events, interacting with fans as part of a VIP experience.
- 🔴 Has been a part of meet-and-greet events for several groups, including the Jimmy Fund and Sunshine Kids.
- 🔴 Has attended numerous events benefiting the Red Sox Foundation, including Casino Night and Picnic in the Park.
- 🔴 Met with children from The BASE in April 2017.
- 🔴 Took part in the PALS for Patriots program in 2016 and 2017.
- 🔴 Has supported the Red Sox Novatos program, which donates tickets to children and allows them to interact with Spanish-speaking players before games.
- 🔴 Has spoken with children at clinics and at Red Sox Kids Camps.
- 🔴 In 2014, met with a child as part of the Make-A-Wish program and visited patients at Walter Reed Medical Center.
- 🔴 Visited the Jimmy Fund and Boston Children's Hospital during the 2013 Red Sox Rookie Development Program.

19 JACKIE BRADLEY JR.

OF



Bats: Left • **Throws:** Right • **Height:** 5-10 • **Weight:** 196
Opening Day Age: 29 • **MLB Service:** 5 years, 150 days
Born: 4/19/1990 in Richmond, VA
Resides: Naples, FL
Acquired: Selected in the supplemental round (40th overall) of the 2011 June Draft
Contract Status: Signed through 2020

The Rundown

- 🔴 Enters his 10th professional season...Was selected by BOS in the 2011 June Draft as the compensation pick for losing free agent Adrián Beltré to the Rangers.
- 🔴 Was a member of the 2013 and 2018 World Series teams (was not on active World Series roster in 2013).
- 🔴 According to Baseball-Reference, has been worth at least 2.0 wins above replacement in each of the last 5 seasons (2015-19), including a career-best 5.5 in 2016.
- 🔴 Earned the AL's 2018 Rawlings Gold Glove Award for CF...Was also named a finalist in 2014, '16, and '19.
- 🔴 Named MVP of the 2018 ALCS.
- 🔴 Was the starting LF for the AL in the 2016 All-Star Game.
- 🔴 Recorded a 29-game hitting streak in 2016.
- 🔴 Has consistently been one of the Red Sox' most active members in the community, notably serving as captain of the Red Sox Scholars program since 2016.
- 🔴 He and his wife, Erin, have a daughter, Emerson (born June 2016).
- 🔴 Is a distant relative of NBA legend Michael Jordan.

Additional Awards & Honors

- 🔴 Earned MLB Network's 2019 Play of the Year for robbing Trey Mancini of a HR in the 11th inning on 5/8/19 at Camden Yards...The HR would have ended the game, but the Sox went on to win in 12 innings, 2-1.
- 🔴 Has been recognized by the Boston Baseball Writers as the Red Sox' Defensive Player of the Year (2017, '18, '19), Comeback Player of the Year (2015), and Minor League Player of the Year (2012)...Also received their Special Achievement Award for his 29-game hit streak in 2016.
- 🔴 In 2018, was rated the AL's best defensive outfielder in the annual *Baseball America* Best Tools survey, which polls managers, scouts, and executives.
- 🔴 Named AL Player of the Month for May 2016 and AL Player of the Week for 5/9-15/16.
- 🔴 Named Most Outstanding Player at the 2010 College World Series.

Additional Career Highlights

- 🔴 Holds the Red Sox record for most XBH in a game (5 on 8/15/15 vs. SEA: 2 HR, 3 2B).
- 🔴 Has hit the Red Sox' longest HR of the Statcast Era (2015-present), a 478-foot shot on 8/27/19 at COL.
- 🔴 Has recorded 10+ OF assists in a season 3 times: 13 as a rookie in 2014, 13 in 2016, and 10 in 2019...His 13 assists in 2016 led major league CF.

MOST OUTFIELD ASSISTS FROM 2014-19 (A.L.)

Rk.	Player	Assists
1.	Jackie Bradley Jr.	55
2.	Kole Calhoun	54
3.	Mookie Betts	50
4.	Melky Cabrera	49

MOST DOUBLE PLAYS AS AN OUTFIELDER, 2014-19 (MLB)

Rk.	Player	DP
1.	Jackie Bradley Jr.	20
2.	Gregory Polanco	15
3.	Jason Heyward	14

- 🔴 Since the start of 2014, his 51 assists as a CF rank 2nd in the majors behind only Billy Hamilton (55).
- 🔴 Was involved in 8 double plays in 2014, 5 more than any other OF in MLB and the most by a rookie OF since WSH's Del Unser had 10 in 1968.
- 🔴 Made ML debut as the Opening Day LF in 2013, less than 2 years after being selected in the 2011 June Draft.
- 🔴 Is 55-for-67 (82.1%) in stolen base attempts...Was successful on the first 20 attempts of his career...His success rate of 94.4% (17-for-18) in 2018 led MLB (min. 15 attempts).
- 🔴 Is the only Red Sox player ever to record 6+ RBI in a game multiple times in a single 3-game series...Had 6 RBI on 5/9/16 vs. OAK and another 6 on 5/11/16 vs. OAK.
- 🔴 According to Elias, is 1 of 3 Red Sox ever to record multiple games with 6+ RBI from either the 8th or 9th spot in a batting order (also Bill Mueller & Brian Daubach).
- 🔴 Had 7 XBH (5 2B, 2 HR) in a 3-game series vs. SEA from 8/14-16/15, the most by a Red Sox in a single series since Dwight Evans had 7 from 8/12-14/88 vs. DET.
- 🔴 Recorded a 29-game hitting streak in 2016, tied for the 4th-longest in Red Sox history (see table on next page)...According to Elias, became the 1st player with a hit streak of 29+ games while batting 6th or lower in each game since NYY's Joe Gordon in 1942 (29 G).
- 🔴 Enters 2020 with 11 career games with 3+ RBI from the No. 9 spot in the lineup (BOS is 11-0 in those games)...According to Elias, the only other Red Sox with 10+ such games while batting 9th is Butch Hobson (11).
- 🔴 In 107 seasons from 1908-2014, a Red Sox No. 9 hitter scored 4+ runs in a game only 3 times...Bradley has done that twice in the last 5 seasons (4 runs on 8/10/18 at BAL, and 5 runs on 8/15/15 vs. SEA).

Jackie Bradley Jr.

Jackie Bradley Jr., Continued

BRADLEY NAMED ALCS MOST VALUABLE PLAYER

In the 2018 ALCS, Jackie became the 1st player in MLB history to have 3 straight multi-RBI games in the post-season from the No. 8 or 9 spots in the batting order:

Gm.	Situation	Inn.	Hit	After
2	Trailed 2-4	3rd	3-RBI double	Led 5-4
3	Led 4-2	8th	Grand slam	Led 8-2
4	Trailed 4-5	6th	2-run HR	Led 6-5

- Each of Bradley's 3 hits in the ALCS went for extra bases, came with 2 outs, and drove in multiple runs.
- His 9 RBI in the 2018 ALCS were the most in a Postseason series of 5 games or fewer since Robinson Canó in the 2011 ALDS (9), and the most in an ALCS or World Series of 5 games or fewer since Matt Williams in the 1989 NLCS (9).
- In Game 3 of the 2018 World Series at LAD, Bradley tied the score at 1-1 with a 2-out solo HR off Kenley Jansen in the 8th inning.

Minor League Career Highlights

- Named an International League mid-season All-Star in 2015 with Triple-A Pawtucket...Tabbed a 2012 Carolina League mid- and post-season All-Star with High-A Salem.
- Started in LF for the International League in the 2015 Triple-A All-Star Game...Was the leading vote-getter in fan balloting.
- Ranked by *Baseball America* as the Red Sox' No. 10 prospect after his pro debut in 2011, their No. 2 prospect following the 2012 season, and their No. 3 prospect after the 2013 season.
- Entered 2013 and 2014 as the best defensive OF in the BOS system and as having the best outfield arm among Sox farmhands, according to *Baseball America*...Also ranked as the system's best defensive OF entering 2012.
- Named Red Sox Minor League Defensive Player of the Year in 2012...That year, led Red Sox farmhands with 90 R, 87 BB, and a .430 OBP (min. 250 AB).
- In 2012, at the time of his promotion to Double-A Portland on 6/21, was leading all full-season minor leaguers with a .480 OBP...Following the season, ranked by *Baseball America* as having the best strike zone discipline in the Red Sox' system.
- In 2012, rated in *Baseball America's* Best Tools Survey as the Carolina League's most exciting player, best defensive OF, best batting prospect, and best base runner, as well as having the league's best OF arm and best strike zone judgment.

LONGEST HITTING STREAKS, RED SOX HISTORY

Player (Year)	G	Stats
Dom DiMaggio (1949)	34	51-for-145, 3 HR
Nomar Garciaparra (1997)	30	54-for-141, 9 HR
Tris Speaker (1912)	30	53-for-125, 2 HR
Jackie Bradley Jr. (2016)	29	44-for-106, 8 HR
Johnny Damon (2005)	29	46-for-132, 3 HR

NEW KID IN TOWN

- Jackie broke spring training with the big league club in 2013, becoming just the 2nd Sox farmhand since 1981 to make an Opening Day roster without Triple-A experience (Hillenbrand, 2001).
- Bradley made his ML debut with a start in LF on Opening Day 2013, 4/1 at NYY...At 22 years old, he was the youngest Sox OF to start on Opening Day since a 21-year-old Dwight Evans in 1973 (RF) and the club's youngest Opening Day LF since Carl Yastrzemski in 1962 (22 years old).
- Bradley was the 1st Red Sox player to make his ML debut with an Opening Day start since Shea Hillenbrand in 2001.

2019 Highlights

- Hit .225 (111-for-494) with 21 HR and 62 RBI over 147 games for the Red Sox.
- Was batting .144 at the end of play on 5/19, but in 109 games from 5/20 through the end of the season he hit .252 with an .846 OPS (93-for-369, 21 HR, 24 2B).
- Led AL center fielders in assists (10) and double plays (3).
- Earned MLB Network's 2019 Play of the Year for robbing Trey Mancini of a HR in the 11th inning on 5/8/19 at Camden Yards...The HR would have ended the game, but the Sox went on to win in 12 innings, 2-1.
- Became the 5th Red Sox CF to hit 20+ HR in a season multiple times, joining Reggie Smith (4), Tony Armas (3), Fred Lynn (3), and Ellis Burks (2).
- Homered in consecutive games 5 times: 5/20-21, 6/13-14, 8/12-13, 8/20-21, and 9/17-18.
- On 8/27 at COL, hit a HR with an estimated distance of 478 feet...Is the longest HR by a Red Sox in the Statcast Era (2015-present), breaking the previous mark of 469 feet (Hanley Ramirez on 4/29/17 vs. CHC).
- In 17 games vs. NYY, hit .370/.424/.648/1.072 (20-for-54, 10 R, 4 2B, 3B, 3 HR, 7 RBI, HBP, 4 BB).
- His AVG, SLG, and OPS vs. NYY in 2019 were the highest of his career vs. a single opponent (min. 50 PA), while his OBP was his 2nd-highest.

BRADLEY BECOMES YOUNGEST MAJOR LEAGUER EVER WITH 5 XBH IN A GAME

Bradley set a Red Sox franchise record and tied the MLB record (11th time) with 5 XBH on 8/15/15 vs. SEA (5-for-6, 5 R, 3 2B, 2 HR, 7 RBI)...At 25 years and 118 days old, he was the youngest major leaguer ever with 5 XBH in a game (since surpassed)...The only other player 25 or younger with 5 XBH in a game was Larry Twitchell (25 years, 178 days), who accomplished the feat exactly 126 years prior on 8/15/1889 (source: Elias)...Bradley was just the 3rd player in 100 years with at least 5 XBH, 5 R, and 7 RBI in a game, along with Shawn Green for the Dodgers (5/23/02 at MIL) and Joe Adcock for the Braves (7/31/54 at BRO).

MOST ASSISTS AS A CENTER FIELDER IN 2019 (AL)		
Rk.	Player	Assists
1.	Jackie Bradley Jr.	10
T2.	Leury Garcia	8
T2.	Ramon Laureano	8
4.	Kevin Kiermaier	6

MOST DOUBLE PLAYS AS A CENTER FIELDER IN 2019 (AL)		
Rk.	Player	DP
1.	Jackie Bradley Jr.	3
T2.	Byron Buxton	2
T2.	Bubba Starling	2
T2.	Mike Trout	2

PLAYERS WITH 20+ HR AND 10+ OUTFIELD ASSISTS IN 2019		
Player	HR	A
Cody Bellinger	47	10
Ronald Acuña Jr.	41	10
Bryce Harper	35	13
Hunter Renfroe	33	13
Mookie Betts	29	10
Ramon Laureano	24	10
Jackie Bradley Jr.	21	10

2019 Season Timeline

- 🔴 Made his 5th Opening Day start (2013, '16-19).
- 🔴 Robbed Trey Mancini of a HR in the 11th inning on 5/8 at Camden Yards, earning MLB's Play of the Week...The HR would have ended the game, but the Sox went on to win in 12 innings, 2-1.
- 🔴 Recorded at least 1 XBH in a career-best 5 straight games from 5/20-24 (2 2B, 3 HR).
- 🔴 In 38 games from 5/20-7/2, hit .328/.423/.634/1.057 (44-for-138, 12 2B, 3B, 9 HR, 22 RBI)...Among AL players with 100+ PA during that time, ranked 6th in OPS, 9th in AVG, and 10th in SLG.
- 🔴 On 7/20 at BAL, set season highs in HR (2) and RBI (6)...His 6 RBI marked his most since 5/11/16 vs. OAK (6).
- 🔴 In 38 games from 8/12 through the end of 2019, slugged .551 (29-for-118, 7 2B, 3B, 9 HR).
- 🔴 On 8/13 at CLE, broke a 6-6 tie with a solo HR in the 10th inning, giving the Sox a 7-6 win...Was his first career go-ahead HR in the 9th inning or later.
- 🔴 On 8/27 at COL, hit a HR with an estimated distance of 478 feet, MLB's 10th-longest HR of 2019.
- 🔴 Had 1+ RBI in 4 straight games from 9/23-26 (6 RBI).

Personal

- 🔴 Full name is Jackie Bradley Jr.
- 🔴 Signed by Quincy Boyd (Red Sox).
- 🔴 Is a distant relative of NBA legend Michael Jordan...Jordan's grandfather and Jackie's great-great-grandmother were siblings.
- 🔴 Led University of South Carolina to the 2010 National Championship with a .368 AVG...Named Most Outstanding Player at the College World Series.
- 🔴 Played for Hyannis of the Cape Cod League in 2009 and for USA Baseball's Collegiate National Team in 2010.
- 🔴 Graduated from Prince George (VA) High School.

In the Community

- 🔴 Has consistently been one of the team's most active members in the community.
- 🔴 Earned the Red Sox' 2019 Tim Wakefield Community Relations Award, given annually to a Red Sox player who has given the most to the community.
- 🔴 Has served as captain of the Red Sox Scholars program since 2016...Has taken part in a Red Sox Scholars shopping spree at Target in each of the last 3 Augusts, and participated in countless meet-and-greets with Red Sox Scholars students.
- 🔴 Named the BoSox Club's 2017 Man of the Year...The award recognizes not only success on the field, but also cooperation and efforts in community endeavors.
- 🔴 Has taken part in meet-and-greet events for several programs and organizations, including the Jimmy Fund, Sunshine Kids, Boys & Girls Clubs, and various families.
- 🔴 Has visited with patients at several local hospitals.
- 🔴 Has also been a regular participant in the Fort Myers "Day of Service" during spring training, including in 2019 when he visited students at Treeline Elementary School.
- 🔴 Has spoken to children at Red Sox Kids Camps and at The BASE program at Fenway Park and in Roxbury, MA.
- 🔴 Is a regular attendee at Red Sox Foundation events and in the Red Sox Destinations program, interacting with fans as part of a VIP experience.
- 🔴 On 4/12/19, visited students at Charlestown High School as part of One Boston Day.
- 🔴 On 1/31/18, spoke to middle school students at Thayer Academy in Braintree, MA, as part of a tribute to Jackie Robinson's life on what would have been his 99th birthday.
- 🔴 On 10/1/18, visited Boston Green Academy in Brighton, MA, and surprised a 7th-grade student with ALDS tickets, in partnership with MLB.
- 🔴 Interacted with fans at Red Sox Winter Weekend in January 2016, '17, '18, and '20, signing autographs, posing for pictures, and taking part in panel discussions.
- 🔴 Attended a Jimmy Fund Rally Against Cancer event at Fisher School in Walpole, MA, in 2017.
- 🔴 In April 2016, spent time with 2 children—Liam and Tyler—as part of the Kids Wish Network.
- 🔴 In 2014, visited with patients at Walter Reed Medical Center and attended the Jackie Robinson RBI clinic in NY.
- 🔴 Spent time with Jimmy Fund and Boston Children's Hospital patients during the 2013 Red Sox Rookie Development Program.

Jackie Bradley Jr.

Jackie Bradley Jr., Continued

Jackie Bradley Jr.'s Career Record

YEAR	CLUB	AVG	G	AB	R	H	2B	3B	HR	RBI	SH	SF	HB	BB	SO	SB	CS	OBP	SLG	OPS
2011	Lowell	.190	6	21	5	4	0	0	0	0	0	0	0	4	5	0	2	.320	.190	.510
	Greenville	.333	4	15	2	5	1	0	1	3	0	0	0	0	3	0	0	.333	.600	.933
2012	Salem	.359	67	234	53	84	26	2	3	34	0	8	10	52	40	16	6	.480	.526	1.006
	Portland	.271	61	229	37	62	16	2	6	29	0	3	4	35	49	8	3	.373	.437	.810
2013	BOSTON	.189	37	95	18	18	5	0	3	10	0	0	2	10	31	2	0	.280	.337	.617
	Pawtucket	.275	80	320	57	88	26	3	10	35	2	1	10	41	75	7	7	.374	.469	.843
2014	BOSTON	.198	127	384	45	76	19	2	1	30	1	2	5	31	121	8	0	.265	.266	.531
	Pawtucket	.212	14	66	6	14	1	0	1	5	0	0	0	3	18	0	1	.246	.273	.519
2015	Pawtucket	.305	71	282	38	86	18	1	9	29	1	0	5	30	44	4	4	.382	.472	.854
	BOSTON	.249	74	221	43	55	17	4	10	43	1	3	3	27	69	3	0	.335	.498	.833
2016	BOSTON	.267	156	558	94	149	30	7	26	87	0	5	10	63	143	9	2	.349	.486	.835
	BOSTON	.245	133	482	58	118	19	3	17	63	0	2	9	48	124	8	3	.323	.402	.725
2017	Pawtucket	.200	2	5	1	1	0	0	1	1	0	0	0	2	2	0	0	.429	.800	1.229
	BOSTON	.234	144	474	76	111	33	4	13	59	0	4	11	46	137	17	1	.314	.403	.717
2019	BOSTON	.225	147	494	69	111	28	3	21	62	3	2	12	56	155	8	6	.317	.421	.738
Major League Totals		.236	818	2708	403	638	151	23	91	354	5	18	52	281	780	55	12	.317	.409	.727
Minor League Totals		.294	305	1172	199	344	88	8	31	136	3	12	29	167	236	35	23	.391	.462	.853

2011 Signed by the Boston Red Sox as a supplemental-round selection (40th overall) in the June Draft

2017 On disabled list with a right knee sprain, 4/9-20

On disabled list with a sprained left thumb, 8/23-9/1

Postseason Record

AVG	G	AB	R	H	2B	3B	HR	RBI	SH	SF	HB	BB	SO	SB	CS	OBP	SLG	OPS
.185	21	65	7	12	2	0	4	15	0	0	2	9	22	1	2	.303	.400	.703

Division Series Record

YEAR	CLUB	AVG	G	AB	R	H	2B	3B	HR	RBI	SH	SF	HB	BB	SO	SB	CS	OBP	SLG	OPS
2016	BOS vs. CLE	.100	3	10	0	1	0	0	0	0	0	0	1	0	7	0	0	.182	.100	.282
2017	BOS vs. HOU	.200	4	15	1	3	0	0	1	5	0	0	0	0	6	0	0	.200	.400	.600
2018	BOS vs. NYY	.167	4	12	2	2	1	0	0	0	0	0	0	3	3	1	0	.333	.250	.583
Division Series Totals		.162	11	37	3	6	1	0	1	5	0	0	1	3	16	1	0	.244	.270	.514

League Championship Series Record

YEAR	CLUB	AVG	G	AB	R	H	2B	3B	HR	RBI	SH	SF	HB	BB	SO	SB	CS	OBP	SLG	OPS
2018	BOS vs. HOU	.200	5	15	3	3	1	0	2	9	0	0	1	4	3	0	1	.400	.667	1.067

World Series Record

YEAR	CLUB	AVG	G	AB	R	H	2B	3B	HR	RBI	SH	SF	HB	BB	SO	SB	CS	OBP	SLG	OPS
2018	BOS vs. LAD	.231	5	13	1	3	0	0	1	1	0	0	0	2	3	0	1	.333	.462	.795

All-Star Game Record

YEAR	CLUB	AVG	G	AB	R	H	2B	3B	HR	RBI	SH	SF	HB	BB	SO	SB	CS	OBP	SLG	OPS
2016	AL at SD	1.000	1	2	0	2	0	0	0	0	0	0	0	0	0	0	0	1.000	1.000	2.000

Career Fielding Record

POS	PCT.	G	GS	PO	A	E	TC	DP
OF	.989	808	764	1816	56	20	1892	20

Career Single-Game Highs

HITS: 5, 8/15/15 vs. SEA; **DOUBLES:** 3, 8/15/15 vs. SEA; **HOME RUNS:** 2, 4x, last 7/20/19 at BAL; **RBI:** 7, 8/15/15 vs. SEA; **RUNS SCORED:** 5, 8/15/15 vs. SEA; **WALKS:** 3, 5x, last 6/24/19 vs. CWS; **STRIKEOUTS:** 4, 4x, last 9/22/18 at CLE; **STOLEN BASES:** 1, 55x, last 9/23/19 at TB; **HITTING STREAK:** 29, 4/24-5/25/16; **EJECTIONS:** None

Home Run Notes

MULTI-HOME RUN GAMES (4); 2-HOME RUN GAMES (4): 8/15/15 vs. SEA; 5/11/16 vs. OAK; 8/11/18 at BAL; 7/20/19 at BAL; **LEADOFF HOME RUNS (0); GRAND SLAMS (1):** 5/9/16 vs. OAK off John Axford; **PINCH-HIT HOME RUNS (0); EXTRA-INNING HOME RUNS (2):** 8/7/18 at TOR off Ken Giles (10th); 8/13/19 at CLE off Nick Wittgren (10th); **GAME-ENDING HOME RUNS (0); INSIDE-THE-PARK HOME RUNS (0)**

Major League Firsts

GAME: 4/1/13 at NYY (started in LF); **HIT:** 4/3/13 at NYY off Cody Eppley (single, 3rd inning); **HOME RUN:** 6/4/13 vs. TEX off Justin Grimm (2-run, 2nd inning); **GAME-ENDING RBI:** N/A

70 RYAN BRASIER

RHP



Bats: Right • **Throws:** Right • **Height:** 6-0 • **Weight:** 227

Opening Day Age: 32 • **MLB Service:** 2 years, 109 days

Born: 8/26/1987 in Wichita Falls, TX

Resides: Wichita Falls, TX

Acquired: Signed as a minor league free agent on 3/2/2018

Contract Status: Signed through 2020

The Rundown

🔥 Enters his 14th professional season, his 3rd in the Red Sox organization.

🔥 Had Tommy John surgery on 6/10/14 and went nearly 5 years between ML pitching appearances, from 9/27/13 with LAA to 7/9/18 with BOS.

🔥 Earned the Red Sox' 2018 Lou Gorman Award, given to a minor league player who has demonstrated dedication and perseverance in overcoming obstacles while working his way to the ML team.

🔥 Helped the Sox win the 2018 World Series...From the date he was first selected to the ML roster (7/8/18) through the end of the 2018 Postseason, appeared in 43 of the club's 86 games (50%) and had a 1.49 ERA (7 ER/42.1 IP).

🔥 Signed by the Angels as a 6th-round selection in the 2007 June Draft and spent his first 8 years in the LAA organization (2007-14)...Also pitched in the A's system (2015-16) and for Hiroshima in NPB (2017).

🔥 He and his wife, Shaina, have 2 children, Kolten and Avery.

Additional Career Highlights

🔥 Among pitchers who faced at least 120 batters in 2018, ranked 2nd in WHIP (0.77), 4th in ERA (1.60), 5th in opponent OPS (.482), and 9th in opponent AVG (.171).

🔥 Appeared in 9 of the Red Sox' 14 Postseason games in 2018, allowing only 1 run (1.04 ERA) while holding opponents to a .219 AVG (7-for-32)...Gave up 0 runs in 3 ALDS games vs. NYY and in 4 ALCS games vs. HOU.

🔥 Made his ML debut in 2013 for the Angels, appearing in 7 games that season.

🔥 Signed with OAK as a minor league free agent on 7/7/15 while recovering from Tommy John surgery...Returned to pitching in rehab games in August and was reinstated from the disabled list on 9/1/15.

🔥 Was a spring training non-roster invitee with the A's in 2016 and spent the entire season in their minor league system.

🔥 Helped the Hiroshima Carp win the Japan Central League pennant in 2017, making 26 relief appearances.

🔥 Named a mid-season All-Star in 2008 (Midwest League), 2011 (Texas League), and 2018 (International League).

🔥 Threw a 9.0-inning no-hitter for Double-A Arkansas on 4/29/10 vs. Tulsa (2 BB, 3 SO)...Named Texas League Pitcher of the Week on 5/3.

🔥 Pitched for Hermosillo in the Mexican Pacific Winter League following the 2012 season, and for Mesa in the Arizona Fall League after the 2010 season.

FIRST IMPRESSION

After pitching in Japan in 2017, Ryan was signed by the Red Sox as a minor league free agent on 3/2/18. He took on the role of closer for the Red Sox in spring training and for Triple-A Pawtucket in the regular season, earning an International League All-Star selection. After allowing 0 ER in 22.0 consecutive innings for the PawSox, he was promoted to the big league club on 7/8 and remained with BOS for the remainder of the season, helping the Red Sox win the 2018 World Series.

2019 Highlights

🔥 Made his 1st career Opening Day roster.

🔥 In his 1st full ML season, set career highs in innings (55.2), appearances (62), and strikeouts (61).

🔥 Was 1 of 4 BOS relievers to appear in 60+ games (also Matt Barnes, Marcus Walden, and Brandon Workman).

🔥 Averaged 9.86 SO/9.0 IP.

🔥 Recorded a career-high 7 saves.

🔥 Held right-handers to a .608 OPS (28-for-121, 6 XBH).

🔥 Also appeared in 10 games for Triple-A Pawtucket, allowing 1 run in 9.1 IP (0.96 ERA) with 13 SO and 1 BB.

2019 Season Timeline

🔥 Began the year with 5 straight scoreless appearances from 3/31-4/7 (5.0 IP).

🔥 In his first 18 outings of the season (through 5/11), struck out 16 batters and walked only 2 in 16.2 IP.

🔥 Posted a 1.32 ERA (2 ER/13.2 IP) with 6 saves in 7 chances over his first 14 appearances of the year (3/31-4/29)...Posted a 0.80 WHIP in that span (12 SO, 2 BB).

🔥 Earned the 1st save of his ML career on 4/3 at OAK.

🔥 Recorded all 3 saves for the Sox in their 3-game series sweep from 4/19-21 at TB, to become the 1st BOS pitcher with 3 saves in a 3-game sweep since Jonathan Papelbon in 2006 (7/17-19 vs. KC).

🔥 Was on the bereavement list from 6/11-16...Made 6 straight scoreless appearances after being reinstated.

🔥 Was optioned to Triple-A Pawtucket on 7/16...Recalled by BOS on 8/17 following 8 straight scoreless outings (8.0 IP) for the PawSox.

🔥 Posted a 1.29 ERA (1 ER/7.0 IP) over his first 7 outings following his recall.

🔥 Ended the season with 8 straight scoreless appearances (7.0 IP) beginning on 9/10.

🔥 Made his 100th ML appearance on 9/20 at TB.

Ryan Brasier, Continued

Personal

- 🔥 Full name is Ryan David Brasier.
- 🔥 Originally signed by Arnold Brathwaite (Angels).
- 🔥 Attended Weatherford Community College (TX) during the 2006-07 academic year.
- 🔥 Graduated from Wichita Falls (TX) Rider High School.

In the Community

- 🔥 Attended Red Sox Winter Weekend in January 2019 and 2020, signing autographs, posing for pictures with fans, and taking part in other events and clinics.
- 🔥 Visited patients at Walter Reed Medical Center in Washington, DC, in May 2019.
- 🔥 In his debut season with BOS in 2018, interacted with fans as part of Picnic in the Park in August, an event that benefits the Red Sox Foundation...Also attended a luncheon to benefit the BoSox Club.

Ryan Brasier's Career Record

YEAR	CLUB	W-L	ERA	G-GS	CG-SHO	SV	IP	H	R	ER	HR	HB	BB	SO	SO/9	WHIP	AVG
2007	Orem	1-2	2.08	26-0	0-0	9	30.1	22	9	7	2	5	7	26	7.71	0.96	.212
2008	Cedar Rapids	1-3	1.59	23-0	0-0	9	28.1	22	8	5	0	1	14	24	7.62	1.27	.210
	AZL Angels	1-0	3.86	4-0	0-0	1	4.2	3	2	2	0	0	1	2	3.86	0.86	.188
	Rancho Cucamonga	0-0	2.70	3-0	0-0	1	3.1	3	1	1	0	0	2	0	0.00	1.50	.300
2009	Arkansas	2-1	5.56	8-0	0-0	2	11.1	13	8	7	1	0	7	6	4.76	1.76	.283
	Rancho Cucamonga	5-4	5.23	27-14	0-0	0	98.0	103	63	57	17	1	32	93	8.54	1.38	.270
2010	Arkansas	7-12	5.07	28-23	1-1	0	142.0	127	89	80	28	4	68	94	5.96	1.37	.242
2011	Arkansas	0-1	0.71	25-0	0-0	16	25.1	18	3	2	1	0	14	26	9.24	1.26	.198
	Salt Lake	2-1	5.00	25-0	0-0	3	27.0	26	16	15	2	0	9	26	8.67	1.30	.257
2012	Salt Lake	7-3	4.37	55-0	0-0	13	59.2	66	30	29	1	1	24	54	8.15	1.51	.286
2013	LOS ANGELES-AL	0-0	2.00	7-0	0-0	0	9.0	7	2	2	1	0	4	7	7.00	1.22	.233
2015	Salt Lake	5-2	4.13	38-0	0-0	10	56.2	69	31	26	6	0	16	57	9.05	1.50	.295
	AZL Athletics	1-1	3.60	4-1	0-0	0	5.0	5	2	2	0	0	1	4	7.20	1.20	.250
2016	Nashville	0-0	0.00	2-0	0-0	0	2.0	0	0	0	0	0	0	3	13.50	0.00	.000
	Nashville	5-3	3.56	46-0	0-0	1	60.2	50	25	24	6	1	19	70	10.38	1.14	.226
2017	Hiroshima (Japan)	2-1	3.00	26-0	0-0	1	30.0	32	13	10	3	0	8	19	5.70	1.33	.258
2018	Pawtucket	2-5	1.34	34-0	0-0	13	40.1	29	10	6	1	1	8	40	8.93	0.92	.215
	BOSTON	2-0	1.60	34-0	0-0	0	33.2	19	6	6	2	0	7	29	7.75	0.77	.171
2019	BOSTON	2-4	4.85	62-0	0-0	7	55.2	51	33	30	9	3	21	61	9.86	1.29	.238
	Pawtucket	2-0	0.96	10-0	0-0	0	9.1	6	1	1	1	2	1	13	12.54	0.75	.182
Major League Totals		4-4	3.48	103-0	0-0	7	98.1	77	41	38	12	3	32	97	8.88	1.11	.217
Minor League Totals		41-38	3.93	358-38	1-1	78	604.0	562	298	264	66	16	223	538	8.02	1.30	.249
Red Sox Totals		4-4	3.63	96-0	0-0	7	89.1	70	39	36	11	3	28	90	9.07	1.10	.215
Japan Totals		2-1	3.00	26-0	0-0	1	30.0	32	13	10	3	0	8	19	5.70	1.33	.258

- 2007 Signed by the Los Angeles Angels as a 6th-round selection in the June Draft
- 2014 On disabled list with a strained right forearm, 3/21 through remainder of season
- 2015 Signed by the Oakland Athletics as a minor league free agent, 7/7
- 2016 Signed by the Hiroshima Toyo Carp of the Nippon Professional Baseball League, 12/18
- 2018 Signed by the Boston Red Sox as a minor league free agent, 3/2

Postseason Record

W-L	ERA	G-GS	CG-SHO	SV	IP	H	R	ER	HR	HB	BB	SO	SO/9	WHIP	AVG
0-0	1.04	9-0	0-0	0	8.2	7	1	1	0	1	5	7	7.27	1.38	.219

Division Series Record

YEAR	CLUB	W-L	ERA	G-GS	CG-SHO	SV	IP	H	R	ER	HR	HB	BB	SO	SO/9	WHIP	AVG
2018	BOS vs. NYY	0-0	0.00	3-0	0-0	0	2.1	1	0	0	0	0	2	4	15.43	1.29	.111

League Championship Series Record

YEAR	CLUB	W-L	ERA	G-GS	CG-SHO	SV	IP	H	R	ER	HR	HB	BB	SO	SO/9	WHIP	AVG
2018	BOS vs. HOU	0-0	0.00	4-0	0-0	0	4.2	3	0	0	0	1	2	2	3.86	1.07	.188

World Series Record

YEAR	CLUB	W-L	ERA	G-GS	CG-SHO	SV	IP	H	R	ER	HR	HB	BB	SO	SO/9	WHIP	AVG
2018	BOS vs. LAD	0-0	5.40	2-0	0-0	0	1.2	3	1	1	0	0	1	1	5.40	2.40	.429

Career Single-Game Highs

INNINGS: 2.0, 4x, last 7/13/18 vs. TOR; **STRIKEOUTS:** 3, 3x, last 9/17/19 vs. SF; **HITS:** 5, 8/31/19 at LAA; **RUNS:** 6, 8/31/19 at LAA; **WALKS:** 2, 6x, last 8/30/19 at LAA; **HOME RUNS:** 2, 5/28/19 vs. CLE; **SCORELESS INNINGS STREAK:** 9.0, 8/5-25/18

Major League Firsts

APPEARANCE: 5/2/13 vs. BAL (1.0 IP, entered to start 9th inning); **STRIKEOUT:** 5/2/13 vs. BAL (Ryan Flaherty, swinging); **WIN:** 8/30/18 at CWS (1.0 IP); **SAVE:** 4/3/19 at OAK (1.0 IP)

2020 Red Sox

48 COLTEN BREWER

RHP



Bats: Right • **Throws:** Right • **Height:** 6-4 • **Weight:** 222
Opening Day Age: 27 • **MLB Service:** 1 year, 44 days
Born: 10/29/1992 in Dallas, TX
Resides: Canton, TX
Acquired: From San Diego in exchange for minor league INF Esteban Quiroz on 11/20/2018
Contract Status: Signed through 2020

Career Highlights

- Enters his 10th professional season, his 2nd in the Red Sox organization.
- Originally selected by PIT in the 2011 June Draft... Was part of the PIT (2011-16), NYY (2017), and SD (2018) organizations before joining the Red Sox.
- Made his ML debut with the Padres in 2018 and his 1st career Opening Day roster in 2019 with the Red Sox.
- Has pitched only in relief since the start of 2017, after beginning his career as a starting pitcher.
- Is 19-for-22 in career save opportunities, all at the minor league level.
- Entered 2019 ranked by *Baseball America* as the No. 15 prospect in the Red Sox organization.
- Missed parts of the 2011-14 seasons due to a left lumbar spine strain (2011), right shoulder tendinitis (2012), and a right lower leg stress reaction (2013-14).

2019 Highlights

- Made his 1st career Opening Day roster in his debut season in the Red Sox organization.
- Appeared in a career-high 58 games over 3 stints with BOS...Also appeared in 9 games for Triple-A Pawtucket.
- Of his 58 appearances for BOS, 43 were scoreless (74%).
- Stranded 26 of his team-leading 38 inherited runners (68.4%; T-16th in AL).
- Posted a 2.84 ERA (10 ER/31.2 IP) over his final 37 appearances (beginning on 6/6) after having a 5.87 ERA (15 ER/23.0 IP) over his first 21 games through 5/29.
- Made 12 appearances on 0 days rest and allowed 0 runs in those games (11.0 IP).

2019 Season Timeline

- Made his Red Sox debut on 3/29 at SEA, throwing a scoreless inning in the Sox' 1st win of the season.
- Earned his 1st win as a Red Sox on 6/6 at KC.
- From 6/8 through the end of the season, held opponents to a .191 AVG (9-for-47) with RISP.
- Posted a 0.73 ERA (1 ER/12.1 IP) over 12 appearances in the month of June...Included a career-best 7.0-inning scoreless streak from 6/9-21.

MOST PITCHING APPEARANCES BY A.L. ROOKIES IN 2019

Rk.	Pitcher	Club	G
1.	Ty Buttrey	LAA	72
2.	Marcus Walden	BOS	70
T3.	Scott Barlow	KC	61
T3.	Ryne Harper	MIN	61
5.	Colten Brewer	BOS	58
6.	Josh Taylor	BOS	52

BREWER VS. POSTSEASON TEAMS IN 2019

Opponent	G	IP	ER
HOU	2	5.0	1
LAD	2	2.0	0
MIN	3	3.0	0
NYG	8	5.0	2
OAK	3	3.2	0
TB	9	7.1	1
Totals:	27 G,	1.38 ERA	(4 ER/26.0 IP)

- Appeared in both games of the London Series vs. NYY from 6/29-30...Pitched 0.2 scoreless innings in each game.
- Ended the year with 8 straight scoreless appearances beginning on 9/9 (5.0 IP, 3 H, 1 BB, 8 SO).

Personal

- Full name is Colten Bradley Brewer.
- Signed by Mike Leuzinger (Pirates).
- Graduated from Canton (TX) High School, where he played baseball and football.

In the Community

- Attended Red Sox Winter Weekend in January 2020, posing for photographs with fans and playing schoolyard games against teammates and fans.

Colten Brewer, Continued

Colten Brewer's Career Record

YEAR	CLUB	W-L	ERA	G-GS	CG-SHO	SV	IP	H	R	ER	HR	HB	BB	SO	SO/9	WHIP	AVG
2011							Did Not Pitch										
2012	GCL Pirates	1-3	3.24	8-6	0-0	0	25.0	24	12	9	3	2	9	18	6.48	1.32	.250
2013	Jamestown	2-0	3.29	3-3	0-0	0	13.2	16	6	5	1	2	5	6	3.95	1.54	.296
2014							Did Not Pitch										
2015	West Virginia	5-9	4.90	22-22	0-0	0	119.1	118	70	65	9	10	37	99	7.47	1.30	.258
2016	Bradenton	3-7	4.09	18-13	0-0	2	70.1	82	45	32	5	5	27	66	8.45	1.55	.285
2017	Tampa	0-0	0.00	6-0	0-0	2	9.1	3	0	0	0	1	1	15	14.46	0.43	.091
	Trenton	3-1	1.31	29-0	0-0	11	41.1	37	10	6	0	1	11	43	9.36	1.16	.231
	Scranton/WB	0-0	11.70	6-0	0-0	1	10.0	17	16	13	2	1	4	11	9.90	2.10	.347
2018	El Paso	3-4	3.75	37-0	0-0	3	48.0	40	24	20	3	1	15	63	11.81	1.15	.229
	SAN DIEGO	1-0	5.59	11-0	0-0	0	9.2	15	10	6	0	0	7	10	9.31	2.27	.357
2019	BOSTON	1-2	4.12	58-0	0-0	0	54.2	59	26	25	6	2	34	52	8.56	1.70	.277
	Pawtucket	2-3	4.91	9-0	0-0	0	11.0	14	9	6	2	2	7	10	8.18	1.91	.304
	Major League Totals	2-2	4.34	69-0	0-0	0	64.1	74	36	31	6	2	41	62	8.67	1.79	.290
	Minor League Totals	19-27	4.03	138-44	0-0	19	348.0	351	192	156	25	25	116	331	8.56	1.34	.258
	Red Sox Totals	1-2	4.12	58-0	0-0	0	54.2	59	26	25	6	2	34	52	8.56	1.70	.277

- 2011 Signed by the Pittsburgh Pirates as a 4th-round selection in the June Draft
- 2016 Selected by the New York Yankees in the 2nd round of the Triple-A phase of the Rule 5 Draft, 12/8
- 2017 Signed by the San Diego Padres as a free agent, 11/21
- 2018 On disabled list with a strained left oblique, 7/23-8/27
- Acquired by the Boston Red Sox in exchange for minor league INF Esteban Quiroz, 11/20

Career Single-Game Highs

INNINGS: 2.2, 5/18/19 vs. HOU; **STRIKEOUTS:** 3, 3/31/19 at SEA; **HITS:** 5, 5/25/19 at HOU; **RUNS:** 4, 3x, last 4/13/19 vs. BAL; **WALKS:** 2, 7x, last 7/13/19 vs. LAD; **HOME RUNS:** 2, 7/4/19 at TOR; **WINNING STREAK:** 1, 6/6/19-present; **EJECTIONS:** None; **SCORELESS INNINGS STREAK:** 7.0, 6/9-21/19

Major League Firsts

APPEARANCE: 4/12/18 vs. SF (0.2 IP, entered to start 6th inning); **STRIKEOUT:** 4/12/18 vs. SF (Chris Stratton, fouled bunt); **WIN:** 9/28/18 vs. ARI (2.0 IP); **SAVE:** N/A

31 AUSTIN BRICE

RHP



Bats: Right • **Throws:** Right • **Height:** 6-4 • **Weight:** 238
Opening Day Age: 27 • **MLB Service:** 2 years, 101 days
Born: 6/19/1992 in Hong Kong, China
Resides: Chapel Hill, NC
Acquired: From Miami in exchange for minor league SS Angeudis Santos on 1/10/2020
Contract Status: Signed through 2020

The Rundown

- 🔥 Entering his 11th professional season, his 1st in the Red Sox organization.
- 🔥 Originally selected by the Marlins in the 9th round of the 2010 June Draft...Made his ML debut with MIA in 2016.
- 🔥 Was the first player born in Hong Kong to play in MLB...Would become the first player born in China to appear in a game for the Red Sox.
- 🔥 Has pitched in the majors in each of the last 4 seasons with MIA (2016, '19) and CIN (2017-18)...Made Opening Day rosters in 2018 and 2019.
- 🔥 Each of his 106 ML appearances has come in relief.
- 🔥 Held opponents to a .173 AVG (9-for-52) during his ML appearances in 2016.
- 🔥 Following the 2015 season, made 11 appearances for Mesa of the Arizona Fall League.
- 🔥 He and his wife, Krystin, have a son, Bear.

Minor League Career Highlights

- 🔥 Named a Southern League mid-season All-Star for Double-A Jacksonville in 2016.
- 🔥 Named Southern League Pitcher of the Week in April 2016 (4/10-16) for Jacksonville.
- 🔥 Led Single-A Greensboro in strikeouts in 2012 (122) and 2013 (111).
- 🔥 Named South Atlantic League Pitcher of the Week in June 2013 (6/17-23)...Tossed 5.0 hitless IP in his lone start during that span (2 BB, 7 SO).

2019 Highlights

- 🔥 Spent the majority of the season with MIA.
- 🔥 Set career highs in appearances (36), IP (44.2), and SO (46)...Also had a career-best 3.43 ERA (17 ER/44.2 IP).
- 🔥 Among Marlins pitchers with at least 40.0 IP, held the 2nd-lowest ERA (Jarlin Garcia-3.02).
- 🔥 Held opposing RHH to a .192 AVG (20-for-104).
- 🔥 Had an 11.2-inning scoreless streak from 6/19-7/13 that spanned 10 appearances...During that span, recorded 11.57 SO/9.0 IP while posting a 0.51 WHIP.
- 🔥 Began the season with MIA...Placed on the IL with gastroenteritis (4/16-5/2) after making 6 appearances.
- 🔥 Posted a 1.88 ERA (8 ER/38.1 IP), .189 opponent AVG (27-for-143), and a 1.07 WHIP in 29 appearances from the beginning of the season through 7/13.
- 🔥 Was on the IL from 7/16-8/7 with a right flexor forearm strain and from 8/27-9/30 with a right forearm strain.

Personal

- 🔥 Full name is Austin Robert Brice.
- 🔥 Signed by Joe Matthews (Marlins).
- 🔥 Attended Northwood High School in Pittsboro, NC...Batted .442 (34-for-77) with 5 HR and 32 RBI in 25 games as a senior, primarily playing shortstop.

Austin Brice, Continued

Austin Brice's Career Record

YEAR	CLUB	W-L	ERA	G-GS	CG-SHO	SV	IP	H	R	ER	HR	HB	BB	SO	SO/9	WHIP	AVG
2010	GCL Marlins	0-1	4.32	6-0	0-0	0	8.1	7	6	4	0	2	7	8	8.64	1.68	.219
2011	GCL Marlins	6-0	2.96	11-9	0-0	0	48.2	32	20	16	2	6	33	55	10.17	1.34	.189
2012	Greensboro	8-6	4.35	25-19	0-0	3	109.2	96	63	53	13	7	68	122	10.01	1.50	.237
2013	Greensboro	8-11	5.73	26-23	0-0	0	113.0	118	84	72	11	14	82	111	8.84	1.77	.268
2014	Jupiter	8-9	3.60	25-24	0-0	0	127.1	114	66	51	5	13	55	109	7.70	1.33	.241
2015	Jacksonville	6-9	4.67	25-25	0-0	0	125.1	114	74	65	11	12	69	127	9.12	1.46	.245
2016	Jacksonville	4-7	2.89	27-13	0-0	2	93.1	79	39	30	5	7	29	79	7.62	1.16	.231
	MIAMI	0-1	7.07	15-0	0-0	0	14.0	9	12	11	2	2	5	14	9.00	1.00	.173
	New Orleans	0-0	1.04	5-0	0-0	2	8.2	3	1	1	1	0	1	10	10.38	0.46	.111
2017	Pensacola	1-0	0.00	3-0	0-0	0	3.0	1	0	0	0	2	1	3	9.00	0.67	.100
	Louisville	1-2	3.80	15-0	0-0	1	21.1	23	10	9	0	1	9	21	8.86	1.50	.280
	CINCINNATI	0-0	4.96	22-0	0-0	0	32.2	33	18	18	6	3	7	26	7.16	1.22	.264
2018	CINCINNATI	2-3	5.79	33-0	0-0	0	37.1	39	26	24	9	3	13	32	7.71	1.39	.271
	Louisville	3-1	2.31	17-0	0-0	1	23.1	18	6	6	2	0	7	24	9.26	1.07	.225
2019	MIAMI	1-0	3.43	36-0	0-0	0	44.2	37	21	17	7	7	18	46	9.27	1.23	.214
	Jupiter	0-0	1.59	4-1	0-0	0	5.2	3	1	1	0	1	0	9	14.29	0.53	.158
	Major League Totals	3-4	4.90	106-0	0-0	0	128.2	118	77	70	24	15	43	118	8.25	1.25	.239
	Minor League Totals	45-46	4.03	189-114	0-0	9	687.2	608	370	308	50	65	361	678	8.87	1.41	.239

2010 Selected by the Florida Marlins in the 9th round of the June Draft

2017 Acquired by the Cincinnati Reds with RHP Luis Castillo and OF Isaiah White in exchange for RHP Dan Straily, 1/19

On disabled list with ulnar neuritis in his right elbow, 3/30-4/10

On disabled list with a strained right lat, 8/13-10/1

2018 Claimed off waivers by the Los Angeles Angels, 11/2

On disabled list with a mid-back strain, 5/20-6/1

2019 Claimed off waivers by the Baltimore Orioles, 1/4

Claimed off waivers by the Miami Marlins, 2/4

On injured list with gastroenteritis, 4/16-5/2

On injured list with a right forearm flexor strain, 7/14-8/7

On injured list with a right forearm strain, 8/26-9/29

Career Single-Game Highs

INNINGS: 3.1, 6/17/17 vs. LAD; **STRIKEOUTS:** 4, 3x, last 5/10/19 at NYM; **HITS:** 9, 6/26/17 at STL; **RUNS:** 5, 6/26/17 at STL; **WALKS:** 2, 8x, last 6/4/19 at MIL; **HOME RUNS:** 2, 7/26/18 vs. PHI; **WINNING STREAK:** 2, 5/11-7/14/18; **EJECTIONS:** None; **SCORELESS INNINGS STREAK:** 11.2, 6/19-7/13/19

Major League Firsts

APPEARANCE: 8/12/16 vs. CWS (1.0 IP, entered to start 8th inning); **STRIKEOUT:** 8/12/16 vs. CWS (Adam Eaton, swinging); **WIN:** 5/11/18 at LAD (1.2 IP); **SAVE:** None

38 OF RUSNEY CASTILLO



Bats: Right • **Throws:** Right • **Height:** 5-9 • **Weight:** 207

Opening Day Age: 32 • **MLB Service:** 143 days

Born: 7/9/1987 in Ciego de Avila, Cuba

Resides: Pinecrest, FL

Acquired: Signed as an international free agent on 8/23/2014

Contract Status: Signed through 2020

Non-Roster Invitee

The Rundown

- Enters his 7th season in the Red Sox organization.
- Signed a 7-year ML contract with BOS on 8/23/14 after spending his first 5 professional seasons in Cuba... Last played in Cuba during the 2012-13 season.
- Made the Red Sox' 2016 Opening Day roster...In 99 ML games (79 starts) from 2014-16, saw time in RF (49 G), LF (26 G), and CF (17 G).
- Won the 2018 International League batting title (.319)...Named an IL mid-season and post-season All-Star in both 2017 and 2018.
- Against LHP in the regular season, has hit above .300 in the majors (.309, 30-for-97), at Triple-A (.325, 160-for-492), and in winter leagues (.315, 28-for-89).
- Has played for Caguas in the Puerto Rican Winter League following each of his U.S. seasons...Helped Puerto Rico win the 2017 and 2018 Caribbean Series championships.

Additional Career Highlights

- Recalled by BOS on 9/17/14 and made his ML debut that night at PIT (1-for-4)...His 1st hit was an infield single off Francisco Liriano in the 4th inning.
- Drew a bases-loaded walk on 9/24/14 vs. TB for his 1st career RBI...His 1st major league XBH was a 3-run HR on 9/25 vs. TB off Steve Geltz in the 3rd inning.
- Started each of the Red Sox' final 9 games of 2014...Had 3 straight multi-hit games from 9/25-27 (.700, 7-for-10, 2B, 2 HR, 5 RBI)...Drove in at least 1 run in 4 straight games from 9/24-27 (6 total RBI).
- Hit .515 with 2 outs and RISP for BOS in 2015 (17-for-33, 2 HR), the best mark in MLB since Shawn Dunston in 1999 (.593), and the best by an AL player since at least 1974 (min. 25 PA with RISP and 2 outs).
- Had a .354 AVG with RISP in 2015 (23-for-63), 2nd in the AL (min. 50 PA) to DET's Miguel Cabrera (.365).
- Played in 54 of Boston's final 63 games of the 2015 season following a 7/27 recall.
- Hit .338 (27-for-80) in August 2015, his 1st full month in the majors.
- Drove in the only run in a 1-0 victory on 6/2/15 vs. MIN with a 2-out RBI single in the 7th inning for his 1st career game-winning RBI...Also made a HR-saving catch for the 1st out of the 8th inning.
- Recorded a pair of run-scoring hits in the 8th inning on 6/7/15 vs. OAK...According to Elias, he was the 1st Red Sox player to record multiple RBI hits in a single inning since Adrián González on 6/20/11 vs. SD.

- Drove in a career-high 5 runs in a 5-4 win on 8/24/15 at CWS, hitting a 3-run HR and a 2-run double...Became the 1st player to drive in all of at least 5 Red Sox runs in a win since David Ortiz had 5 RBI on 9/12/07 vs. TB.
- On 9/13/15 at TB, hit a game-winning, 2-run single in the 13th inning to break a scoreless tie.
- Made the Red Sox' 2016 Opening Day roster and appeared in 9 games over 3 ML stints...Was outrighted to Pawtucket on 6/20/16 and has played with the PawSox ever since.

Minor League Career Highlights

- In 2018, became the first Pawtucket player to win the league batting title since Wade Boggs in 1981.
- Is a 2-time International League Player of the Week (6/10/18 and 6/16/19).
- Was named to the 2014 Arizona Fall League Rising Stars Team.
- Hit safely in 44 of his final 50 games of the 2017 season (beginning 5/30), including in 16 straight from 6/4-18 and 14 straight from 7/8-8/4...Hit .342 (67-for-196) in those 50 games.
- Made his U.S. debut in 2014 and appeared in 11 minor league games, all in playoff action...Helped the Rookie-level Gulf Coast League Red Sox and Triple-A PawSox win their league titles.
- His first minor league action in 2014 came in Game 2 of the GCL Championship Series on 8/31 vs. the GCL Yankees1, going 1-for-2 as the DH.
- Transferred to Double-A Portland on 9/2/14 and played 4 postseason games to close out the Sea Dogs' campaign (.357, 5-for-14, 4 R, 2 2B, 2 RBI, BB, SB).
- Transferred to the PawSox on 9/8/14 and played in 5 more playoff games, winning the Governors' Cup (.273, 6-for-22, 3 R, 2 2B, HR, 2 RBI, 3 BB, SB).
- Hit a leadoff HR in the Triple-A Championship Game on 9/16/14 vs. Omaha.
- Finished the 2014 season ranked by *Baseball America* as the No. 3 prospect in the Red Sox system and the No. 21 prospect overall in baseball.

Rusney Castillo

Rusney Castillo, Continued

Cuba Career Highlights

- 🔥 In 360 games over 5 seasons in Cuba's major league, Serie Nacional, posted a .319/.383/.516/.899 batting line, including the postseason (403-for-1,265, 51 HR, 76 SB).
- 🔥 Spent all 5 Serie Nacional campaigns with his hometown team, Ciego de Avila...Appeared primarily in CF and RF...Also played 2B and 3B from 2008-10.
- 🔥 During the 2011-12 season, hit .342 with 21 HR and 60 XBH in 113 games, helping Ciego de Avila to the Serie Nacional Championship...During the 2010-11 season, set career highs with 22 HR and 95 RBI.
- 🔥 Also represented Cuba in the Baseball World Cup and the Pan American Games in 2011.

Winter League Highlights

- 🔥 Has played for Caguas of the Puerto Rican Winter League following each season from 2014-19.
- 🔥 Following the 2016 season, helped Caguas win the league championship...Batted .392 (20-for-51) in 14 regular season games...Also helped Puerto Rico win its 1st Caribbean Series title since 2000, starting 5 games.
- 🔥 Following the 2017 season, helped Caguas win a 2nd straight Puerto Rican Winter League title by hitting .302 (13-for-43, 3 2B, 2 HR) in 13 playoff games...Also helped Puerto Rico win a 2nd consecutive Caribbean Series title, homering in the finals against the Dominican Republic.

2019 Highlights

- 🔥 Recorded career highs in games (120), HR (17), RBI (64), and runs (63) for Triple-A Pawtucket.
- 🔥 Led the PawSox in hits (128), doubles (25), and RBI (64).
- 🔥 Started 82 games in RF and 24 in CF...Had 9 assists.
- 🔥 Hit .323 (32-for-99) in June and .322 (28-for-87) in July.

- 🔥 Named International League Player of the Week for 6/10-16 (.652 AVG, 15-for-23, 2 HR, 7 RBI, 1 SO).
- 🔥 Matched his career high (2nd time) with 5 hits on 7/23/19 at Durham (5-for-6, 2 2B).
- 🔥 Played for Caguas in the Puerto Rican Winter League regular season, then for Aguilas in the Dominican Winter League postseason.

Personal

- 🔥 First name is pronounced "roos-NAY."
- 🔥 Established residency in Haiti before signing with BOS.
- 🔥 His father, Julio Castillo Hernandez, and his grandfather, Orlando Castillo, both played baseball in Cuba's major league, Serie Nacional.

In the Community

- 🔥 On 1/30/18, helped deliver nearly 10 tons of supplies to aid Hurricane Maria recovery efforts in Puerto Rico... In Caguas, helped distribute food, water, and supplies to nearly 300 families, as well as baseball equipment and athletic gear to roughly 100 children.
- 🔥 Has participated in Pawtucket's annual "Challenger Day," joining PawSox players and coaches who put on a clinic for kids with various mental and physical disabilities.
- 🔥 Attended the annual PawSox Bowlathon in June 2016 to benefit The Tomorrow Fund, a Rhode Island-based organization which financially supports families with children who are battling cancer.
- 🔥 Signed autographs and took pictures with fans at Red Sox Winter Weekend in January of 2015 and 2016.
- 🔥 Visited the Jimmy Fund and painted murals at the Curley K-8 School in Boston during the Red Sox Rookie Development Program in 2014.

Rusney Castillo's Career Record

YEAR	CLUB	AVG	G	AB	R	H	2B	3B	HR	RBI	SH	SF	HB	BB	SO	SB	CS	OBP	SLG	OPS
2014	BOSTON	.333	10	36	6	12	1	0	2	6	0	0	1	3	6	3	0	.400	.528	.928
2015	Pawtucket	.282	40	156	17	44	7	0	3	17	0	2	0	14	28	10	2	.337	.385	.722
	BOSTON	.253	80	273	35	69	10	2	5	29	1	1	1	13	54	4	5	.288	.359	.647
2016	BOSTON	.250	9	8	4	2	1	0	0	0	0	0	0	0	3	0	0	.250	.375	.625
	Pawtucket	.263	103	395	55	104	20	5	2	34	2	4	4	24	68	9	3	.309	.354	.663
2017	Pawtucket	.314	87	347	52	109	22	0	15	43	0	2	9	11	51	14	2	.350	.507	.857
2018	Pawtucket	.319	117	474	56	151	31	0	5	59	0	4	4	29	80	13	7	.360	.416	.776
2019	Pawtucket	.278	120	460	63	128	25	1	17	64	0	2	5	25	63	5	9	.321	.448	.769
Major League Totals		.262	99	317	45	83	12	2	7	35	1	2	16	63	7	5	301	.379	.679	
Minor League Totals		.293	467	1832	243	536	105	6	42	217	2	14	22	103	290	51	23	.335	.425	.761

2014 Signed by the Boston Red Sox as an international free agent, 8/23

Career Fielding Record

POS	PCT.	G	GS	PO	A	E	TC	DP
OF	.975	89	79	189	7	5	201	0

Career Single-Game Highs

HITS: 3, 6x, last 9/13/15 at TB; **DOUBLES:** 1, 12x, last 4/9/16 at TOR; **HOME RUNS:** 1, 7x, last 8/16/15 vs. SEA; **RBI:** 5, 8/24/15 at CWS; **RUNS SCORED:** 3, 9/26/15 vs. BAL; **WALKS:** 2, 9/24/14 vs. TB; **STRIKEOUTS:** 3, 2x, last 8/6/15 at NYY; **STOLEN BASES:** 1, 7x, last 9/11/15 at TB; **HITTING STREAK:** 10, 8/11-26/15; **EJECTIONS:** None

Home Run Notes

MULTI-HOME RUN GAMES (0); LEADOFF HOME RUNS (0); GRAND SLAMS (0); PINCH-HIT HOME RUNS (0); EXTRA-INNING HOME RUNS (0); GAME-ENDING HOME RUNS (0); INSIDE-THE-PARK HOME RUNS (0)

Major League Firsts

GAME: 9/17/14 at PIT (started in CF); **HIT:** 9/17/14 at PIT off Francisco Liriano (single, 4th inning); **HOME RUN:** 9/25/14 vs. TB off Steve Geltz (3-run, 3rd inning); **GAME-ENDING RBI:** N/A

13 JUAN CENTENO

CATCHER



Bats: Left • **Throws:** Right • **Height:** 5-9 • **Weight:** 195

Opening Day Age: 30 • **MLB Service:** 2 years, 37 days

Born: 11/16/1989 in Arecibo, Puerto Rico

Resides: Arecibo, Puerto Rico

Acquired: Signed as a minor league free agent on 1/22/2020

Contract Status: Signed through 2020

Non-Roster Invitee

The Rundown

- 🔥 Entering his 14th professional season, his 2nd in the Red Sox organization.
- 🔥 Originally signed by the Mets as a 32nd-round selection in the 2007 June Draft.
- 🔥 Has seen major league action in each of the last 7 seasons with NYM (2013-14), MIL (2015), MIN (2016), HOU (2017), TEX (2018), and BOS (2019).
- 🔥 Signed with the Red Sox as a minor league free agent on 11/13/18, then re-signed with the club on 1/22/20.
- 🔥 Has started 90 ML games at catcher, with his teams going 44-46.
- 🔥 4 of his 6 career HR have come off former Cy Young Award winners (Corey Kluber-2, Justin Verlander-2).
- 🔥 Was a member of the postseason roster for all 3 rounds of HOU's 2017 World Series run...Appeared only in Game 3 of the ALDS vs. BOS at Fenway Park, catching the 9th inning in that game.
- 🔥 Married his wife, Celly Garnett, on 1/1/12...They have a son, Juan Diego (born 7/14/14).

Additional Career Highlights

- 🔥 Made his ML debut as a September call-up with the Mets in 2013.
- 🔥 Tabbed by *Baseball America* as the best defensive catcher in the Pacific Coast League in 2014.
- 🔥 Set career highs in most categories with the Twins in 2016, when he played in a career-best 55 games...Attended spring training with MIN as a non-roster invitee.
- 🔥 Won a World Series title in 2017, his only season with HOU...That season, played in 22 games (15 starts) over 3 stints with the Astros.
- 🔥 Was the first player ever to homer in each of his first 2 games as a member of the Astros, doing so on 5/23/17 vs. DET (off Jordan Zimmermann) and 5/25/17 vs. DET (off Justin Verlander)...Was joined by Yordan Alvarez in 2019.
- 🔥 Made the Rangers' 2018 Opening Day roster.
- 🔥 Has played in the Puerto Rican Winter League for Carolina (2008, '13), Manati (2012, '19), San Juan (2014), Santurce (2015), Caguas (2015), Aguadilla (2016), and Mayaguez (2018).
- 🔥 Played for Peoria in the 2011 Arizona Fall League.

2019 Highlights

- 🔥 Spent most of his 1st season in the Red Sox organization with Triple-A Pawtucket, before being added to the ML roster as a September call-up.
- 🔥 Appeared in 81 games for the PawSox, starting 80 games at catcher.
- 🔥 Threw out 24 of 74 Triple-A runners attempting to steal (32.4%), including 13 of 27 (48.1%) from 7/1 through the end of the season.
- 🔥 Threw out 3 runners attempting to steal on 8/14 vs. Norfolk, with 3 different pitchers on the mound...In that game, the PawSox also caught a runner stealing home.
- 🔥 With 2 outs, had a .298/.372/.464/.837 batting line for the PawSox (25-for-84, 5 2B, 3 HR).
- 🔥 With RISP, batted .282 with an .850 OPS for Pawtucket (20-for-71, 6 2B, 3 HR).

2019 Season Timeline

- 🔥 Attended spring training as a non-roster invitee.
- 🔥 Selected to the ML roster on 9/1.
- 🔥 Appeared in 7 of the Sox' 26 games in September, starting at catcher on 9/12 at TOR (W, 7-4), 9/22 at TB (W, 7-4), and 9/27 vs. BAL (L, 1-4).
- 🔥 For BOS, threw out 1 of 5 runners attempting to steal.
- 🔥 Following the season, hit .306 (26-for-85, 2 HR) in 27 games for Manati in the Puerto Rican Winter League... Also appeared in 4 postseason games with the club.

Personal

- 🔥 Full name is Juan Carlos Centeno...Last name is pronounced "sen-TEN-oh."
- 🔥 Signed by Junior Roman (Mets).
- 🔥 Graduated from Antonio Lucchetti High School in Arecibo, Puerto Rico.

Juan Centeno, Continued

Juan Centeno's Career Record

YEAR	CLUB	AVG	G	AB	R	H	2B	3B	HR	RBI	SH	SF	HB	BB	SO	SB	CS	OBP	SLG	OPS
2007	GCL Mets	.146	12	41	4	6	0	0	0	2	0	0	1	3	6	0	0	.222	.146	.368
2008	GCL Mets	.206	24	63	10	13	1	0	0	1	2	0	2	8	8	0	0	.315	.222	.537
2009	Brooklyn	.164	32	110	8	18	2	1	0	9	2	1	2	5	18	1	1	.212	.200	.412
2010	St. Lucie	.200	11	35	1	7	0	0	0	1	2	1	0	3	7	1	0	.256	.200	.456
	Binghamton	.000	1	1	0	0	0	0	0	0	0	0	0	0	0	0	0	.000	.000	.000
2011	Brooklyn	.371	32	89	17	33	8	1	1	10	8	0	1	6	8	1	0	.417	.517	.934
	St. Lucie	.318	52	157	22	50	5	1	1	11	7	1	1	12	22	3	1	.368	.382	.750
2012	Binghamton	.285	79	281	29	80	12	2	0	35	4	4	1	23	43	1	1	.337	.342	.679
2013	Binghamton	.261	6	23	4	6	1	1	0	3	1	0	0	0	5	0	0	.261	.391	.652
	Las Vegas	.305	67	213	25	65	10	2	0	28	6	3	3	12	24	1	1	.346	.371	.717
2014	NEW YORK-NL	.300	4	10	0	3	0	0	0	1	0	0	0	1	0	0	0	.300	.300	.600
	Las Vegas	.291	53	179	19	52	5	0	1	17	4	3	1	15	26	2	0	.343	.335	.678
	NEW YORK-NL	.200	10	30	1	6	0	0	0	2	0	0	0	3	5	0	0	.273	.200	.473
2015	Binghamton	.286	21	77	8	22	5	0	0	8	0	0	0	6	11	0	1	.337	.351	.688
	Colorado Springs	.295	51	176	11	52	6	3	0	24	1	4	1	5	19	2	2	.312	.364	.676
	MILWAUKEE	.048	10	21	0	1	1	0	0	0	0	0	0	2	7	0	0	.130	.095	.225
2016	Rochester	.245	15	49	5	12	1	0	1	5	1	0	1	4	4	1	0	.315	.327	.642
	MINNESOTA	.261	55	176	16	46	12	1	3	25	3	0	1	12	38	0	0	.312	.392	.704
2017	Fresno	.311	65	235	25	73	12	1	1	33	3	2	1	16	37	0	1	.354	.383	.737
	HOUSTON	.231	22	52	5	12	0	0	2	4	1	0	0	4	12	0	0	.286	.346	.632
2018	TEXAS	.162	10	37	3	6	1	0	1	3	0	0	0	1	7	0	0	.184	.270	.454
	New York	.234	59	205	27	48	9	0	2	27	5	4	2	16	34	0	1	.291	.307	.598
2019	Pawtucket	.248	81	266	27	66	15	0	4	40	2	3	6	24	47	2	0	.321	.350	.671
	BOSTON	.133	7	15	0	2	0	0	0	2	0	0	1	2	2	1	0	.278	.133	.411
Major League Totals		.223	118	341	25	76	14	1	6	37	4	0	2	24	72	1	0	.278	.323	.601
Minor League Totals		.274	661	2200	242	603	92	12	11	254	48	26	23	158	319	15	9	.326	.342	.668
Red Sox Totals		.133	7	15	0	2	0	0	0	2	0	0	1	2	2	1	0	.278	.133	.411

2020 Red Sox

2007 Signed by the New York Mets as a 32nd-round selection in the June Draft
 2014 Claimed off waivers by the Milwaukee Brewers, 10/31
 2015 Signed by the Minnesota Twins as a minor league free agent, 11/30
 2016 Signed by the Houston Astros as a minor league free agent, 12/15
 2017 Claimed off waivers by the Texas Rangers, 11/27
 2018 Signed by the Boston Red Sox as a minor league free agent, 11/13
 2020 Signed by the Boston Red Sox as a minor league free agent, 1/22

Division Series Record

YEAR	CLUB	AVG	G	AB	R	H	2B	3B	HR	RBI	SH	SF	HB	BB	SO	SB	CS	OBP	SLG	OPS
2017	HOU vs. BOS	-	1	0	0	0	0	0	0	0	0	0	0	0	0	0	0	-	-	-

League Championship Series Record

YEAR	CLUB	AVG	G	AB	R	H	2B	3B	HR	RBI	SH	SF	HB	BB	SO	SB	CS	OBP	SLG	OPS	
2017	HOU vs. NYY																				
		Did Not Play																			

World Series Record

YEAR	CLUB	AVG	G	AB	R	H	2B	3B	HR	RBI	SH	SF	HB	BB	SO	SB	CS	OBP	SLG	OPS	
2017	HOU vs. LAD																				
		Did Not Play																			

Career Fielding Record

POS	PCT.	G	GS	PO	A	E	TC	DP	CCS	SB	CCS%	PB	PKO	INN	ERA
C	.986	110	90	699	56	11	766	5	7	45	13.5	16	0	838.1	4.53

Career Single-Game Highs

HITS: 3, 7/24/16 at BOS; **DOUBLES:** 2, 2x, last 10/1/16 at CWS; **HOME RUNS:** 1, 6x, last 5/2/18 at CLE; **RBI:** 3, 7/24/16 at BOS; **RUNS SCORED:** 2, 4x, last 5/23/17 vs. DET; **WALKS:** 2, 2x, last 9/17/16 at NYM; **STRIKEOUTS:** 3, 6/4/16 vs. TB; **STOLEN BASES:** 1, 9/26/19 at TEX; **HITTING STREAK:** 8, 9/22/16-8/10/17; **EJECTIONS:** None

Home Run Notes

MULTI-HOME RUN GAMES (0); LEADOFF HOME RUNS (0); GRAND SLAMS (0); PINCH-HIT HOME RUNS (0); EXTRA-INNING HOME RUNS (0); GAME-ENDING HOME RUNS (0); INSIDE-THE-PARK HOME RUNS (0)

Major League Firsts

GAME: 9/18/13 vs. SF (started at C); **HIT:** 9/18/13 vs. SF off Matt Cain (single, 5th inning); **HOME RUN:** 5/14/16 at CLE off Corey Kluber (2-run, 5th inning); **GAME-ENDING RBI:** 8/6/17 vs. TOR off Roberto Osuna (single, 9th inning)

43 C.J. CHATHAM

INF



Bats: Right • **Throws:** Right • **Height:** 6-4 • **Weight:** 185
Opening Day Age: 25 • **MLB Service:** None
Born: 12/22/1994 in Fort Lauderdale, FL
Resides: Fort Lauderdale, FL
Acquired: Selected in the 2nd round of the 2016 June Draft
Contract Status: Signed through 2020

The Rundown

- Entering his 5th professional season, his 2nd in Major League Spring Training camp.
- Begins 2020 ranked by *Baseball America* as the Red Sox' No. 12 prospect...Entered 2019 ranked as the Red Sox' No. 10 prospect and best hitter for average.
- Played no defensive position other than shortstop in his first 3 professional seasons (2016-18) before splitting the 2019 regular season between SS and 2B... Also played 3B and LF in the 2019 Arizona Fall League.
- Played for Team USA at the 2019 Premier12 tournament.
- Missed a majority of the 2017 season on the disabled list with a left hamstring strain, playing in just 7 games... Returned in 2018 to hit .314 in 114 games.

2019 Highlights

- Split the season between Double-A Portland and Triple-A Pawtucket, never having played above High-A before 2019.
- Named an Eastern League post-season All-Star for Portland and Arizona Fall League Rising Star for Peoria.
- Made 93 starts at SS and 12 at 2B...Played only SS in his first 52 games (through 7/5).
- Set career highs in total bases (178) and doubles (31), matching a career high in HR (5, also 2016).
- Led Red Sox minor leaguers in doubles (31) and ranked 2nd in hits (130), 6th in total bases (178), and T-7th in XBH (37).
- Led the Eastern League in AVG (.297, 104-for-350)... Also led Portland in doubles (26).
- Played each of his first 90 games with Portland... From the beginning of the season through 7/3, hit .325 (67-for-206) with an .804 OPS in 55 games.
- Made his Pawtucket debut on 8/13 and spent the rest of the season with the club...Hit safely in 18 of his 20 games for the PawSox, and had a 7-game hitting streak to end the season.

YOUR AVERAGE HITTER

C.J. has hit a combined .250 (37-for-148) between the Rookie-level Gulf Coast League and Short-Season Single-A, but has hit .306 (268-for-876) in the Red Sox' upper 4 levels of the minor leagues.

Level	AVG
Single-A Greenville	.308 (24-for-78)
High-A Salem	.315 (114-for-362)
Double-A Portland	.297 (104-for-350)
Triple-A Pawtucket	.302 (26-for-86)
Totals	.306 (268-for-876)

- Following the season, hit .243 (17-for-70) in 18 games for Peoria in the Arizona Fall League...Made 10 starts at 2B, 2 at 3B, 2 at SS, and 1 in LF.
- Also made 7 starts, all at 2B, for Team USA at the 2019 Premier12 tournament...Hit .292 with 3 doubles.

Personal

- Full name is Connor James Chatham.
- Signed by Willie Romay (Red Sox).
- Is the highest MLB draft pick in Florida Atlantic University history (51st overall)...As a junior in 2016, was named Conference USA Player of the Year and Defensive Player of the Year.
- Also in 2016, named a semifinalist for the Brooks Wallace Award (best collegiate shortstop) and Golden Spikes Award (best amateur player).
- Graduated from American Heritage High School (FL).

In the Community

- As part of the Red Sox Rookie Development Program, visited patients at Boston Children's Hospital on 1/15/20.

C.J. Chatham's Career Record


YEAR	CLUB	AVG	G	AB	R	H	2B	3B	HR	RBI	SH	SF	HB	BB	SO	SB	CS	OBP	SLG	OPS
2016	GCL Red Sox	.167	8	24	2	4	2	0	1	2	0	0	1	0	7	0	0	.200	.375	.575
	Lowell	.259	27	108	19	28	4	1	4	19	2	1	2	8	20	0	1	.319	.426	.745
2017	Greenville	.333	1	3	0	1	0	0	0	2	0	0	0	0	0	0	1	.333	.333	.667
	GCL Red Sox	.313	6	16	5	5	0	0	1	3	0	0	0	2	1	0	0	.389	.500	.889
2018	Greenville	.307	19	75	13	23	6	1	0	9	1	1	0	3	14	1	1	.329	.413	.742
	Salem	.315	95	362	42	114	14	1	3	43	0	5	4	21	72	10	4	.355	.384	.739
2019	Portland	.297	90	350	39	104	26	1	3	36	1	4	3	18	66	7	1	.333	.403	.736
	Pawtucket	.302	20	86	11	26	5	0	2	10	0	0	0	4	21	0	0	.330	.430	.760
Minor League Totals		.298	266	1024	131	305	57	4	14	124	4	12	10	56	201	18	8	.337	.402	.739

2016 Signed by the Boston Red Sox as a 2nd-round selection in the June Draft

C.J.
Chatham

23 MICHAEL CHAVIS

INF



Bats: Right • **Throws:** Right • **Height:** 5-10 • **Weight:** 210
Opening Day Age: 24 • **MLB Service:** 164 days
Born: 8/11/1995 in Atlanta, GA
Resides: Marietta, GA
Acquired: Selected in the 1st round (26th overall) of the 2014 June Draft
Contract Status: Signed through 2020

The Rundown

- 🔥 Enters his 7th professional season since being selected as the Red Sox' top pick in the 2014 June Draft.
- 🔥 Made his ML debut in 2019 and appeared in 95 games, hitting 18 HR with 58 RBI.
- 🔥 Named Red Sox 2019 Rookie of the Year by the Boston Baseball Writers.
- 🔥 Hit 3 of the Red Sox' 6 longest HR of 2019, including 2 that traveled at least 450 feet.
- 🔥 Led Red Sox minor leaguers in HR in both 2015 (16) and 2017 (tied, 31)...Hit 47 HR in only 193 minor league games from 2017-19.
- 🔥 Tabbed Red Sox 2017 Minor League Offensive Player of the Year.

Additional Career Highlights

- 🔥 Entered the 2019 season ranked by *Baseball America* as the Red Sox' No. 2 prospect.
- 🔥 In 2017, was named Red Sox Minor League Offensive Player of the Year and a *Baseball America* High-A All-Star... Also named a Carolina League mid-season All-Star and an Arizona Fall League Rising Star.
- 🔥 In 2017, led BOS minor leaguers in HR (tied, 31), RBI (94), runs (89), doubles (tied, 35), and XBH (68)...Among all minor leaguers, ranked 3rd in XBH and T-5th in HR.
- 🔥 Selected as the Top Star at the 2017 Carolina League All-Star Game on 6/20 in Salem.
- 🔥 Helped Peoria win the 2017 Arizona Fall League title by leading among league leaders in runs (17, T-3rd), XBH (11, 4th), RBI (17, 4th), and HR (4, T-6th).

2019 Highlights

- 🔥 Named Red Sox Rookie of the Year by the Boston Baseball Writers.
- 🔥 Made his ML debut and hit .254 (88-for-347) with 18 HR and 58 RBI in 95 games for the Red Sox...Missed the team's final 41 games on the injured list.
- 🔥 Made 43 starts at 1B, 40 at 2B, and 2 at 3B for BOS.
- 🔥 His 18 HR and 58 RBI were both the most by a Red Sox in their debut season since Ellis Burks had 20 HR and 59 RBI in 133 games in 1987.
- 🔥 Became the 1st Red Sox to play in as many as 95 games during his debut season since Shea Hillenbrand played in 139 games in 2001.
- 🔥 Prior to Chavis, the last Red Sox rookies with 18+ HR were Andrew Benintendi (20 in 2017) and Brian Daubach (21 in 1999).
- 🔥 Named AL Rookie of the Month for May.

2019 RANKINGS AMONG AMERICAN LEAGUE ROOKIES THROUGH 8/11*

Chavis	Rank
58 RBI	1st
95 games	1st
18 HR	2nd
46 runs	2nd
88 hits	2nd

*Chavis was placed on the IL on 8/12 and missed the remainder of the season

FEWEST GAMES TO REACH 10 HR AND 25 RBI IN A CAREER

Rk.	Player	Year	G
1.	Rhys Hoskins (PHI)	2017	19
2.	Aristides Aquino (CIN)	2019	21
T3.	Zeke Bonura (CWS)	1934	25
T3.	Will Smith (LAD)	2019	25
T5.	George Scott (BOS)	1966	26
T5.	José Abreu (CWS)	2014	26
T5.	Trey Mancini (BAL)	2016-17	26
T5.	Austin Riley (ATL)	2019	26
T9.	Shane Spencer (NYY)	1998	27
T9.	Yordan Álvarez (HOU)	2019	27
11.	Michael Chavis (BOS)	2019	28

2019 Season Timeline

- 🔥 In spring training, led the Red Sox in HR (4) and RBI (10) in only 11 games.
- 🔥 Began the season with Triple-A Pawtucket, where he hit .250 (10-for-40) with 4 HR and 6 RBI in 12 games.
- 🔥 Was recalled from Pawtucket on 4/19 and spent the rest of the season in the majors.
- 🔥 Made his ML debut on 4/20 at TB...His first plate appearance came with 1 out in the 9th inning and the score tied, 5-5...Delivered a pinch-hit double off José Alvarado, advancing Jackie Bradley Jr. to 3B...Bradley would score the go-ahead run in a 6-5 Sox win.
- 🔥 Was the 1st Red Sox to record an XBH in his 1st ML plate appearance since Bryce Brentz on 9/17/14 at PIT.
- 🔥 Hit 3 HR in his first 8 games and 6 HR in his first 14 games...The only other Red Sox to hit 6+ HR in his first 15 career games is Sam Horn (6 in 1987).
- 🔥 Hit his 1st career HR on 4/23 vs. DET-G2, a 441-foot solo HR off Victor Alcántara in the 8th inning.

Michael Chavis, Continued

RED SOX' LONGEST HOME RUNS IN 2019

Rk.	Player	Game	Feet
1.	Jackie Bradley Jr.	8/27 at COL	478
2.	Michael Chavis	5/3 at CWS	459
3.	Rafael Devers	6/16 at BAL	458
T4.	Xander Bogaerts	7/25 vs. NYY	451
T4.	Michael Chavis	5/14 vs. COL	451
6.	Michael Chavis	6/14 at BAL	447

MOST HOME RUNS, RED SOX IN A DEBUT SEASON

Rk.	Player	HR
1.	Ted Williams	31 (1939)
2.	George Scott	27 (1966)
3.	Tony Conigliaro	24 (1964)
4.	Ellis Burks	20 (1987)
5.	Dick Gernert	19 (1952)
6.	Michael Chavis	18 (2019)

- 👉 Reached base in a season-best 12 consecutive games from 4/23-G2 to 5/5 (.381 AVG, .509 OBP, 16-for-42, 10 BB).
- 👉 Named AL Rookie of the Month for May after leading AL rookies in runs (14), HR (7), RBI (19), BB (11), and hits (T-1st, 26).
- 👉 On 5/3 at CWS, hit a 2-run HR that was estimated at 459 feet, the 2nd-longest by a Red Sox in 2019.
- 👉 On 5/22 at TOR, broke a 5-5 tie with a solo HR in the 13th...Became the 1st Sox rookie to homer in the 13th inning or later since Shea Hillenbrand on 6/5/01 vs. DET (18th) and 1st to do so on the road since Trot Nixon on 9/15/99 at CLE (13th).
- 👉 Had a season-best 11-game hitting streak from 6/11-22...Was the longest hitting streak by a Sox rookie since Andrew Benintendi in August 2017 (11 games, 8/5-18).
- 👉 Placed on the 10-day injured list on 8/12 with an AC joint sprain in his left shoulder...Missed the remainder of the season (41 games), but played in 9 rehab games with Pawtucket from 8/23-30 (8-for-30, 3 HR).

Personal

- 👉 Full name is Michael Scott Chavis...Last name is pronounced "CHAY-viss" (like "Davis").
- 👉 Signed by Brian Moehler (Red Sox).
- 👉 Attended Sprayberry Senior (GA) High School...Named Georgia's 2014 Gatorade High School Player of the Year.

In the Community

- 👉 Attended Red Sox Winter Weekend in January 2020, signing autographs, posing for pictures with fans, and taking part in a kids press conference.
- 👉 As part of the Red Sox Rookie Development Program in January 2018, helped paint murals at the Dimock Center in Roxbury, MA, and visited patients at Boston Children's Hospital.
- 👉 Took part in several community events in his 2019 rookie season, including a meet & greet with Jimmy Fund patients, a BoSox Luncheon, and a Red Sox Destinations event.

Michael Chavis's Career Record

YEAR	CLUB	AVG	G	AB	R	H	2B	3B	HR	RBI	SH	SF	HB	BB	SO	SB	CS	OBP	SLG	OPS
2014	GCL Red Sox	.269	39	134	21	36	12	3	1	16	0	0	1	15	38	5	3	.347	.425	.772
2015	Greenville	.223	109	435	56	97	29	1	16	58	2	1	4	29	144	8	5	.277	.405	.682
2016	Greenville	.244	74	279	30	68	11	3	8	35	0	1	10	22	74	3	1	.321	.391	.712
	Salem	.160	7	25	5	4	0	0	0	1	0	0	0	2	7	1	0	.222	.160	.382
2017	Salem	.318	59	223	50	71	17	2	17	55	0	1	7	19	57	1	0	.388	.641	1.029
	Portland	.250	67	248	39	62	18	0	14	39	0	3	3	20	56	1	0	.310	.492	.802
2018	Lowell	.313	5	16	5	5	4	0	1	3	0	0	0	5	5	0	0	.476	.750	1.226
	Portland	.303	33	122	23	37	7	0	6	17	0	0	4	13	35	3	1	.388	.508	.897
	Pawtucket	.273	8	33	8	9	3	0	2	7	0	0	0	1	12	0	0	.294	.545	.840
2019	Pawtucket	.257	21	70	11	18	4	0	7	11	0	1	0	8	21	0	0	.329	.614	.943
	BOSTON	.254	95	347	46	88	10	1	18	58	0	0	4	31	127	2	1	.322	.444	.766
	Major League Totals	.254	95	347	46	88	10	1	18	58	0	0	4	31	127	2	1	.322	.444	.766
	Minor League Totals	.257	422	1585	248	407	105	9	72	242	2	7	29	134	449	22	10	.325	.471	.795

- 2014 Signed by the Boston Red Sox as a 1st-round selection (26th overall) in the June Draft
- 2019 On injured list with AC joint sprain in his left shoulder, 8/12 through remainder of season

Career Fielding Record

POS	PCT.	G	GS	PO	A	E	TC	DP
1B	.989	49	43	339	24	4	367	22
2B	.975	45	40	75	81	4	160	21
3B	1.000	5	2	1	3	0	4	1

Career Single-Game Highs

HITS: 4, 5/4/19 at CWS; **DOUBLES:** 2, 2x, last 7/25/19 vs. NYY; **HOME RUNS:** 2, 2x, last 6/29/19 vs. NYY; **RBI:** 6, 6/29/19 vs. NYY; **RUNS SCORED:** 3, 5/4/19 at CWS; **WALKS:** 3, 4/24/19 vs. DET; **STRIKEOUTS:** 4, 6/18/19 at MIN; **STOLEN BASES:** 1, 2x, last 5/2/19 at CWS; **HITTING STREAK:** 11, 6/11-22/19; **EJECTIONS:** None

Home Run Notes

MULTI-HOME RUN GAMES (2); 2-HOME RUN GAMES (2): 5/4/19 at CWS; 6/29/19 vs. NYY; **LEADOFF HOME RUNS (0); GRAND SLAMS (1):** 7/15/19 vs. TOR off Trent Thornton; **PINCH-HIT HOME RUNS (0); EXTRA-INNING HOME RUNS (1):** 5/22/19 at TOR off Jimmy Cordero (13th); **GAME-ENDING HOME RUNS (0); INSIDE-THE-PARK HOME RUNS (0)**

Major League Firsts

GAME: 4/20/19 at TB (pinch hitter, 9th inning); **HIT:** 4/20/19 at TB off José Alvarado (double, 9th inning); **HOME RUN:** 4/23/19 vs. DET-G2 off Victor Alcántara (solo, 8th inning); **GAME-ENDING RBI:** 5/15/19 vs. COL off Chad Bettis (single, 10th inning)

Michael Chavis

29 BOBBY DALBEC

1B/3B



Bats: Right • **Throws:** Right • **Height:** 6-4 • **Weight:** 227

Opening Day Age: 24 • **MLB Service:** None

Born: 6/29/1995 in Seattle, WA

Resides: Scottsdale, AZ

Acquired: Selected in the 4th round of the 2016 June Draft

Contract Status: Signed through 2020

The Rundown

🔥 Enters his 5th professional season, his 2nd in Major League Spring Training camp.

🔥 Added to the Red Sox' 40-man roster on 11/20/19.

🔥 Begins 2020 ranked by *Baseball America* as the No. 75 prospect in baseball...Also enters the season ranked as the Red Sox' No. 2 prospect and best power hitter, as well as having the best infield arm in the minor league system.

🔥 Hit 32 HR in 2018 and 27 HR in 2019...In those 2 years, ranked 8th among minor leaguers in HR, T-9th in RBI (182), 4th in XBH (118), and 10th in total bases (471).

🔥 Played no position other than 3B in his first 2 seasons (2016-17), but made 23 starts at 1B from 2018-19.

🔥 Played 1B for Team USA in the 2019 Premier12 Tournament in Mexico and Japan.

🔥 Is the only player to earn both Red Sox Minor League Offensive Player of the Year and Defensive Player of the Year awards in the same season (2018) since they took their current form in 2005.

Additional Career Highlights

🔥 In his minor league career, has hit .257 with an .845 OPS against LHP, and .263 with an .874 OPS vs. RHP.

🔥 Has earned 5 Player of the Week honors, including 2 in the New York-Penn League in 2016 (8/15-21 & 8/22-28), 2 in the Carolina League in 2018 (7/2-8 & 7/9-15), and 1 in the Eastern League in 2019 (5/6-12).

🔥 Led Red Sox minor leaguers in HR (32) and RBI (109) in 2018...Ranked among MiLB leaders in XBH (2nd, 70), RBI (T-2nd, 109), and HR (T-4th, 32).

🔥 In 2018, became Salem's first league MVP in the Red Sox era (2009-present)...Led the league with 26 HR, 85 RBI, 55 XBH, a .573 SLG, and a .945 OPS.

🔥 His XBH and OPS figures in 2018 set Red Sox-era records in Salem, besting the marks previously set by Rafael Devers (51 XBH in 2016) and Travis Shaw (.545 SLG in 2012).

🔥 In 2018, named the organization's Defensive Player of the Month for May and Hitter of the Month for July.

🔥 Won the 2017 South Atlantic League championship with Single-A Greenville...In Game 1 of the Championship Series, gave the Drive a lead with an 8th-inning single and then again with a game-winning RBI double in the 13th.

2019 Highlights

🔥 Made his Triple-A debut (30 games) but spent most of the season with Double-A Portland.

🔥 Named an Eastern League mid- and post-season All-Star.

AWARDS & HONORS

🔥 2019 Premier12 All-Tournament Team

🔥 2019 Eastern League mid- and post-season All-Star

🔥 2018 Red Sox Minor League Offensive Player of the Year and Defensive Player of the Year

🔥 2018 Carolina League MVP and post-season All-Star

🔥 2018 Arizona Fall League Rising Star

🔥 *Baseball America* 2018 High Class A All-Star and 2016 Short-Season All-Star

🔥 5-time league Player of the Week

🔥 Began 2019 ranked by *Baseball America* as the Red Sox' No. 1 prospect, the best power hitter, and best defensive infielder, and as having the system's best strike-zone discipline and best infield arm.

🔥 Was among Eastern League leaders in HR (2nd, 20), OBP (2nd, .371), SLG (3rd, .454), and OPS (3rd, .825).

🔥 Led Red Sox minor leaguers in HR (27) and total bases (217)...Ranked among that group in RBI (2nd, 73), XBH (2nd, 48), BB (2nd, 73), runs (3rd, 69), OPS (4th, .825), SLG (5th, .454), OBP (7th, .371), and hits (7th, 113).

🔥 Played a career-high 135 games.

🔥 Appeared defensively at 1B (21 starts) and 3B (104 starts) between the 2 levels.

🔥 Hit multiple HR in a game 4 times, all with Portland: 5/11 (3), 5/31 (2), 6/1 (2), and 7/1 (2).

🔥 Played for Team USA in the Premier12 Tournament after the season...Named to the All-Tournament team as the 1B after hitting .250 with 2 HR and 8 RBI, including a grand slam in the opening game against The Netherlands.

2019 Season Timeline

🔥 Began the season with Portland, playing for the club through 8/2.

🔥 Named Eastern League Player of the Week for 5/6-12...Hit .500 (8-for-16) with 4 HR and 7 RBI in 4 games.

🔥 Hit 3 HR on 5/11 at Trenton, the first 3-HR game in Portland team history as a Red Sox affiliate (since 2003).

🔥 Started at 3B and batted 3rd for the East Team in the Eastern League All-Star Game on 7/10 (0-for-1, BB).

🔥 Recorded a season-high 4 RBI on 7/30 at Richmond.

🔥 Made his Pawtucket debut on 8/3 and spent the rest of the season with the PawSox.

🔥 In his first 14 games with the PawSox, hit .347 (17-for-49) with 3 HR, 7 RBI, and a .964 OPS.

🔥 Homered in 3 consecutive games from 8/24-26.

Personal

- 🔥 Full name is Robert Vernon Dalbec.
- 🔥 Signed by Vaughn Williams (Red Sox).
- 🔥 Batted .282 with 24 HR and 123 RBI in 174 games during his 3 seasons at the University of Arizona.
- 🔥 Also posted a 2.65 ERA (59 ER/200.1 IP) with 96 SO in 72 appearances (15 starts).
- 🔥 Helped the Wildcats reach the final game of the 2016 NCAA Tournament, allowing just 2 ER in 20.2 IP (1.31 ERA) over 3 games (2 GS).
- 🔥 Was selected to Team USA in 2015.
- 🔥 With Orleans in the Cape Cod League in 2015, hit a league-leading 12 HR in 27 games.
- 🔥 Graduated from Legend (CO) High School.

In the Community

- 🔥 As part of the Red Sox Rookie Development Program, visited patients at Boston Children's Hospital on 1/15/20.
- 🔥 In January 2019, as part of the More Than a Game outreach program, worked in Hawaii helping restore a baseball field for a local Boys and Girls Club...Helped build new bleachers, put roofs on dugouts, and hold a clinic for kids...Also participated in a home run derby.
- 🔥 On 1/26/19, won the "Dingers in the Desert" home run derby in Phoenix to benefit Project 34...The organization aims to ease stress that accompanies the financial burden placed on spinal cord injury patients and their families.

Bobby Dalbec's Career Record

YEAR	CLUB	AVG	G	AB	R	H	2B	3B	HR	RBI	SH	SF	HB	BB	SO	SB	CS	OBP	SLG	OPS
2016	Lowell	.386	34	132	25	51	13	2	7	33	0	1	1	9	33	2	2	.427	.674	1.101
2017	Greenville	.246	78	284	48	70	15	0	13	39	1	1	7	36	123	4	5	.345	.437	.781
	GCL Red Sox	.259	7	27	3	7	1	0	0	2	0	0	0	5	9	1	0	.375	.296	.671
2018	Salem	.256	100	344	59	88	27	2	26	85	0	7	8	60	130	3	1	.372	.573	.945
	Portland	.261	29	111	14	29	8	1	6	24	0	2	5	6	46	0	0	.323	.514	.836
2019	Portland	.234	105	359	57	84	15	2	20	57	0	1	11	68	110	6	4	.371	.454	.825
	Pawtucket	.257	30	113	12	29	4	0	7	16	0	2	3	5	29	0	2	.301	.478	.779
Minor League Totals		.261	383	1370	218	358	83	7	79	256	1	14	35	189	480	16	14	.362	.505	.867

2016 Signed by the Boston Red Sox as a 4th-round selection in the June Draft

Bobby Dalbec



Following the 2019 season, Bobby played for Team USA in the Premier12 Tournament. He was named to the All-Tournament Team as a first baseman after hitting .250 with 2 HR and 8 RBI.

71 CHAD DE LA GUERRA

INF



Bats: Left • **Throws:** Right • **Height:** 5-11 • **Weight:** 195
Opening Day Age: 27 • **MLB Service:** None
Born: 11/24/1992 in Santa Maria, CA
Resides: Phoenix, AZ
Acquired: Selected in the 17th round of the 2015 June Draft
Contract Status: Signed through 2020

Non-Roster Invitee

Career Highlights

- Enters his 6th professional season, his 3rd straight in Red Sox Major League Spring Training camp.
- Has made 182 starts at 2B, 150 at SS, and 37 at 3B in his minor league career.
- Named a mid-season All-Star in the Short-A New York-Penn League (2015) and High-A Carolina League (2017).
- Led Short-A Lowell in hits (59) in his pro debut (2015).
- Played for Peoria in the 2017 Arizona Fall League.
- Entered the 2018 season ranked by *Baseball America* as the No. 25 prospect in the Red Sox organization.
- From 8/26-29 in 2018, homered in 3 straight games.

2019 Highlights

- Missed a majority of the season due to 4 stints on the injured list.
- Appeared in 61 games for Triple-A Pawtucket and set career highs in AVG (.288), SLG (.540), and OPS (.901)... Also matched his career high in OBP (.361).
- Averaged 1 HR per 17.4 at-bats, the best mark of his career.
- Had an .899 OPS against both LHP and RHP...Hit .291 (50-for-172) with 11 HR vs. RHP.
- Made 30 starts at SS, 14 at 2B, and 12 at 3B.
- Hit .354 (34-for-96) with 8 HR in a 21-game stretch from 6/3-26.

- Began the season on the injured list with a low back strain...Reinstated on 4/24.
- Was also on the IL from 5/1-20 (right wrist inflammation), 7/3-14 (right knee sprain), and 8/10 through the end of the season (right wrist inflammation).

Personal

- Full name is Chad John De La Guerra.
- Signed by Vaughn Williams (Red Sox).
- Played baseball at Grand Canyon University (2014-15) and College of the Canyons (2012-13)...Was a 2-time All-Western Athletic Conference 1st Team selection at GCU.
- Led the WAC in AVG as a junior in 2014 (.373) and posted a .344/.401/.544 line with 11 HR as a senior.
- Graduated from Pioneer Valley High School (CA).

In the Community

- As part of the Red Sox Rookie Development Program in January 2018, helped paint murals at the Dimock Center in Roxbury, MA, and visited patients at Boston Children's Hospital.
- With Pawtucket in 2018, teamed up with "Save the Bay," an organization devoted to keeping Rhode Island's beaches and shorelines clean and safe...Helped clean up a beach in Warwick, RI, before a home game.

Chad De La Guerra's Career Record

YEAR	CLUB	AVG	G	AB	R	H	2B	3B	HR	RBI	SH	SF	HB	BB	SO	SB	CS	OBP	SLG	OPS
2015	Lowell	.265	58	223	28	59	14	3	2	29	0	5	0	21	46	4	3	.321	.381	.702
2016	Greenville	.250	66	240	40	60	8	4	1	20	2	4	2	31	57	7	2	.336	.329	.665
2017	Salem	.294	58	218	47	64	16	3	5	36	3	2	2	25	40	5	2	.368	.463	.832
	Portland	.270	52	196	34	53	15	0	4	23	1	0	2	23	48	2	1	.353	.408	.761
2018	Pawtucket	.137	22	73	6	10	2	0	1	4	0	1	1	1	21	2	0	.158	.205	.363
	Portland	.266	80	316	51	84	13	2	15	54	0	2	6	32	96	4	1	.343	.462	.805
2019	Pawtucket	.288	61	226	35	65	16	1	13	37	1	0	2	24	64	1	2	.361	.540	.901
	Minor League Totals	.265	397	1492	241	395	84	13	41	203	7	14	15	157	372	25	11	.338	.421	.759

2015 Signed by the Boston Red Sox as a 17th-round selection in the June Draft

11 RAFAEL DEVERS

3B



Bats: Left • **Throws:** Right • **Height:** 6-0 • **Weight:** 240
Opening Day Age: 23 • **MLB Service:** 2 years, 70 days
Born: 10/24/1996 in Sanchez, Samana, DR
Resides: San Isidro, Santo Domingo, DR
Acquired: Signed as an international free agent on 8/9/2013
Contract Status: Signed through 2020

The Rundown

- 🔴 Nicknamed "Carita" (baby face).
- 🔴 Signed by the Red Sox at only 16 years old as an international free agent on 8/9/13.
- 🔴 Made his ML debut in 2017 at only 20 years old and his 1st Opening Day roster in 2018.
- 🔴 Appeared in 335 games from 2017-19, 2nd-most in the majors at the age of 22 or younger (Ozzie Albies-375).
- 🔴 Holds Red Sox single-season records for a 3rd baseman in HR (32), doubles (54), XBH (90), and total bases (359), reaching each of those totals in 2019.
- 🔴 Is the youngest player in Red Sox history with 200+ hits in a season (201 in 2019, 22 years old) and with 50+ doubles in a season (54 in 2019).
- 🔴 Joins Alex Rodriguez (1996) as the only players ever with 30+ HR and 50+ 2B in a season before turning 23.
- 🔴 Is the only player since 1900 with 6+ hits—including 4+ doubles—in a game, having accomplished the feat on 8/13/19 at CLE (source: Elias).
- 🔴 Is the only player ever to record at least 1 RBI in each of his first 8 career postseason starts.

PLAYERS TO HIT .300+ WITH 30+ HR, 100+ RBI, AND 100+ RUNS SCORED IN A SEASON BEFORE TURNING 23

Player	Year	AVG	HR	RBI	R
Rafael Devers	2019	.311	32	115	129
Miguel Cabrera	2005	.323	33	116	106
Albert Pujols	2002	.314	34	127	118
Albert Pujols	2001	.329	37	130	112
Alex Rodriguez	1996	.358	36	123	141
Eddie Mathews	1953	.302	47	135	110
Ted Williams	1939	.327	31	145	131
Joe DiMaggio	1937	.346	46	167	151
Hal Trosky	1934	.330	35	142	117
Jimmie Foxx	1930	.335	37	156	127
Jimmie Foxx	1929	.354	33	118	123
Mel Ott	1929	.328	42	151	138

Rafael Devers



In 2019, Rafael finished 12th in AL Most Valuable Player voting after batting .311 with 32 HR, 115 RBI, and 129 runs scored at only 22 years old.

Rafael Devers, Continued

Additional Career Highlights

- 🔥 Is the only player ever to hit 8+ HR in his first 20 ML games, all before turning 21 (source: Elias).
- 🔥 Is the youngest Red Sox to go 5-for-5 or better in a game (source: Elias), doing so on 6/30/18 at NYY (21y, 249d).
- 🔥 Since RBI became an official stat in 1920, is 1 of 2 players with 4+ hits and 6+ RBI in multiple games before turning 23 (also Mel Ott, 2 in 1929-30).
- 🔥 Since 2000, is 1 of 7 players to reach 30+ HR in 175 or fewer games, all before turning 22 (also Albert Pujols, Miguel Cabrera, Giancarlo Stanton, Mike Trout, Bryce Harper, and Carlos Correa).
- 🔥 Named the 3B on the 2018 Topps All-Star Rookie Team.
- 🔥 Earned the 2018 Greg Montalbano Minor League Player of the Year Award and 2019 Tommy Harper Heart and Hustle Award from the Boston Baseball Writers.
- 🔥 Made his 1st career Opening Day roster in 2018 and hit 21 HR in 121 games, missing 31 games due to 3 DL stints...Became only the 3rd Red Sox player ever to hit 20+ HR in a season, all before turning 22...Joined Ted Williams (1939) and Tony Conigliaro (1964-66).
- 🔥 Was 21 years and 156 days old on Opening Day in 2018 (3/29 at TB)...Was the Sox' 2nd-youngest Opening Day starter at 3B...Luis Alvarado was 21 years and 82 days old when the Sox opened the 1970 season at NYY.
- 🔥 Hit a grand slam on 4/18/18 at LAA at 21 years and 176 days old...Became the youngest Red Sox player to hit a grand slam since Tony Conigliaro on 8/24/65 vs. WSH-G1 (20 years, 229 days old).
- 🔥 In the 1st game of a doubleheader vs. BAL on 9/26/18, went 4-for-5 with 2 HR, 6 RBI, and a double...Joined Ted Williams (6/9/39 vs. STL) as the only Red Sox ever to record 6+ RBI in a game at the age of 21 or younger.
- 🔥 Made his ML debut on 7/25/17 at SEA, starting at 3B (0-for-4, 2 BB, R)...At 20 years and 275 days old, was the youngest BOS position player to appear in a game since Luis Alvarado (20y, 259d) in 1969.
- 🔥 In his 2nd ML game, on 7/26 at SEA, hit a solo HR off Andrew Moore in the 3rd inning for his 1st ML hit...At 20 years and 276 days old, was the youngest Red Sox to homer since Tony Conigliaro in September 1965.
- 🔥 Homered on 8/13 at NYY and hit 2 HR on 8/14 vs. CLE...According to Elias, joined Ted Williams and Tony Conigliaro as the only Red Sox to homer in consecutive games before turning 21...Those are also the only 3 Red Sox ever to record a multi-HR game before turning 21.

Postseason Career Highlights

- 🔥 Went 0-for-5 in his first 2 career postseason games, but has posted a .350/.422/.575 batting line in 13 playoff games since then (14-for-40, 3 HR).
- 🔥 Between 2017 and 2018, became the 1st player in MLB history to record at least 1 RBI in each of his first 8 career postseason starts (previous record: 6).
- 🔥 Tied the MLB record for consecutive postseason starts with an RBI at any point in a player's career (8), joining Lou Gehrig (1928-32), Alex Rodriguez (2007-09), and Ryan Howard (2009).
- 🔥 Started Game 1 of the 2017 ALDS at 20 years and 346 days old, becoming the youngest Red Sox position player ever to appear in a postseason game.
- 🔥 Joins Babe Ruth (1915) and Ken Brett (1967) as the only Red Sox players ever to appear in a postseason game before turning 21 years old.
- 🔥 Hit 2 HR in the 2017 ALDS vs. HOU, including an inside-the-parker in the 9th inning of Game 4 at Fenway Park... The only other rookie to hit an inside-the-park HR in the postseason is PIT's Jimmy Sebring (1903 WS-G1 at BOS off Cy Young)...Was the 17th inside-the-park HR in post-season history, the 3rd hit by a Red Sox.
- 🔥 Hit a game-winning, 2-run HR in Game 3 of the 2017 ALDS at Fenway Park, turning a 3-2 deficit into a 4-3 lead in the 3rd inning.
- 🔥 Became only the 6th player—and 1st Red Sox—ever to hit a postseason HR before turning 21, joining Mickey Mantle, Andruw Jones, Miguel Cabrera, Manny Machado, and Bryce Harper (later joined by Ronald Acuña Jr. and Juan Soto).
- 🔥 Joined Mickey Mantle, Andruw Jones, and Miguel Cabrera as the only players with multiple postseason HR before turning 21 (later joined by Juan Soto).
- 🔥 Appeared in 11 Postseason games in 2018, with the Sox going 7-1 in his starts...In the pennant-clinching win at HOU in Game 5 of the ALCS, gave BOS a 4-0 lead with a 3-run HR off Justin Verlander in the 6th inning.
- 🔥 Recorded the game-winning RBI in Game 4 of the 2018 World Series at LAD, breaking a 4-4 tie with a pinch-hit single that scored Brock Holt in the 9th inning.

2020 Red Sox

PLAYERS WITH 200+ HITS IN A SEASON BEFORE TURNING 23 (SINCE 1900)

Player	Year	Hits	Age	Team
Rafael Devers	2019	201	22	BOS
Starlin Castro	2011	207	21	CHC
Alex Rodriguez	1996	215	20	SEA
Garry Templeton	1977	200	21	STL
Dick Allen	1964	201	22	PHI
Vada Pinson	1959	205	20	CIN
Hank Aaron	1956	200	22	MIL
Al Kaline	1955	200	20	DET
Harvey Kuenn	1953	209	22	DET
Dick Wakefield	1943	200	22	DET

Player	Year	Hits	Age	Team
Stan Musial	1943	220	22	STL
Buddy Lewis	1937	210	20	WSH
Joe DiMaggio	1937	215	22	NYG
Joe DiMaggio	1936	206	21	NYG
Hal Trosky	1934	206	21	CLE
Freddie Lindstrom	1928	231	22	NYG
Lloyd Waner	1928	221	22	PIT
Lloyd Waner	1927	223	21	PIT
Ty Cobb	1909	216	22	DET
Ty Cobb	1907	212	20	DET

I HEART NEW YORK

🔥 In the Sox' 3-2 win on 8/13/17 at NYY, tied the game at 2-2 in the 9th inning by hitting a solo HR off Aroldis Chapman...At 20 years and 293 days old, became only the 4th Red Sox player to homer against the Yankees in NY before turning 21 (source: Elias)...The others are Tony Conigliaro (1964), Gene Stephens (1953), and Babe Ruth (1915).

🔥 The pitch Devers hit for a HR off Aroldis Chapman on 8/13/17 at NYY was measured at 102.8 mph, the fastest ever hit for a HR in the first 10 years of Statcast data (2008-17)...It marked only the 2nd time in his career the Yankees pitcher had allowed a HR to a left-handed batter (also BAL's Luke Scott on 6/26/11)...Chapman had faced 387 consecutive lefties without allowing a HR prior to Devers.

🔥 In 2017, homered in consecutive games on 8/18-19 vs. NYY...Joined Babe Ruth as the only players ever to homer in 3 straight games vs. NYY before turning 21 (source: Elias).

🔥 On 6/30/18 at NYY, became the youngest player ever to hit a grand slam in a Red Sox-Yankees game (21 years, 249 days), as well as the youngest player ever with 5+ hits vs. NYY on the road (since the original Yankee Stadium opened in 1923).

Minor League Career Highlights

🔥 Tabbed a league All-Star in each of his first 4 pro seasons, earning year-end selections in 2014 (Gulf Coast) and 2016 (Carolina) and mid-season selections in 2015 (South Atlantic) and 2017 (Eastern).

🔥 Began his pro career in 2014 in the Rookie-level Gulf Coast League but spent most of the year in the Dominican Summer League...Named Red Sox Minor League Offensive Player of the Month for July...After the season, ranked by *Baseball America* as the No. 99 overall prospect in baseball.

🔥 Played for the World Team in the 2015 and 2017 SiriusXM All-Star Futures Games...At 19, became the youngest Red Sox ever to participate in the game.

🔥 Named Red Sox Minor League Hitter of the Month for May 2015.

🔥 In 2016, Named Red Sox Minor League Defensive Player of the Year and tabbed a *Baseball America* High Class A All-Star...Tabbed Red Sox Minor League Defensive Player of the Month in April.

🔥 Entered the 2017 season ranked by *Baseball America* as the No. 18 prospect in baseball...Made his Triple-A debut on 7/15/17 and went 4-for-4 with a HR...Played in only 9 games with the PawSox before his ML selection.

🔥 Played for Escogido of the Dominican Winter League following the 2015 and 2016 seasons.

🔥 Participated in the Red Sox Rookie Development Program in January 2017.

MOST EXTRA-BASE HITS IN A SEASON BEFORE TURNING 23 YEARS OLD, MLB HISTORY

Rk.	Player	XBH (Year)
1.	Joe DiMaggio	96 (1937)
2.	Alex Rodriguez	91 (1996)
3.	Rafael Devers	90 (2019)

*The previous Red Sox record was 86 XBH (Ted Williams in 1939)

MOST HOME RUNS IN A SEASON BEFORE TURNING 23 YEARS OLD, RED SOX HISTORY

Rk.	Player	HR (Year)
T1.	Tony Conigliaro	32 (1965)
1.	Rafael Devers	32 (2019)
3.	Ted Williams	31 (1939)

MOST HITS IN A SEASON BEFORE TURNING 23 YEARS OLD, RED SOX HISTORY

Rk.	Player	Hits (Year)
1.	Rafael Devers	201 (2019)
2.	Xander Bogaerts	194 (2015)
3.	Ted Williams	193 (1940)

RED SOX SINGLE-SEASON LEADERS AT THIRD BASE

Rk.	Player	HR (Year)
1.	Rafael Devers	32 (2019)
2.	Butch Hobson	30 (1977)

Rk.	Player	Doubles (Year)
1.	Rafael Devers	54 (2019)
2.	Wade Boggs	51 (1989)

Rk.	Player	XBH (Year)
1.	Rafael Devers	90 (2019)
2.	Adrián Beltré	79 (2010)

Rk.	Player	RBI (Year)
1.	Mike Lowell	120 (2007)
2.	Rafael Devers	115 (2019)

Rk.	Player	Runs (Year)
T1.	Rafael Devers	129 (2019)
T1.	Billy Werber	129 (1934)

Rk.	Player	Total Bases (Year)
1.	Rafael Devers	359 (2019)
2.	Adrián Beltré	326 (2010)

Rk.	Player	SLG (Year)
1.	Wade Boggs	.588 (1987)
2.	Rafael Devers	.555 (2019)

Rafael Devers

Rafael Devers, Continued

DEVERS' 2019 RANKINGS

Stat	AL	MLB
90 XBH	1st	1st
359 total bases	1st	1st
54 doubles	1st	2nd
129 runs	2nd	2nd
201 hits	2nd	2nd
60 multi-hit games	2nd	2nd
19 3+ hit games	1st	2nd
115 RBI	4th	T-10th
31 go-ahead RBI	T-1st	T-3rd
.311 AVG	5th	12th
.361 OBP	18th	42nd
.555 SLG	9th	18th
.916 OPS	9th	23rd
32 HR	T-21st	T-43rd

IN MY DEFENSE...

In 2019, Rafael ranked 4th among 3rd basemen with 7 outs above average (source: Baseball Savant), trailing only Nolan Arenado (17), Matt Chapman (14), and Josh Donaldson (8). That was a significant improvement from 2018, when Rafael ranked 32nd at the position with -7 outs above average.

MOST DOUBLES IN A SEASON, RED SOX HISTORY

Rk.	Player	Doubles (Year)
1.	Earl Webb	67 (1931)
2.	Nomar Garciaparra	56 (2002)
T3.	Rafael Devers	54 (2019)
T3.	Dustin Pedroia	54 (2008)

MOST EXTRA-BASE HITS IN A SEASON, RED SOX HISTORY

Rk.	Player	XBH (Year)
1.	Jimmie Foxx	92 (1938)
2.	David Ortiz	91 (2004)
3.	Rafael Devers	90 (2019)

2019 Highlights

👉 Was 12th in BBWAA American League MVP voting... Earned 11 top-10 votes, including a 4th-place vote.

👉 In his 2nd full season, led the majors in XBH (90) and total bases (359) at only 22 years old.

👉 Played a team-high 156 games and recorded a .311/.361/.555/.916 batting line (201-for-647) with 54 2B, 4 3B, 32 HR, 115 RBI, and 129 runs scored.

👉 According to Baseball-Reference, his 5.3 WAR ranked 19th among position players, and 2nd among Red Sox position players behind only Mookie Betts (6.8).

👉 Led the majors with 252 hard-hit balls (95+ mph), according to Statcast.

👉 Led the Red Sox in hits (201), doubles (54), XBH (90), and AVG (.311).

👉 Recorded the 25th 30-HR/50-double season in MLB history, but only the 2nd ever by a third baseman (also Alex Bregman in 2018)...Was the first left-handed hitter to accomplish the feat since David Ortiz (2007).

👉 Joined Alex Rodriguez (1996) as the only players ever with 30+ HR and 50+ 2B in a season before turning 23.

👉 Is the youngest Red Sox player ever with 50+ doubles in a season...The only other players with 50+ doubles in a season, all before turning 23, are Alex Rodriguez (54 in 1996) and Manny Machado (51 in 2013).

👉 Set Red Sox single-season records for a 3rd baseman in HR (32), doubles (54), XBH (90), and total bases (359), and tied the record for runs scored (129).

👉 Recorded the 28th 200-hit season in Red Sox history, becoming the franchise's youngest player ever to accomplish the feat...Was only the 17th player since 1900 with 200+ hits in a season before turning 23.

👉 Had 3 hitting streaks of 10+ games (11, 11, 10).

👉 Became the first player since 1900 with 6+ hits—including 4+ doubles—in a game (source: Elias).

👉 Named AL Player of the Month for May and AL Player of the Week for 8/12-18.

👉 Moved to the No. 2 spot in the batting order on 6/25 and spent most of the remainder of the season there... Had batted as low as 8th prior to that.

👉 Had a .300+ AVG and a .900+ OPS with RISP (.336/.953), with the bases empty (.304/.926), at home (.318/.920), on the road (.304/.911), vs. RHP (.330/.996), and vs. AL East teams (.321/.936).

2019 Season Timeline

👉 Had 0 HR and 10 RBI in his first 32 games of the season (through 5/2)...From 5/3 through the end of the season, led the AL with 105 RBI and was the only AL player with 30+ HR and 100+ RBI.

👉 Was charged with 9 errors in his first 31 games (through 5/2), but none in his next 31 games (5/3-6/8).

👉 Played in each of the Sox' first 50 games...Was the youngest Red Sox player to appear in each of the team's first 50 games since George Scott in 1966 (all 162).

👉 On 4/11 vs. TOR, helped the Sox overcome a 5-0 deficit with a walk-off RBI single in the 9th inning.

👉 Recorded his 100th and 101st career RBI on 4/24 vs. DET at 22 years, 182 days old...The only other Red Sox to reach 100 RBI by that age are Tony Conigliaro (273), Bobby Doerr (272), Ted Williams (258), and Jim Rice (107).

👉 Named AL Player of the Month for May after hitting .351 and leading the AL in hits (40) and runs (tied, 25).

👉 At only 22 years old, became the youngest Red Sox ever to earn the monthly honor (introduced in 1974).

👉 In May, hit .351 (40-for-114) with a 1.021 OPS and 24 RBI over 26 games.

👉 Recorded 3 hits in 3 consecutive games from 5/10-12, joining Xander Bogaerts (2014) as the only Red Sox since 1908 with 3+ hits in 3 straight games at 22 or younger.

👉 Recorded his 50th hit of 2019 in the Sox' 41st game (5/12 vs SEA)...Prior to Devers, the last Red Sox to reach 50 hits in 41 or fewer team games, all at age 22 or younger, were Carl Yastrzemski (1962) and Ted Williams (1941).

👉 Hit .380 (19-for-50) with 5 HR during an 11-game hitting streak from 5/19-31.

👉 Homered in a career-best 3 straight games from 5/20-22...Is 1 of 6 Red Sox to homer in 3 straight games at the age of 22 or younger (also Ted Williams, Babe Ruth, Carl Yastrzemski, Rico Petrocelli, and Jim Tabor).

FIRST IMPRESSION

In his first 20 ML games from 7/25-8/19/17, Devers went 28-for-77 (.364) with 8 HR and 16 RBI.

- 👉 Devers became the 1st player ever to hit 8 HR in his first 20 ML games before turning 21 (source: Elias).
- 👉 His 28 hits were the most by a Red Sox in their first 20 games since Johnny Pesky (28 in 1942).
- 👉 The only other players since 1913 to hit safely in at least 17 of their first 20 games before turning 21 are Roberto Clemente and Ivan Rodriguez.

- 👉 Recorded an XBH and scored a run in 8 consecutive games from 5/20-28, matching Dwight Evans (1982) for the longest such streak in Red Sox history.
- 👉 Became the 2nd-youngest player in Sox history to record an XBH in 8 straight games, behind only Ted Williams, who accomplished the feat twice (source: Elias).
- 👉 From 6/24-7/6, batted .465 (20-for-43) and slugged .907 with 7 2B and 4 HR during a 10-game hitting streak.
- 👉 On 6/25 vs. CWS, hit 3 doubles at only 22 years, 244 days old...Prior to Devers, the last Red Sox player with 3+ doubles in a game at that age or younger was Dwight Evans on 7/28/73 at CLE.
- 👉 On 7/2 at TOR, had 4 hits, 2 HR, and a career-high-tying 6 RBI...Was his 2nd career game with 4+ hits and 6+ RBI (also 9/26/18 vs. BAL-G1).
- 👉 During an 11-game hitting streak from 7/20-31, went 20-for-50 (.400) with 12 XBH, 11 RBI, and 15 runs scored.
- 👉 On 8/13 & 8/14 at CLE, recorded a hit in 8 straight PA (2B, 1B, 2B, 2B, 1B, 2B, 1B, HR)...According to Elias, he was the first Red Sox in 81 years with a hit in 8 straight PA (last: Pinky Higgins on 6/21/38 at DET).
- 👉 Went 6-for-6 with 4 doubles on 8/13 at CLE...Is the only player since 1900 with 6+ hits—including 4+ doubles—in a game (source: Elias)...Tied the Red Sox single-game records for hits (5th time) and doubles (7th).
- 👉 Became the 3rd-youngest player since 1900 to go 6-for-6 in a game...Joe Morgan accomplished the feat at 21 years old on 7/8/1965 at MIL, and Jesus Alou did it at 22 years old on 7/10/1964 at CHC.
- 👉 Named AL Player of the Week for 8/12-18, batting .593 (16-for-27, 7 2B, 3 HR) with 11 RBI in 6 games.

MOST POSTSEASON RBI BEFORE TURNING 22 YEARS OLD

Rk.	Player	Years	RBI
T1.	Andruw Jones	1996-98	14
T1.	Juan Soto	2019	14
3.	Rafael Devers	2017-18	13
4.	Miguel Cabrera	2003	12

INSIDE-THE-PARK HOME RUNS IN THE POSTSEASON (RED SOX, 1903-2019)

Player	Series-Game	Inn.
Patsy Dougherty	1903 WS-2 vs. PIT	1
Larry Gardner	1916 WS-4 at BRO	2
Rafael Devers	2017 ALDS-4 vs. HOU	9

- 👉 On 9/8 vs. NYY, tied the AL record for total chances at 3B in a 9-inning game (14)...According to Elias, the only other players with 14+ chances at 3B in a 9-inning game since 1900 are WSH's Wid Conroy (14 on 9/25/1911) and NYG's Art Devlin (15 on 5/23/1908).
- 👉 Entered the final game of the season (9/29 vs. BAL) with 198 hits and went 3-for-5...Had the Sox' final at-bat, a single that advanced Mookie Betts to 3B (Betts came around to score the winning run on the play).

Personal

- 👉 Signed by Manny Nanita (Red Sox).
- 👉 His cousin, Jose, has played professionally in the Yankees (2017) and Marlins (2018-19) organizations.

In the Community

- 👉 Attended Red Sox Winter Weekend in January 2018, '19, and '20, signing autographs, posing for pictures with fans, and taking part in a kids press conference.
- 👉 Has met with Jimmy Fund patients at Fenway Park.
- 👉 As part of the Red Sox Rookie Development Program in January 2017, helped paint murals at Higginson-Lewis K-8 School and visited with patients at Boston Children's Hospital.
- 👉 Took part in a Red Sox Kids Camp at Fenway Park in June 2018.
- 👉 Has participated in events that benefit the Red Sox Foundation, including Casino Night and Picnic in the Park.

Rafael Devers

Rafael Devers, Continued

Rafael Devers's Career Record

YEAR	CLUB	AVG	G	AB	R	H	2B	3B	HR	RBI	SH	SF	HB	BB	SO	SB	CS	OBP	SLG	OPS
2014	DSL Red Sox	.337	28	104	26	35	6	3	3	21	0	2	1	21	20	4	1	.445	.538	.983
	GCL Red Sox	.312	42	157	21	49	11	2	4	36	0	1	2	14	30	1	0	.374	.484	.858
2015	Greenville	.288	115	469	71	135	38	1	11	70	1	6	8	24	84	3	2	.329	.443	.772
2016	Salem	.282	128	503	64	142	32	8	11	71	0	2	1	40	94	18	6	.335	.443	.778
2017	Portland	.300	77	287	48	86	19	3	18	56	0	1	1	31	55	0	3	.369	.575	.944
	Pawtucket	.400	9	35	6	14	1	0	2	4	0	0	0	3	8	0	0	.447	.600	1.047
2018	BOSTON	.284	58	222	34	63	14	0	10	30	0	0	0	18	57	3	1	.338	.482	.820
	BOSTON	.240	121	450	59	108	24	0	21	66	0	2	0	38	121	5	2	.298	.433	.731
	Lowell	.250	1	4	1	1	0	0	1	2	0	0	0	0	0	0	0	.250	1.000	1.250
2019	Pawtucket	.333	6	21	3	7	2	0	1	2	0	0	0	1	6	0	0	.364	.571	.935
	BOSTON	.311	156	647	129	201	54	4	32	115	1	2	4	48	119	8	8	.361	.555	.916
Major League Totals		.282	335	1319	222	372	92	4	63	211	1	4	4	104	297	16	11	.335	.501	.837
Minor League Totals		.297	406	1580	240	469	109	17	51	262	1	12	13	134	297	26	12	.354	.484	.838

2013 Signed by the Boston Red Sox as an international free agent, 8/9

2018 On disabled list with left shoulder inflammation, 7/11-20

On disabled list with a left hamstring strain, 7/29-8/7

On disabled list with a left hamstring strain, 8/16-9/3

Postseason Record

AVG	G	AB	R	H	2B	3B	HR	RBI	SH	SF	HB	BB	SO	SB	CS	OBP	SLG	OPS
.311	15	45	10	14	0	0	3	14	0	1	0	5	17	1	0	.373	.511	.884

Division Series Record

YEAR	CLUB	AVG	G	AB	R	H	2B	3B	HR	RBI	SH	SF	HB	BB	SO	SB	CS	OBP	SLG	OPS
2017	BOS vs. HOU	.364	4	11	3	4	0	0	2	5	0	1	0	2	4	0	0	.429	.909	1.338
	BOS vs. NYY	.286	2	7	2	2	0	0	0	1	0	0	0	1	1	0	0	.286	.286	.571
Division Series Totals		.333	6	18	5	6	0	0	2	6	0	1	0	2	5	1	0	.381	.667	1.048

League Championship Series Record

YEAR	CLUB	AVG	G	AB	R	H	2B	3B	HR	RBI	SH	SF	HB	BB	SO	SB	CS	OBP	SLG	OPS
2018	BOS vs. HOU	.385	4	13	4	5	0	0	1	6	0	0	0	2	5	0	0	.467	.615	1.082

World Series Record

YEAR	CLUB	AVG	G	AB	R	H	2B	3B	HR	RBI	SH	SF	HB	BB	SO	SB	CS	OBP	SLG	OPS
2018	BOS vs. LAD	.214	5	14	1	3	0	0	0	2	0	0	0	1	7	0	0	.267	.214	.481

Career Fielding Record

POS	PCT.	G	GS	PO	A	E	TC	DP
3B	.934	324	320	202	644	60	906	46
SS	-	1	0	0	0	0	0	0

Career Single-Game Highs

HITS: 6, 8/13/19 at CLE; **DOUBLES:** 4, 8/13/19 at CLE; **HOME RUNS:** 2, 4x, last 7/2/19 at TOR; **RBI:** 6, 2x, last 7/2/19 at TOR; **RUNS SCORED:** 3, 6x, last 8/28/19 at COL; **WALKS:** 2, 13x, last 9/6/19 vs. NYY; **STRIKEOUTS:** 3, 10x, last 9/17/19 vs. SF; **STOLEN BASES:** 1, 16x, last 6/5/19 at KC; **HITTING STREAK:** 11, 2x, last 7/20-31/19; **EJECTIONS:** None

Home Run Notes

MULTI-HOME RUN GAMES (4); 2-HOME RUN GAMES (4): 8/14/17 vs. CLE; 5/4/18 at TEX; 9/26/18 vs. BAL-G1; 7/2/19 at TOR; **LEADOFF HOME RUNS (0); GRAND SLAMS (2):** 4/18/18 at LAA off Tyler Skaggs; 6/30/18 at NYY off Sonny Gray; **PINCH-HIT HOME RUNS (0); EXTRA-INNING HOME RUNS (1):** 6/16/19 at BAL off Mychal Givens (10th); **GAME-ENDING HOME RUNS (0); INSIDE-THE-PARK HOME RUNS (0)**

Major League Firsts

GAME: 7/25/17 at SEA (started at 3B); **HIT:** 7/26/17 at SEA off Andrew Moore (HR, 3rd inning); **HOME RUN:** 7/26/17 at SEA off Andrew Moore (solo, 3rd inning); **GAME-ENDING RBI:** 4/11/19 vs. TOR off Ken Giles (single, 9th inning)

20 JETER DOWNS INF



Bats: Right • **Throws:** Right • **Height:** 5-11 • **Weight:** 195
Opening Day Age: 21 • **MLB Service:** None
Born: 7/27/1998 in San Andres, Colombia
Resides: Miami, FL
Acquired: From the Los Angeles Dodgers
in a 5-player trade on 2/10/2020
Contract Status: Signed through 2020

Non-Roster Invitee

Career Highlights

- Entering his 4th professional season, his 1st in the Red Sox organization and his 1st in Major League Spring Training camp.
- Begins 2020 ranked by *Baseball America* as the Sox' No. 3 prospect, as well as the No. 86 prospect in baseball.
- Entered 2018 ranked by *Baseball America* as the No. 11 prospect in the CIN system and began 2019 ranked as the No. 13 prospect in the LAD organization.
- Spent his first 2 seasons in the Reds organization (2017-18) after signing with CIN as the 32nd overall selection in the 2017 June Draft.
- Acquired by LAD in December 2018 with RHP Homer Bailey and RHP Josiah Gray in exchange for OF Yasiel Puig, OF Matt Kemp, LHP Alex Wood, C Kyle Farmer, and cash.
- Has made 189 starts at SS and 82 at 2B.

2019 Highlights

- Named a *Baseball America* High Class A All-Star, as well as a California League mid- and post-season All-Star with Rancho Cucamonga.
- Split the 2019 season between High-A Rancho Cucamonga (107 games) and Double-A Tulsa (12 games) and hit .276 (127-for-460) with an .888 OPS, 35 2B, 24 HR, 24 SB, 86 RBI, and 92 runs scored.
- After batting .192 (23-for-120) through his first 29 games, hit .306 (104-for-340) over his final 90.
- Set career highs in runs scored, hits, total bases (242), 2B, 3B (4), RBI, BB, AVG, SLG (.526), and OPS.
- Was 1 of only 10 minor league players with at least 20 HR and 20 SB in 2019.

- Led LAD minor leaguers with 63 XBH and ranked among that group in 2B (2nd, 35), total bases (2nd, 242), RBI (3rd, 86), runs (3rd, 92), HR (T-4th, 24), SB (T-4th, 24), hits (6th, 127), SLG (7th, .507), BB (7th, 60), and OPS (8th, .862).
- Led the California League (High-A) with 33 2B and ranked among league leaders in OPS (3rd, .862), RBI (T-3rd, 75), SLG (4th, .507), runs scored (5th, 78), total bases (6th, 209), and HR (T-7th, 19).
- Played 102 games (99 starts) at SS and 11 games (10 starts) at 2B between the 2 levels.

2019 Season Timeline

- Began the season with High-A Rancho Cucamonga.
- Had a season-high 5 RBI on 4/18 vs. San Jose.
- Hit 2 HR on 5/4 at San Jose.
- Collected a season-high 4 hits twice: 5/15 at Lancaster (4-for-5) and 8/11 at Stockton (4-for-5).
- Assigned to Double-A Tulsa on 8/20, where he spent the remainder of the season and hit .333 (16-for-48) with 5 HR and 11 RBI in 12 games.
- Recorded 2 hits in 5 consecutive games from 8/24-29.

Personal

- Full name is Jeter Deion Downs...His mother chose the name "Jeter" in honor of former shortstop Derek Jeter.
- Signed by Hector Otero (Reds).
- His brother, Jerry, is also in the Red Sox system, selected by the club in the 2015 June Draft.
- Graduated from Pace High School (Miami, FL).

Jeter Downs' Career Record

YEAR	CLUB	AVG	G	AB	R	H	2B	3B	HR	RBI	SH	SF	HB	BB	SO	SB	CS	OBP	SLG	OPS
2017	Billings	.267	50	172	31	46	3	3	6	29	1	5	4	27	32	8	5	.370	.424	.795
2018	Dayton	.257	120	455	63	117	23	2	13	47	2	1	14	52	103	37	10	.351	.402	.753
2019	Rancho Cucamonga	.269	107	412	78	111	33	4	19	75	2	7	4	54	97	23	8	.354	.507	.862
	Tulsa	.333	12	48	14	16	2	0	5	11	0	0	2	6	10	1	0	.429	.688	1.116
Minor League Totals		.267	289	1087	186	290	61	9	43	162	5	13	24	139	242	69	23	.359	.458	.817
2017	Signed by the Cincinnati Reds as a competitive-balance Round A selection (32nd overall) in the June Draft																			
2018	Acquired by the Los Angeles Dodgers with RHP Homer Bailey and RHP Josiah Gray in exchange for OF Yasiel Puig, OF Matt Kemp, LHP Alex Wood, C Kyle Farmer, and cash, 12/21																			
2020	Acquired by the Boston Red Sox with OF Alex Verdugo and C/INF Connor Wong in exchange for OF Mookie Betts, LHP David Price, and cash, 2/10																			

Jeter
Downs

92 JARREN DURAN OF



Bats: Left • **Throws:** Right • **Height:** 6-2 • **Weight:** 187

Opening Day Age: 23 • **MLB Service:** None

Born: 9/5/1996 in Corona, CA

Resides: Buena Park, CA

Acquired: Selected in the 7th round of the 2018 June Draft

Contract Status: Signed through 2020

Non-Roster Invitee

Career Highlights

- Entering his 3rd professional season, his 1st in Major League Spring Training camp.
- Begins 2020 ranked by *Baseball America* as the Red Sox' No. 5 prospect, as well as the best hitter for average in the organization.
- Named by *Baseball America* the 2019 High Class A Player of the Year...Also recognized as a High Class A All-Star in 2019 and a Short-Season All-Star in 2018.
- Tabbed a 2019 Carolina League mid-season All-Star.
- Played in the 2019 SiriusXM All-Star Futures Game.
- Selected as a 2019 Arizona Fall League Fall Star.
- Named the Red Sox' 2019 Minor League Base Runner of the Year...Was also tabbed Red Sox Minor League Base Stealer of the Month for July 2018 and Base Runner of the Month for August/September 2018.
- Stole 24 bases in 2018 and led Red Sox minor leaguers with 46 steals in 2019.
- Has made 144 starts in CF, 30 in RF, and 20 at 2B, but played no defensive position other than CF in 2019.
- In his career, has posted a .370 AVG/.875 OPS against LHP and a .303 AVG/.802 OPS against RHP.

2019 Highlights

- Hit .303 (157-for-519) with 24 2B, 8 3B, and 46 stolen bases between High-A Salem and Double-A Portland.
- Named Red Sox Minor League Base Runner of the Year.
- His 46 steals led Red Sox minor leaguers and ranked 8th among all of Minor League Baseball...Also led Sox minor leaguers in hits (157), runs (90), and triples (tied, 8).
- Named by *Baseball America* the High Class A Player of the Year and a High Class A All-Star.
- Tabbed a Carolina League mid-season All-Star...Also named CL Player of the Week for 5/12-18.
- Played in the 2019 SiriusXM All-Star Futures Game.
- Played in 24 games for Peoria in the Arizona Fall League and was selected to the Fall Stars Game.

2019 Season Timeline

- Opened the season with High-A Salem and hit safely in 40 of his 50 games with the club, including in 16 straight from 5/7-24.
- Named Carolina League Player of the Week for 5/12-18 after hitting .458 (11-for-24) in 6 games.
- Was leading all of Minor League Baseball in AVG (.387) and OBP (.456) at the time he was promoted to Double-A Portland on 6/3, and was hitting .404 through 5/30.
- After batting .208 in his first 41 games with the Sea Dogs, went 47-for-161 (.292) in his final 41 games from 7/21 through the end of the season.
- Played in the SiriusXM All-Star Futures Game on 7/7 at Progressive Field...Entered in the 6th inning as a pinch-hitter and remained in the game as a DH (1-for-2, SB).
- Recorded a 12-game hitting streak with Portland from 7/21-8/2 (.423 AVG, 22-for-52).
- Following the regular season, played in 24 games for Peoria in the Arizona Fall League and hit .267 (24-for-90) with 9 RBI and 7 stolen bases.

Personal

- Full name is Jarren William Duran.
- Signed by Justin Horowitz (Red Sox).
- Hit .294 in 3 seasons as a 2nd baseman at California State University, Long Beach (2016-18)...Left school ranked 4th in program history with 49 stolen bases.
- Led the Big West Conference in 2018 with 17 steals in 19 attempts (89.5%)...Also as a junior, led LBSU in hits (67) and runs (42)...Earned Second Team All-Big West honors in 2017.
- Graduated in 2015 from Cypress High School.

In the Community

- As part of the Red Sox Rookie Development Program, visited patients at Boston Children's Hospital on 1/15/20.

Jarren Duran's Career Record

YEAR	CLUB	AVG	G	AB	R	H	2B	3B	HR	RBI	SH	SF	HB	BB	SO	SB	CS	OBP	SLG	OPS
2018	Lowell	.348	37	155	28	54	5	10	2	20	0	1	1	11	26	12	4	.393	.548	.941
	Greenville	.367	30	128	24	47	9	1	1	15	0	0	1	5	22	12	6	.396	.477	.872
2019	Salem	.387	50	199	49	77	13	3	4	19	0	1	3	23	44	18	5	.456	.543	.998
	Portland	.250	82	320	41	80	11	5	1	19	3	1	5	23	84	28	8	.309	.325	.634
Minor League Totals		.322	199	802	142	258	38	19	8	73	3	3	10	62	176	70	23	.376	.446	.823

2018 Signed by the Boston Red Sox as a 7th-round selection in the June Draft

17 NATHAN EOVALDI

RHP



Bats: Right • **Throws:** Right • **Height:** 6-2 • **Weight:** 217
Opening Day Age: 30 • **MLB Service:** 8 years, 13 days
Born: 2/13/1990 in Houston, TX
Resides: Friendswood, TX
Acquired: Signed as a free agent on 12/6/2018
Contract Status: Signed through 2022

The Rundown

- 🔥 Enters his 13th professional season, his 3rd in the Red Sox organization.
- 🔥 Was selected by the Dodgers in the 11th round of the 2008 June Draft...Has pitched in the majors for LAD (2011-12), MIA (2012-14), NYY (2015-16), TB (2018), and BOS (2018-19).
- 🔥 Was traded from the Rays to the Red Sox in July 2018, then signed with BOS as a free agent the following off-season after helping the club win the World Series.
- 🔥 Has undergone 2 Tommy John surgeries (see table on right)...Missed the entire 2017 season on the DL.
- 🔥 Among pitchers with at least 900.0 IP since the start of 2011, his average fastball velocity of 97.0 mph is the highest in MLB (source: FanGraphs).
- 🔥 Threw 97 pitches in relief in Game 3 of the 2018 World Series...Allowed 1 run (unearned) in the 12th-17th innings before giving up a walk-off HR to Max Muncy in the 18th, marking the longest game in World Series history.

Additional Career Highlights

- 🔥 Selected to the Dodgers' roster on 8/6/11 and made his ML debut that night at ARI, earning the win and going 1-for-2 (5.0 IP, 2 ER)...Was the 1st Dodger to record a win and a hit in his ML debut since Doug Rau on 9/2/72 at STL...Singled off Joe Saunders in his 1st at-bat.
- 🔥 Traded to the Marlins on 7/25/12...Posted a 3.39 ERA (40 ER/106.1 IP) in 18 starts in 2013, his 1st full ML season...In 2014, established career bests in starts (33), innings (199.2), and strikeouts (142).
- 🔥 Traded to NYY on 12/19/14...Went 14-3 in 2015, with his .824 win % leading the AL and ranking 2nd in MLB (Zack Greinke, .864)...Recorded a career-best 9-game win streak spanning 13 starts from 6/20-8/30/15.
- 🔥 Recorded 7+ SO in 7 consecutive starts from 8/19/15-4/20/16, still tied for the longest streak in NYY history.
- 🔥 On 5/18/16 at ARI, yielded a double to start the game before retiring his final 18 BF...Was the 1st NYY pitcher to go 6.0+ IP and allow 1 or 0 baserunners since Mike Mussina lost his perfect game after 26 BF on 9/2/01 at BOS.
- 🔥 Acquired by the Rays on 2/16/17 but spent the entire 2017 season recovering from Tommy John surgery...Made rehab appearances in the minors in September.
- 🔥 In his first ML outing since his Tommy John surgery, threw 6.0 hitless innings on 5/30/18 at OAK (70 pitches).

AVERAGE FASTBALL VELOCITY, 2011-19 (MIN. 900.0 IP)

Rk.	Pitcher	Velocity
1.	Nathan Eovaldi	97.0
2.	Gerrit Cole	96.7
3.	Jacob deGrom	95.9
4.	Stephen Strasburg	95.8
5.	Chris Archer	95.5

*Source: FanGraphs

MOST STARTS IN THE MAJORS AFTER UNDERGOING MULTIPLE TOMMY JOHN SURGERIES

Nathan underwent Tommy John surgery as a junior in high school on 5/27/07, and again on 8/19/16. He became the 32nd player to pitch in the majors after multiple Tommy John surgeries, and only the 12th to start a major league game after doing so.

Pitcher	Surgeries	Starts
LHP Chris Capuano	2002, 2008	109
RHP Tyler Chatwood	2006, 2014	77
RHP Nathan Eovaldi	2007, 2016	33

*Compiled by Jon Roegerle (Hardball Times/Fangraphs)

- 🔥 Acquired by BOS on 7/25/18...Began his Sox career with a 15.0-inning scoreless streak and became the 3rd Red Sox pitcher in the Live Ball Era to hold his opponent scoreless in each of his first 2 starts with the club (also "Boo" Ferris in 1945 and Vaughn Eshelman in 1995).
- 🔥 Made his Sox debut on 7/29/18 vs. MIN (7.0 IP, 4 H, 0 R, 0 BB, 5 SO)...Prior to Eovaldi, the last Red Sox pitcher with 0 BB over 7.0+ scoreless IP in his team debut was King Brady on 10/5/1908 vs. the New York Highlanders.
- 🔥 Limited NYY to 3 hits on 8/4/18 and 2 hits on 9/18/18... Became the 1st Red Sox with consecutive scoreless starts with 3 hits or fewer allowed vs. NYY since Smokey Joe Wood in 1911.

Nathan Eovaldi, Continued

Postseason Highlights

- 🔥 Made his Postseason debut in 2018...Won both of his starts and made 4 relief appearances, posting a 1.61 ERA (4 ER/22.1 IP) with 16 SO and 3 BB.
- 🔥 Started and won Game 3 of the ALDS at Yankee Stadium (7.0 IP, 5 H, 1 R, 0 BB, 5 SO)...Became only the 7th Red Sox pitcher to throw 7.0+ innings, issue 0 BB, and give up 1 or 0 runs in a Postseason game.
- 🔥 Became the 20th pitcher in MLB history to throw 7.0+ innings, issue 0 BB, and allow 1 or 0 runs in a Postseason debut (last: Jake Arrieta in 2005), and the 3rd Sox pitcher to do so (also Dutch Leonard and Rube Foster in 1915).
- 🔥 Started and won Game 3 of the ALCS at HOU (6.0 IP, 2 R)...Became the 4th pitcher to throw 6.0+ innings and allow 2 runs or fewer in each of his first 2 career Postseason outings, both for BOS...The others are Dutch Leonard (1915-16), Babe Ruth (1916-18), and Jim Lonborg (1967).
- 🔥 His final Postseason outing came in Game 3 of the World Series at LAD, when he threw 97 pitches in relief during the Sox' 3-2, 18-inning loss (6.0 IP, 3 H, 2 R, 1 ER, 1 BB, 5 SO).
- 🔥 The only other Red Sox to throw 6.0+ innings of relief in a playoff game are Pedro Martinez (6.0, 1999 ALDS-G5), Charley Hall (8.0, 1912 WS-G7), Ray Collins (7.0, 1912 WS-G6), and Cy Young (7.0, 1903 WS-G3).

Minor League Career Highlights

- 🔥 Ranked by *Baseball America* as the No. 3 prospect in the Dodgers system following the 2010 season, as well as having the best fastball in the organization.
- 🔥 Named a 2010 California League mid-season All-Star with High-A Inland Empire.
- 🔥 Named a 2011 Southern League mid-season and postseason All-Star with Double-A Chattanooga.

2019 Highlights

- 🔥 Made 23 appearances (12 starts), missing roughly 3 months of the season on the injured list (right elbow injury).
- 🔥 Began the season in the starting rotation, but his first 11 appearances after coming off the IL were in relief...His final 8 outings of the season came as a starter.
- 🔥 Had a 5.31 ERA (12 ER/20.1 IP) in 4 starts on 4 days rest, but a 2.00 ERA (4 ER/18.1 IP) in 4 starts on 5+ days rest.
- 🔥 Made his season debut on 3/29 at SEA, his first appearance in March/April since 2016.
- 🔥 Threw 5.0+ innings in each of his first 4 starts before being placed on the IL on 4/20 (retro to 4/18) with a loose body in the right elbow.
- 🔥 On 4/23, underwent right elbow arthroscopy and loose body removal...The surgery was performed by Dr. Christopher Ahmad at New York-Presbyterian Hospital.
- 🔥 Transferred to the 60-day IL on 6/25.
- 🔥 Made a rehab appearance with Triple-A Pawtucket on 7/18 vs. Louisville (1.0 IP, 1 BB, 3 SO).
- 🔥 Reinstated from the 60-day IL on 7/20.
- 🔥 Allowed 5 ER in 2.2 IP in his first 3 outings after being reinstated from the IL...In his final 8 relief appearances, allowed 3 ER in 10.2 IP and held opponents to a .205 AVG.
- 🔥 Went 5.0+ innings in his final 2 starts of the season (6.0 IP at TB on 9/22 and 5.0 IP vs. BAL on 9/27)...His win on 9/22 was his first as a starter since 9/24/18 vs. BAL.

EOVALDI'S 2018 WORLD SERIES

Gm.	Pitches	Notes
1	16	Perfect 8th inning
2	13	Perfect 8th inning
3	97	6.0+ IP, 3 H, 2 R/1 ER, BB, 5 SO

EOVALDI VS. THE YANKEES AS A MEMBER OF THE RED SOX

Game	Stats
8/4/18 vs. NYY	8.0 IP, 3 H, 0 R, 1 BB, 4 SO
9/18/18 at NYY	6.0 IP, 2 H, 0 R, 2 BB, 5 SO
9/29/18 vs. NYY	2.0 IP, 1 H, 1 R/0 ER, 0 BB, 4 SO
*10/8/18 at NYY	7.0 IP, 5 H, 1 R, 0 BB, 5 SO
4/17/19 at NYY	6.0 IP, 3 H, 1R/0 ER, 1 BB, 6 SO
^7/25/19 vs. NYY	1.0 IP, 1 H, 0 R, 0 BB, 1 SO
^7/27/19 vs. NYY	1.0 IP, 3 H, 2 R, 0 BB, 2 SO
^8/2/19 at NYY	1.0 IP, 0 H, 0 R, 0 BB, 1 SO
Totals:	32.0 IP, 1.83 ERA, 26 H, 5 BB, 33 SO
	*ALDS Game 3 ^In relief

Personal

- 🔥 Full name is Nathan Edward Eovaldi...Last name is pronounced "ee-VAHL-dee."
- 🔥 Signed by Chris Smith (Dodgers).
- 🔥 Is married with 2 children.
- 🔥 Graduated in 2008 from Alvin (TX) High School...Underwent Tommy John surgery as a junior on 5/27/07, performed by Dr. David Lintner...Recovered in time to pitch as a senior.
- 🔥 Grew up in Alvin, TX, the same hometown as Hall of Famer Nolan Ryan...Both pitchers attended Alvin High School, but they did not meet until 2016, when the Yankees visited the Astros.

In the Community

- 🔥 Attended Red Sox Winter Weekend in January 2020, signing autographs, posing for pictures with fans, and taking part in a game show event.
- 🔥 Visited Walter Reed Medical Center in Washington, DC, in May 2019.
- 🔥 In the summer of 2019, took part in a BoSox Luncheon and a Red Sox Kids Camp.
- 🔥 During spring training in 2019, visited the Golisano Children's Hospital and attended a meet & greet with a Parkland Little League team.
- 🔥 During his brief time with the Red Sox in 2018, took part in Picnic in the Park in August, an event that benefits the Red Sox Foundation...Also met with Jimmy Fund patients at Fenway Park in September.

Nathan Eovaldi's Career Record

YEAR	CLUB	W-L	ERA	G-GS	CG-SHO	SV	IP	H	R	ER	HR	HB	BB	SO	SO/9	WHIP	AVG
2008	GCL Dodgers	0-1	1.13	6-0	0-0	1	8.0	6	1	1	0	0	3	9	10.13	1.13	.207
	Odgen	0-0	0.00	1-0	0-0	0	2.2	1	0	0	0	0	0	2	8.18	0.37	.125
2009	Great Lakes	3-5	3.27	26-16	0-0	1	96.1	95	48	35	2	6	41	71	6.65	1.41	.265
	Inland	3-5	4.45	16-14	2-2	0	85.0	99	46	42	3	4	33	58	6.14	1.55	.302
2010	AZL Dodgers	0-1	4.32	3-3	0-0	0	8.1	6	4	4	0	1	4	10	11.11	1.20	.214
	Odgen	1-0	1.80	1-1	0-0	0	5.0	3	2	1	0	1	0	4	7.20	0.60	.167
2011	Chattanooga	6-5	2.62	20-19	0-0	0	103.0	76	41	30	3	2	46	99	8.65	1.18	.203
	LOS ANGELES-NL	1-2	3.63	10-6	0-0	0	34.2	28	14	14	2	2	20	23	5.97	1.38	.230
2012	Chattanooga	2-2	3.09	9-8	0-0	0	35.0	30	12	12	2	2	13	30	7.71	1.23	.240
	LOS ANGELES-NL	1-6	4.15	10-10	0-0	0	56.1	63	27	26	5	0	20	34	5.43	1.47	.289
2013	MIAMI	3-7	4.43	12-12	0-0	0	63.0	70	32	31	5	3	27	44	6.29	1.54	.279
	Jupiter	0-1	3.00	2-2	0-0	0	9.0	9	3	3	1	0	2	6	6.00	1.22	.265
2014	Jacksonville	1-0	5.40	3-3	0-0	0	11.2	13	7	7	0	0	4	9	7.23	1.46	.289
	MIAMI	4-6	3.39	18-18	0-0	0	106.1	100	44	40	7	1	40	78	6.60	1.32	.249
2014	MIAMI	6-14	4.37	33-33	0-0	0	199.2	223	107	97	14	7	43	142	6.40	1.33	.282
2015	NEW YORK-AL	14-3	4.20	27-27	0-0	0	154.1	175	72	72	10	3	49	121	7.06	1.45	.285
2016	NEW YORK-AL	9-8	4.76	24-21	0-0	0	124.2	123	66	66	23	1	40	97	7.00	1.31	.255
2017							Did Not Pitch										
2018	Charlotte	0-0	4.50	3-3	0-0	0	6.0	6	3	3	2	0	0	7	10.50	1.00	.250
	Durham	0-1	18.00	1-1	0-0	0	4.0	10	8	8	1	0	0	6	13.50	2.50	.455
2019	TAMPA BAY	3-4	4.26	10-10	0-0	0	57.0	48	27	27	11	1	8	53	8.37	0.98	.225
	BOSTON	3-3	3.33	12-11	0-0	0	54.0	57	28	20	3	2	12	48	8.00	1.28	.266
2019	BOSTON	2-1	5.99	23-12	0-0	0	67.2	72	46	45	16	3	35	70	9.31	1.58	.276
	Pawtucket	0-0	0.00	1-0	0-0	0	1.0	0	0	0	0	0	1	3	27.00	1.00	.000
Major League Totals		46-54	4.30	179-160	0-0	0	917.2	959	463	438	96	23	294	710	6.96	1.37	.269
Minor League Totals		16-21	3.50	92-70	2-2	2	375.0	354	175	146	14	16	147	314	7.54	1.34	.254
Red Sox Totals		5-4	4.81	35-23	0-0	0	121.2	129	74	65	19	5	47	118	8.73	1.45	.272

Nathan Eovaldi

- 2008 Signed by the Los Angeles Dodgers as an 11th-round selection in the June Draft
- 2012 Acquired by the Miami Marlins with RHP Scott McGogh in exchange for LHP Randy Choate and INF Hanley Ramirez, 7/25
- 2013 On disabled list with mild right shoulder inflammation, 3/24-6/17
- 2014 Acquired by the New York Yankees with RHP Domingo Germán and 1B Garrett Jones in exchange for RHP David Phelps, INF Martin Prado, and cash considerations, 12/19
- 2016 On disabled list with right elbow tendon injury, 8/11 through remainder of season
- 2017 Signed by the Tampa Bay Rays as a free agent, 2/16
- On disabled list recovering from Tommy John surgery, 3/10 through remainder of season
- 2018 On disabled list with loose bodies in right elbow, 3/28-5/30
- Acquired by the Boston Red Sox in exchange for LHP Jalen Beeks, 7/25
- Signed by the Boston Red Sox as a free agent, 12/6
- 2019 On injured list with a loose body in his right elbow, 4/18-7/19

Postseason Record

W-L	ERA	G-GS	CG-SHO	SV	IP	H	R	ER	HR	HB	BB	SO	SO/9	WHIP	AVG
2-1	1.61	6-2	0-0	0	22.1	15	5	4	1	0	3	16	6.45	0.81	.185

Division Series Record

YEAR	CLUB	W-L	ERA	G-GS	CG-SHO	SV	IP	H	R	ER	HR	HB	BB	SO	SO/9	WHIP	AVG
2018	BOS vs. NYY	1-0	1.29	1-1	0-0	0	7.0	5	1	1	0	0	0	5	6.43	0.71	.200

League Championship Series Record

YEAR	CLUB	W-L	ERA	G-GS	CG-SHO	SV	IP	H	R	ER	HR	HB	BB	SO	SO/9	WHIP	AVG
2018	BOS vs. HOU	1-0	2.45	2-1	0-0	0	7.1	7	2	2	0	0	2	5	6.14	1.23	.241

World Series Record

YEAR	CLUB	W-L	ERA	G-GS	CG-SHO	SV	IP	H	R	ER	HR	HB	BB	SO	SO/9	WHIP	AVG
2018	BOS vs. LAD	0-1	1.13	3-0	0-0	0	8.0	3	2	1	1	0	1	6	6.75	0.50	.111

Career Batting Totals

AVG	G	AB	R	H	2B	3B	HR	RBI	SH	SF	HB	BB	SO	SB	CS	E
Major League Totals	.079	179	151	8	12	0	0	0	2	14	0	0	6	96	0	3

Career Single-Game Highs

INNINGS: 8.0, 8x, last 8/4/18 vs. NYY; **STRIKEOUTS:** 10, 2x, last 9/24/18 vs. BAL; **HITS:** 12, 8/16/13 vs. SF; **RUNS:** 11, 8/16/13 vs. SF; **WALKS:** 6, 8/8/12 for MIA at NYM; **HOME RUNS:** 4, 2x, last 6/20/18 for TB at HOU; **WINNING STREAK:** 9, 6/20-8/30/15; **EJECTIONS:** None; **SCORELESS INNINGS STREAK:** 19.0, 7/20-8/10/18

Major League Firsts

APPEARANCE: 8/6/11 at ARI (start, 5.0 IP); **STRIKEOUT:** 8/6/11 at ARI (Kelly Johnson, swinging); **WIN:** 8/6/11 at ARI (5.0 IP); **SAVE:** N/A

56 MATT HALL

LHP



Bats: Left • **Throws:** Left • **Height:** 6-0 • **Weight:** 200

Opening Day Age: 26 • **MLB Service:** 75 days

Born: 7/23/1993 in Independence, MO

Resides: Lee's Summit, MO

Acquired: From Detroit in exchange for

minor league C Jhon Nuñez on 1/17/2020

Contract Status: Signed through 2020

The Rundown

- Entering his 6th professional season, his 1st in the Red Sox organization.
- Selected by DET in the 6th round of the 2015 June Draft and spent his first 5 seasons in the Tigers organization.
- Made his ML debut in September 2018...Each of his 21 ML appearances has come in relief.
- From 2015-17, 58 of his 60 appearances came as a starter...Began the 2018 season as a reliever.
- Named Tigers 2018 Minor League Pitcher of the Year.

Additional Career Highlights

- Named a 2016 Midwest League mid-season All-Star and a 2017 Florida State League post-season All-Star.
- Tabbed a 2017 *Baseball America* High Class A All-Star.
- Has been named Pitcher of the Week in the Florida State League (6/26-7/2/17) and Eastern League (7/2-8/18).
- Began the 2016 season by allowing 1 or 0 runs in 11 straight starts from 4/9-6/13 (8-0, 1.09 ERA, 8 ER/66.1 IP).
- Named Florida State League Pitcher of the Month for June 2017 (3-0, 0.00 ERA, 0 ER/25.2 IP)...Allowed 0 ER over 7 appearances from 5/28-7/8 (43.0 IP).
- In 2018, led qualified DET minor leaguers in ERA (2.13).
- Made his ML debut on 9/15/18 at CLE (1.0 IP), entering in the 1st inning after Michael Fulmer was removed (injury).
- Following the 2018 season, was ranked by *Baseball America* as having the best curveball in the DET system.

Matt Hall's Career Record

YEAR	CLUB	W-L	ERA	G-GS	CG-SHO	SV	IP	H	R	ER	HR	HB	BB	SO	SO/9	WHIP	AVG
2015	GCL Tigers	0-0	3.00	1-1	0-0	0	3.0	4	1	1	0	0	1	4	12.00	1.67	.308
	Connecticut	0-1	2.90	10-10	0-0	0	31.0	29	11	10	3	0	7	30	8.71	1.16	.246
	West Michigan	8-0	1.09	12-12	0-0	0	66.1	49	10	8	0	2	21	72	9.77	1.06	.202
2017	Lakeland	3-2	4.15	12-11	1-0	0	60.2	61	34	28	6	2	28	54	8.01	1.47	.264
	Lakeland	7-6	2.44	19-18	0-0	0	103.1	98	34	28	4	1	38	110	9.58	1.32	.250
2018	Erie	1-0	3.09	6-6	0-0	0	35.0	30	16	12	2	1	21	39	10.03	1.46	.224
	Erie	5-2	1.58	27-4	0-0	0	57.0	33	16	10	1	3	25	76	12.00	1.02	.165
2019	Toledo	4-0	2.67	10-10	0-0	0	57.1	46	18	17	1	1	20	59	9.26	1.15	.219
	DETROIT	0-0	14.63	5-0	0-0	0	8.0	19	16	13	1	1	3	5	5.63	2.75	.452
	Toledo	5-4	5.30	25-13	0-0	0	86.2	102	58	51	16	3	31	106	11.01	1.53	.287
	DETROIT	0-1	7.71	16-0	0-0	0	23.1	28	20	20	4	1	15	27	10.41	1.84	.289
	Major League Totals	0-1	9.48	21-0	0-0	0	31.1	47	36	33	5	2	18	32	9.19	2.07	.338
	Minor League Totals	33-15	2.97	122-85	1-0	0	500.1	452	198	165	33	13	192	550	9.89	1.29	.239

2015 Signed by the Detroit Tigers as a 6th-round selection in the June Draft

2020 Acquired by the Boston Red Sox in exchange for minor league C Jhon Nuñez, 1/17

Career Single-Game Highs

INNINGS: 3.0, 8/24/19 at MIN; **STRIKEOUTS:** 4, 2x, last 8/24/19 at MIN; **HITS:** 8, 9/15/18 at CLE; **RUNS:** 9, 9/15/18 at CLE; **WALKS:** 3, 2x, last 9/15/19 vs. BAL; **HOME RUNS:** 1, 5x, last 8/30/19 vs. MIN; **WINNING STREAK:** N/A; **EJECTIONS:** None; **SCORELESS INNINGS STREAK:** 4.2, 8/24-30/19

Major League Firsts

APPEARANCE: 9/15/18 at CLE (1.0 IP, entered with 0 outs in the 1st inning); **STRIKEOUT:** 9/19/18 vs. MIN (Tyler Austin, swinging); **WIN:** N/A; **SAVE:** N/A

2019 Highlights

- Split the season between DET (16 G) and Triple-A Toledo (25 G/13 GS)...8 of his outings with the Tigers were more than 1.0 IP.
- Allowed 0 hits and 0 runs over at least 1.0 IP in 5 of his appearances with DET.
- Closed his season with 2.0 scoreless innings on 9/19 at CLE (1 H) and 1.0 scoreless inning on 9/25 vs. MIN (0 H).
- In 7 games (2 GS) with Toledo in June, posted a 1.80 ERA (4 ER/20.0 IP).
- In his 2 starts with Toledo on 7/19 vs. Syracuse and 7/24 at Lehigh Valley, threw a combined 10.0 scoreless innings with 13 SO and 0 BB.

Personal

- Full name is Matthew Thomas Hall.
- Signed by Marty Miller (Tigers).

In the Community

- Participated in the Tigers Winter Caravan and Tiger-Fest during his time with DET.

81 KYLE HART

LHP



Bats: Left • **Throws:** Left • **Height:** 6-5 • **Weight:** 200
Opening Day Age: 27 • **MLB Service:** None
Born: 11/23/1992 in Cincinnati, OH
Resides: Cincinnati, OH
Acquired: Selected in the 19th round of the 2016 June Draft
Contract Status: Signed through 2020

Career Highlights

- Entering his 5th professional season, his 1st in Major League Spring Training camp.
- Added to the Sox' 40-man roster on 11/20/19.
- Begins 2020 ranked by *Baseball America* as the Red Sox' No. 29 prospect.
- Was part of a no-hitter on 4/25/19 (see table on right).
- Selected as an Eastern League mid-season All-Star for Double-A Portland in 2018.
- Has twice earned Pitcher of the Week honors: 7/30-8/5/18 (Eastern League) and 5/27-6/2/19 (International League).
- Has held opposing LHH to a .229 AVG and a .323 SLG in his career (115-for-502, 18 2B, 3B, 9 HR).
- Has allowed only 0.60 HR/9.0 IP in his career, including a 0.70 mark at the Double- and Triple-A levels.
- Underwent Tommy John surgery in 2014, during his junior year at Indiana University.

DOUBLE-A DOMINANCE

On 4/25/19 at Binghamton, Kyle started and threw 6.2 innings as 3 Double-A Portland pitchers combined for a no-hitter, the 4th in team history:

Game	Pitchers
8/8/1999 vs. Trenton.....	Brad Penny Luis Arroyo
8/13/2001 at Binghamton	Josh Beckett Brandon Bowe Aaron Sheffer
4/3/2014 at Reading	Henry Owens (6.0 IP)
4/25/2019	Kyle Hart Daniel McGrath Adam Lau

2019 Highlights

- Split the season between Double-A Portland and Triple-A Pawtucket...Led Pawtucket in wins (9).
- Led Sox minor leaguers in wins (12), innings (156.0), and complete games (2), and ranked 2nd in strikeouts (140).
- Tossed at least 6.0 innings in 18 of his 27 outings, including at least 7.0 innings in 6 of them...Made 6 quality starts with Portland and 9 with Pawtucket.
- Held Double-A batters to a .199 AVG (39-for-196).
- Made his season debut on 4/4 with Portland vs. Reading and recorded a career-high 11 SO with 0 BB... Threw a 6.0-inning complete game in his next start on 4/13 at Trenton (2 H, R, BB, 9 SO).
- Promoted to Pawtucket on 5/28 and threw a 9.0-inning shutout in his Triple-A debut on 5/30 vs. Lehigh Valley (5 H, 8 SO, 0 BB).
- Posted a 2.91 ERA (11 ER/34.0 IP) over a 6-start span with the PawSox from 6/14-7/15.
- Made 3 consecutive quality starts with Pawtucket from 8/16-26.

Personal

- Full name is Kyle Patrick Hart.
- Signed by Blair Henry (Red Sox).
- Pitched 5 seasons at Indiana University (2012-16), where he was roommates with Kyle Schwarber...Received a medical redshirt after undergoing Tommy John surgery as a junior.
- Left IU ranked 2nd in program history in wins (31) and Big Ten wins (17).
- Graduated from Sycamore High School (OH).

In the Community

- As part of the Red Sox Rookie Development Program, visited patients at Boston Children's Hospital on 1/15/20.

Kyle Hart's Career Record

YEAR	CLUB	W-L	ERA	G-GS	CG-SHO	SV	IP	H	R	ER	HR	HB	BB	SO	SO/9	WHIP	AVG
2016	GCL Red Sox	0-2	2.31	4-4	0-0	0	11.2	12	5	3	0	0	2	19	14.66	1.20	.261
2017	Greenville	4-2	1.90	13-10	0-0	0	66.1	50	15	14	0	2	17	57	7.73	1.01	.211
	Salem	2-3	2.49	9-9	0-0	0	50.2	45	15	14	5	1	23	52	9.24	1.34	.241
2018	Portland	7-9	3.57	24-24	1-1	0	138.2	139	68	55	12	6	49	100	6.49	1.36	.258
2019	Portland	3-6	2.91	9-9	1-0	0	55.2	39	19	18	3	7	17	60	9.70	1.01	.199
	Pawtucket	9-7	3.86	18-15	1-1	0	100.1	91	44	43	8	6	36	80	7.18	1.27	.251
Minor League Totals		25-29	3.13	77-71	3-2	0	423.1	376	166	147	28	22	144	368	7.82	1.23	.240

2016 Signed by the Boston Red Sox as a 19th-round selection in the June Draft

Kyle Hart

37 HEATH HEMBREE

RHP



Bats: Right • **Throws:** Right • **Height:** 6-4 • **Weight:** 220
Opening Day Age: 31 • **MLB Service:** 4 years, 106 days
Born: 1/13/1989 in Spartanburg, SC
Resides: Spartanburg, SC
Acquired: From San Francisco with LHP Edwin Escobar in exchange for RHP Jake Peavy and cash on 7/26/2014
Contract Status: Signed through 2020

The Rundown

- 🔥 Entering his 11th professional season, his 6th full season in the Red Sox organization.
- 🔥 Originally selected by SF in the 2010 June Draft and pitched in the Giants organization until being traded to BOS on 7/26/14.
- 🔥 Allowed 11 ER in 6.1 IP during a 5-game stretch from 8/26/14-4/26/15, but has posted a 3.21 ERA (89 ER/249.1 IP) in his other 244 ML appearances.
- 🔥 Has a 3.18 ERA at Fenway Park (132 G, 47 ER/133.0 IP).
- 🔥 In 38 career appearances on zero days rest, is 5-0 with a 2.06 ERA (8 ER/35.0 IP).
- 🔥 Has a 2.72 ERA in the 8th inning (69 G, 17 ER/56.1 IP).
- 🔥 Pitched in each of the Sox' 2018 Postseason series... Did not allow a hit or a run in any of his 4 appearances (4.2 IP, 3 SO, 5 BB)...Threw a scoreless 11th inning in Game 3 of the World Series at LAD (1 BB, 1 SO).
- 🔥 Married his wife, Maci, in November 2017...They had a daughter, Novi, on 2/18/19...Also has a stepdaughter, Ila.

Additional Career Highlights

- 🔥 Made 60+ appearances and threw 60.0+ innings for the Red Sox in 2017 and 2018.
- 🔥 In 2018, set career highs in games (67), strikeouts (76), and holds (20), as well as career bests for a full season in SO/9.0 IP (11.40) and opponent AVG (.233)...Allowed only 1 hit in June (12 G, .030 AVG, 1-for-33, 40 BF).
- 🔥 Threw 1.2 perfect innings and struck out all 5 batters faced on 9/25/16 at TB...He and starter Eduardo Rodriguez set a ML record for strikeouts in consecutive plate appearances (11)...Red Sox pitchers finished with 23 SO (10.0 IP), establishing a then-club record for a single game.
- 🔥 Began the 2014 season with the Giants before being acquired by BOS on 7/26...Made his Red Sox debut on 8/9 at LAA, throwing 4.0 scoreless innings of relief in the club's 5-4 loss in 19 innings.
- 🔥 Began his ML career with an 11-game scoreless streak between the Giants and Red Sox (12.2 IP).
- 🔥 Made his ML debut with the Giants in 2013 as a September call-up and did not allow a run in any of his 9 appearances...Following the season, was ranked the Giants' No. 7 overall prospect by *Baseball America*.

MOST RELIEF APPEARANCES FOR THE RED SOX, 2014-19

Rk.	Pitcher	Games
1.	Matt Barnes	301
2.	Heath Hembree	240

Minor League Career Highlights

- 🔥 Named a Pacific Coast League mid-season All-Star at Triple-A Fresno in both 2012 and 2014...Was selected to the California League Mid-Season All-Star Team in 2011.
- 🔥 Led minor leaguers with 38 saves in 2011...Converted 32 consecutive save opportunities from 4/16-8/3/11.
- 🔥 Still holds Triple-A Fresno's single-season saves record (31 in 2013).
- 🔥 Named PCL Pitcher of the Week on 5/1/12.
- 🔥 In 2012, pitched for Scottsdale in the Arizona Fall League and was selected to the AFL Rising Stars Team.
- 🔥 Named a 2011 Topps Single-A All-Star.

2019 Highlights

- 🔥 Made his 3rd career Opening Day roster.
- 🔥 Was limited to 45 appearances for BOS due to 2 stints on the injured list.
- 🔥 Of his 45 appearances, 32 were scoreless (71.1%).
- 🔥 Stranded 19 of his 24 inherited runners (79.1%), including each of his final 9.

2019 Season Timeline

- 🔥 Appeared in the season opener on 3/28 at SEA and allowed 0 runs in 0.2 IP.
- 🔥 In a 24-game span from 4/25-7/14, allowed 2 ER over 20.2 IP (0.87 ERA) with a 0.87 WHIP (10 H, 30 SO, 8 BB).
- 🔥 Allowed 0 ER in 10 consecutive appearances from 4/25-5/20 (8.2 IP) and made 9 straight scoreless appearances from 5/24-6/10 (6.2 IP).
- 🔥 Earned the 1st save of his ML career in the Sox' 12-inning win on 5/8 at BAL, striking out all 3 batters faced (Ruiz, Smith, Wilkerson).
- 🔥 Was placed on the 10-day IL with a right elbow extensor strain on 6/14 (retro to 6/11) and reinstated on 7/4.
- 🔥 Picked up his 2nd save in the final game of the season's 1st half on 7/7 at DET (1.0 IP, 1 H, 0 R).
- 🔥 Was placed on the 10-day IL with right lateral elbow inflammation on 8/2 and was reinstated on 9/23.
- 🔥 Made 2 perfect appearances to close out the season, 9/23 at TB (1.0 IP) and 9/28 vs. BAL (1.0 IP, SO).

Heath Hembree, Continued

Personal

- 🔥 Full name is Richard Heath Hembree.
- 🔥 Signed by Jeremy Cleveland (Giants).
- 🔥 Attended the University of South Carolina (2008), Spartanburg Methodist College (2009), and the College of Charleston (2010).
- 🔥 Graduated from Broome (SC) High School.

- 🔥 Visited patients at Walter Reed Medical Center in Washington, DC, in May 2019.
- 🔥 Participated in Red Sox Winter Weekend from 2015-18 and 2020, signing autographs, posing for pictures with fans, and taking part in a game show event.
- 🔥 Was part of the Red Sox Holiday Caravan in 2014, 2016, and 2017, visiting Boston Children's Hospital, Beth Israel Deaconess Medical Center, Dana-Farber Cancer Institute, MassGeneral Hospital, Shriners Hospital, the Jimmy Fund, Spaulding Rehab, and The BASE.
- 🔥 Also in December 2016, visited Codman Academy as part of the Gift of Sox event, and participated in Christmas at Fenway.
- 🔥 Visited the Jimmy Fund and painted murals at the Curley K-8 School in Boston during the Red Sox Rookie Development Program in January 2015.

In the Community

- 🔥 Participated in a USO Tour in December 2015, visiting service members and their families in Italy, Djibouti, Afghanistan, Bahrain, and Germany.
- 🔥 Along with Matt Barnes, reached out to a young cancer patient, Axel, with a video of support...As part of the Make-a-Wish foundation, met Axel at Fenway Park in July 2018.

Heath Hembree's Career Record

YEAR	CLUB	W-L	ERA	G-GS	CG-SHO	SV	IP	H	R	ER	HR	HB	BB	SO	SO/9	WHIP	AVG
2010	AZL Giants	0-0	0.82	12-0	0-0	3	11.0	9	1	1	0	0	0	22	18.00	0.82	.220
2011	San Jose	0-0	0.73	26-0	0-0	21	24.2	16	2	2	1	1	12	44	16.05	1.14	.182
	Richmond	1-1	2.83	28-0	0-0	17	28.2	20	11	9	1	0	13	34	10.67	1.15	.194
2012	San Jose	0-0	0.00	5-0	0-0	0	5.0	0	0	0	0	0	1	7	12.60	0.20	.000
	Fresno	1-1	4.74	39-0	0-0	15	38.0	29	24	20	2	4	20	36	8.53	1.29	.207
2013	Fresno	1-4	4.07	54-0	0-0	36	55.1	54	26	25	7	1	16	63	10.25	1.27	.248
	SAN FRANCISCO	0-0	0.00	9-0	0-0	0	7.2	4	0	0	0	0	2	12	14.09	0.78	.148
2014	Fresno	1-3	3.89	41-0	0-0	18	39.1	40	18	17	5	2	13	46	10.53	1.35	.263
	Pawtucket	0-1	2.70	7-0	0-0	2	6.2	5	2	2	0	0	5	9	12.15	1.50	.192
2015	BOSTON	0-0	4.50	6-0	0-0	0	10.0	11	5	5	1	0	5	6	5.40	1.60	.289
	Pawtucket	0-5	2.27	29-0	0-0	8	31.2	23	10	8	1	2	10	32	9.09	1.04	.207
2016	GCL Red Sox	0-0	0.00	1-1	0-0	0	1.0	2	0	0	0	0	0	0	0.00	2.00	.400
	BOSTON	2-0	3.55	22-0	0-0	0	25.1	25	10	10	5	0	9	15	5.33	1.34	.258
2017	Pawtucket	0-0	0.68	13-0	0-0	8	13.1	6	1	1	0	0	3	22	14.85	0.68	.130
	BOSTON	4-1	2.65	38-0	0-0	0	51.0	51	23	15	6	0	17	47	8.29	1.33	.249
2018	BOSTON	2-3	3.63	62-0	0-0	0	62.0	72	29	25	10	1	18	70	10.16	1.45	.289
2019	BOSTON	4-1	4.20	67-0	0-0	0	60.0	53	30	28	10	1	27	76	11.40	1.33	.233
2019	BOSTON	1-0	3.86	45-0	0-0	2	39.2	34	20	17	7	3	18	46	10.44	1.31	.224
	Pawtucket	0-0	0.00	1-0	0-0	0	1.0	0	0	0	0	0	0	2	18.00	0.00	.000
Major League Totals		13-5	3.52	249-0	0-0	2	255.2	250	117	100	39	5	96	272	9.57	1.35	.251
Minor League Totals		4-15	2.99	256-1	0-0	123	255.2	204	95	85	17	10	93	317	11.16	1.16	.215
Red Sox Totals		13-5	3.63	240-0	0-0	2	248.0	246	117	100	39	5	94	260	9.44	1.37	.254

- 2010 Signed by the San Francisco Giants as a 5th-round selection in the June Draft
- 2014 Acquired by the Boston Red Sox with LHP Edwin Escobar in exchange for RHP Jake Peavy and cash, 7/26
- 2015 On disabled list with right shoulder inflammation, 6/15-7/24
- 2019 On injured list with a right elbow extensor strain, 6/11-7/3
- On injured list with right lateral elbow inflammation, 8/2-9/22

Postseason Record

YEAR	CLUB	W-L	ERA	G-GS	CG-SHO	SV	IP	H	R	ER	HR	HB	BB	SO	SO/9	WHIP	AVG
		0-0	0.00	4-0	0-0	0	4.2	0	0	0	0	0	5	3	5.79	1.07	.000

Division Series Record

YEAR	CLUB	W-L	ERA	G-GS	CG-SHO	SV	IP	H	R	ER	HR	HB	BB	SO	SO/9	WHIP	AVG
2018	BOS vs. NYY	0-0	0.00	2-0	0-0	0	3.0	0	0	0	0	0	3	2	6.00	1.00	.000

League Championship Series Record

YEAR	CLUB	W-L	ERA	G-GS	CG-SHO	SV	IP	H	R	ER	HR	HB	BB	SO	SO/9	WHIP	AVG
2018	BOS vs. HOU	0-0	0.00	1-0	0-0	0	0.2	0	0	0	0	0	1	0	0.00	1.50	.000

World Series Record

YEAR	CLUB	W-L	ERA	G-GS	CG-SHO	SV	IP	H	R	ER	HR	HB	BB	SO	SO/9	WHIP	AVG
2018	BOS vs. LAD	0-0	0.00	1-0	0-0	0	1.0	0	0	0	0	0	1	1	9.00	1.00	.000

Career Single-Game Highs

INNINGS: 4.0, 8/9/14 at LAA; **STRIKEOUTS:** 5, 2x, last 4/22/17 at BAL; **HITS:** 6, 4/26/15 at BAL; **RUNS:** 6, 4/26/15 at BAL; **WALKS:** 3, 5/24/19 at HOU; **HOME RUNS:** 1, 39x, last 8/1/19 vs. TB; **WINNING STREAK:** 6, 9/13/15-6/24/16; **EJECTIONS:** None; **SCORELESS INNINGS STREAK:** 12.2, 9/13-8/24/14

Major League Firsts

APPEARANCE: 9/3/13 at SD (1.0 IP, entered to start 8th inning); **STRIKEOUT:** 9/3/13 at SD (Kyle Blanks, swinging); **WIN:** 9/13/15 at TB (1.0 IP); **SAVE:** 5/8/19 at BAL (1.0 IP)

68 DARWINZON HERNANDEZ

LHP



Bats: Left • **Throws:** Left • **Height:** 6-2 • **Weight:** 255
Opening Day Age: 23 • **MLB Service:** 80 days
Born: 12/17/1996 in Ciudad Bolivar, Bolivar, VZ
Resides: San Francisco de Asis, Bolivar, VZ
Acquired: Signed as an international free agent on 8/26/2013
Contract Status: Signed through 2020

The Rundown

- Enters his 7th professional season, all in the Red Sox organization.
- Added to the Red Sox' 40-man roster on 11/20/18 and attended his 1st ML Spring Training camp in 2019.
- Made his ML debut in 2019, having never pitched above the Double-A level prior to his 1st recall...Struck out 38.8% of his batters faced (57 of 147) and led the majors with 16.91 SO/9.0 IP (min. 30.0 IP).
- Enters his 3rd consecutive season ranked by *Baseball America* as one of the Red Sox' top 10 prospects (No. 6 in 2018, No. 3 in 2019, No. 6 in 2020), as well as having the best fastball in the organization.
- In his pro career, including the AFL, has held lefties to a .178 AVG (84-for-472, 84 BB, 201 SO, 24 HBP, 2 SH).
- Has allowed only 1 HR to the 582 left-handed batters faced in his pro career, including the AFL...Surrendered that HR while with Single-A Greenville on 4/17/17 at Lexington (Chris DeVito, 5th inning).

Additional Career Highlights

- Pitched in the 2018 Arizona Fall League Fall Stars Game.
- Allowed 0 HR in the first 120.1 innings of his pro career.
- Allowed only 1 HR in 2018 (107.0 IP), including 0 in his final 65.2 IP...Among the 602 minor leaguers who threw 85.0+ innings that season, owned the 3rd-lowest HR/9.0 IP ratio (0.08)...Allowed 0 HR to his 140 lefties faced.
- In 2017, led Single-A Greenville in starts (23) and strikeouts (116)...On 4/22/17 vs. Rome, allowed 0 hits and gave up 0 ER in 5.0 IP (5 SO, 2 BB, 2 HBP).
- Won the 2015 ERA title in the Dominican Summer League (1.10; 8 ER/65.1 IP)...Allowed 0 ER in his final 35.2 IP that season.

2019 Highlights

- Made his ML debut and appeared in 29 games (1 start) over 4 stints with BOS, posting a 4.45 ERA and averaging 16.91 SO/9.0 IP (30.1 IP, 15 ER, 57 SO).
- Also pitched in 10 games (9 starts) with Double-A Portland and 7 games (3 starts) with Triple-A Pawtucket...Posted a 5.02 ERA, a .206 opponent AVG, and 12.40 SO/9.0 IP between the 2 clubs (57.1 IP, 32 ER, 79 SO).
- For BOS, held left-handed hitters to a .089 AVG (4-for-45) and 0 HR...Struck out 31 of 55 left-handers faced (56.4%).
- Allowed 0 runs in 8.2 IP from the 8th inning on in the majors...Gave up 0 hits in the 8th and 9th innings (6.2 IP).
- Surrendered 1 HR to 147 ML hitters faced.

MOST SO/9.0 IP IN 2019 (MIN. 30.0 IP)

Pitcher	Club	SO/9.0 IP
Darwinzon Hernandez	BOS	16.91
Josh Hader	MIL	16.41
Matt Barnes	BOS	15.39

LOWEST OPPONENT AVG AGAINST LEFT-HANDED HITTERS IN 2019

Pitcher	Club	AVG (H-AB)
Darwinzon Hernandez	BOS	.089 (4-45)
Luis Avilan	NYM	.102 (5-49)
Rafael Montero	TEX	.111 (6-54)

Min. 50 LHH faced

2019 Season Timeline

- Attended his first Major League Spring Training camp.
- Began the season with Portland and threw 5.0 scoreless innings in his 2019 debut on 4/7 vs. Reading, striking out 10 batters.
- Recalled by BOS for his first career ML stint on 4/23, as the 26th man prior to Game 2 of the Red Sox' day-night doubleheader vs. DET.
- Made his ML debut that night, entering the game in the 5th inning...Threw 2.1 scoreless innings with 4 hits allowed, 4 SO, and 1 BB.
- Struck out Jeimer Candelario for the final out of the 5th inning on 4/23, his first career strikeout...Then struck out 3 batters in the 6th inning...Was optioned to Portland after the game.
- Recalled from Portland a 2nd time on 5/26 but did not pitch that day at HOU...Optioned to Portland on 5/27.
- Recalled from Portland on 6/11 and started that night's game vs. TEX (L, 3.0 IP, 3 H, 4 R/3 ER, 5 BB, 7 SO)...Optioned to Portland after the game.
- Promoted to Pawtucket on 6/15.
- Recalled from Pawtucket on 7/16 and spent the rest of the season with BOS.
- Allowed 0 ER in his first 10 appearances after the 7/16 recall (9.0 IP, 4 H, 2 R, 7 BB, 18 SO)...In that time, held opponents to a .129 AVG (4-for-31) and allowed 0 HR.
- In 8 appearances from 8/20-9/6, allowed 0 ER in 8.1 IP with 16 SO, 5 BB, and 0 XBH allowed (4-for-29, .138).
- In the Red Sox' 7-6, 15-inning win at LAA on 8/30, struck out 5 batters and walked none in 2.0 scoreless innings (10th-11th).

Darwinzon Hernandez, Continued

Personal

🔊 Full name is Darwinzon David Hernandez Afanador... First name is pronounced "DAR-win-zin."

🔊 Signed by Rolando Pino and Ramon Mora (Red Sox).

In the Community

🔊 Attended Red Sox Winter Weekend in January 2020, signing autographs, posing for pictures with fans, and playing schoolyard games against teammates and fans.

Darwinzon Hernandez's Career Record

YEAR	CLUB	W-L	ERA	G-GS	CG-SHO	SV	IP	H	R	ER	HR	HB	BB	SO	SO/9	WHIP	AVG
2014	DSL Red Sox	1-1	2.89	14-1	0-0	0	28.0	24	12	9	0	4	19	15	4.82	1.54	.231
2015	DSL Red Sox2	6-1	1.10	16-13	0-0	0	65.1	55	17	8	0	5	30	66	9.09	1.30	.227
2016	Lowell	3-5	4.10	14-14	0-0	0	48.1	39	34	22	1	4	36	58	10.80	1.55	.217
2017	Greenville	4-5	4.01	23-23	0-0	0	103.1	85	57	46	8	13	49	116	10.10	1.30	.221
2018	Salem	9-5	3.56	23-23	0-0	0	101.0	80	43	40	1	12	60	124	11.05	1.39	.220
	Portland	0-0	3.00	5-0	0-0	0	6.0	6	3	2	0	2	6	10	15.00	2.00	.250
2019	Portland	1-4	5.13	10-9	0-0	0	40.1	33	28	23	2	3	32	59	13.17	1.61	.217
	BOSTON	0-1	4.45	29-1	0-0	0	30.1	27	18	15	1	3	26	57	16.91	1.75	.231
	Pawtucket	1-2	4.76	7-3	0-0	0	17.0	10	9	9	2	4	16	20	10.59	1.53	.175
	Major League Totals	0-1	4.45	29-1	0-0	0	30.1	27	18	15	1	3	26	57	16.91	1.75	.231
	Minor League Totals	25-23	3.50	112-86	0-0	0	409.1	332	203	159	14	47	248	468	10.29	1.42	.220

2013 Signed by the Boston Red Sox as an international free agent, 8/26

Career Single-Game Highs

INNINGS: 3.0, 6/11/19 vs. TEX; **STRIKEOUTS:** 7, 6/11/19 vs. TEX; **HITS:** 4, 4/23/19 vs. DET; **RUNS:** 4, 2x, last 8/10/19 vs. LAA; **WALKS:** 5, 6/11/19 vs. TEX; **HOME RUNS:** 1, 9/9/19 vs. NYY; **SCORELESS INNINGS STREAK:** 8.1, 8/20-9/6/19

Major League Firsts

APPEARANCE: 4/23/19 vs. DET-G2 (2.1 IP, entered to start 5th inning); **STRIKEOUT:** 4/23/19 vs. DET-G2 (Jeimer Candelario, swinging); **WIN:** N/A; **SAVE:** N/A



Darwinzon made his major league debut in 2019 and averaged 16.91 SO/9.0 IP, the highest rate in the majors (min. 30.0 IP).

40 MARCO HERNÁNDEZ

INF



Bats: Left • **Throws:** Right • **Height:** 6-0 • **Weight:** 212

Opening Day Age: 27 • **MLB Service:** 3 years, 58 days

Born: 9/6/1992 in Santiago, DR

Resides: Moca, DR

Acquired: Signed as a free agent on 12/4/2019

Contract Status: Signed through 2020

Non-Roster Invitee

The Rundown

- 🔥 Entering the 11th season of his professional career, his 6th in the Red Sox organization.
- 🔥 Originally signed by the Cubs in July 2009...Acquired by the Red Sox on 12/15/14 to complete the 7/30/14 trade of Felix Doubront.
- 🔥 Has appeared in 122 ML games, all with BOS...Made his ML debut in 2016.
- 🔥 Has started games in the majors at 2B (36), 3B (15), and SS (6)...In the minor leagues, has started 544 games at SS, 92 at 2B, 20 at 3B, 1 in LF, and 1 in RF.
- 🔥 Missed most of 2017 and all of 2018 recovering from left shoulder surgery performed on 5/26/17.

Additional Career Highlights

- 🔥 Made his ML debut on 4/17/16 vs. TOR, starting at 2B and breaking up the Jays' no-hit bid with a 2-out, 5th-inning single off Aaron Sánchez.
- 🔥 Is the only Red Sox player ever with a hit, run, walk, and stolen base in a ML debut (source: Elias).
- 🔥 Has appeared in 2 Postseason games for the Red Sox...Entered Games 1 and 3 of the 2016 ALDS, both as a pinch-runner for David Ortiz.
- 🔥 Played for Licey in the Dominican Winter League after the 2014, '15, '16, and '19 seasons.

Minor League Career Highlights

- 🔥 Entered the 2018 season ranked by *Baseball America* as the No. 10 prospect in the Red Sox organization.
- 🔥 In 2016, led Triple-A Pawtucket with a .309 AVG.
- 🔥 Earned mid-season All-Star honors in 2010 (Dominican Summer League), 2014 (Florida State League), and 2015 (Eastern League).
- 🔥 Named MVP of the 2015 Eastern League All-Star Game on 7/15 at Hadlock Field as the starting SS and leadoff hitter for the Eastern Division team...Scored the game's 1st run and added a 2-run HR in the 2nd inning.

2019 Highlights

- 🔥 Played in 61 games over 3 stints with BOS, appearing defensively at 2B (48 G, 29 GS) and SS (2 G).
- 🔥 Hit .320 (16-for-50) vs. LHP in the majors.
- 🔥 Went 6-for-17 (.353) in 19 pinch-hit PA (2 2B, HR).
- 🔥 Also hit .299 (46-for-154) over 42 games between High-A Salem and Triple-A Pawtucket.

LONG ROAD BACK

After making his ML debut in 2016, Marco missed most of the 2017 season and all of 2018 recovering from left shoulder surgery, performed on 5/26/17. In 2019, he worked his way back to the majors and appeared in 61 games, earning the Comeback Player of the Year Award from the Boston Baseball Writers.

2019 Season Timeline

- 🔥 Began the season on the 10-day injured list recovering from left shoulder joint repair...Reinstated on 4/24.
- 🔥 Appeared in 21 games for Salem from 4/20-5/17 and was transferred to Pawtucket on 5/18.
- 🔥 Recalled by BOS for the first time on 6/8...Hit .339 (21-for-62) with 2 HR and 7 RBI in 27 games before being optioned to Pawtucket on 7/23.
- 🔥 On 6/16 at BAL, tied the score at 3-3 with a solo HR in the 9th inning in the Red Sox' 8-6, 10-inning win...Was his first ML homer in more than 3 years (last: 5/30/16).
- 🔥 Hit in a career-best 8 straight games from 6/24-7/7, batting .545 (12-for-22) in that span (7 R, 2B, HR, 3 RBI).
- 🔥 On 7/4 at TOR, hit a game-winning, pinch-hit solo HR in the 9th, giving the Sox their decisive 8-7 margin of victory.
- 🔥 Matched a career high with 3 hits on 7/6 at DET.
- 🔥 Following his option to Pawtucket on 7/23, hit .400 (14-for-35) in 8 games prior to his recall on 8/2.
- 🔥 From 8/12 through the end of the season, played in 32 games for BOS.
- 🔥 Following the season, was not tendered a contract for 2020, but re-signed with BOS as a free agent on 12/4...Was designated for assignment on 1/10/20 to make room for Austin Brice on the 40-man roster.

Personal

- 🔥 Full name is Marco Antonio Hernández.
- 🔥 Signed by Jose Serra and Jose Estevez (Cubs).

In the Community

- 🔥 As part of the Novatos ticket program, met with fans during batting practice before a game at Fenway Park in June 2019.
- 🔥 Signed autographs and posed for pictures with fans at Red Sox Winter Weekend in January 2017.
- 🔥 Attended Casino Night during spring training in 2017, helping to benefit the Red Sox Foundation.

Marco Hernández's Career Record

YEAR	CLUB	AVG	G	AB	R	H	2B	3B	HR	RBI	SH	SF	HB	BB	SO	SB	CS	OBP	SLG	OPS
2010	DSL Cubs2	.272	23	92	10	25	8	0	0	7	0	0	0	6	6	6	5	.316	.359	.675
	DSL Cubs1	.294	46	163	21	48	13	1	1	14	1	2	4	15	21	16	7	.364	.405	.769
2011	AZL Cubs	.333	51	210	39	70	16	5	2	42	1	5	1	16	29	9	7	.375	.486	.861
	Peoria	.210	43	157	18	33	2	3	2	12	2	3	0	9	40	2	1	.249	.299	.548
2012	Boise	.286	67	269	39	77	12	4	5	38	2	2	0	10	36	8	3	.310	.416	.726
	Kane County	.254	111	417	45	106	17	3	4	34	4	2	4	16	72	21	7	.287	.338	.625
2014	Daytona	.270	122	441	61	119	13	7	3	55	7	6	2	30	90	22	8	.315	.351	.666
2015	Portland	.326	68	282	30	92	21	4	5	31	2	0	1	9	49	4	2	.349	.482	.831
	Pawtucket	.271	46	181	27	49	9	2	4	22	0	1	0	8	39	1	0	.300	.409	.709
2016	Pawtucket	.309	57	223	26	69	7	4	5	29	1	1	0	12	51	4	2	.343	.444	.787
	BOSTON	.294	40	51	11	15	1	0	1	5	0	0	0	5	10	1	0	.357	.373	.730
2017	BOSTON	.276	21	58	7	16	3	0	0	2	0	0	1	1	15	0	1	.300	.328	.628
	2018	Did Not Play																		
2019	Salem	.295	21	78	15	23	7	0	0	9	0	2	3	8	9	1	1	.374	.385	.758
	Pawtucket	.285	35	137	23	39	12	0	2	11	0	3	0	6	32	3	2	.308	.416	.724
2018	BOSTON	.250	61	148	18	37	7	0	2	11	1	0	3	3	42	1	2	.279	.338	.617
Major League Totals		.265	122	257	36	68	11	0	3	18	1	0	4	9	67	2	3	.300	.342	.642
Minor League Totals		.283	690	2650	354	750	137	33	33	304	20	27	15	145	474	97	45	.321	.397	.718

- 2009 Signed by the Chicago Cubs as an international free agent, 7/17
- 2014 Acquired by the Boston Red Sox in exchange for LHP Felix Doubront, 12/15
- 2017 On disabled list with left shoulder subluxation, 5/4 through remainder of season
- 2018 On disabled list recovering from left shoulder surgery, 3/29 through remainder of season
- 2019 On injured list recovering from left shoulder surgery, 3/28-4/23
Signed by the Boston Red Sox as a free agent, 12/4

Division Series Record

YEAR	CLUB	AVG	G	AB	R	H	2B	3B	HR	RBI	SH	SF	HB	BB	SO	SB	CS	OBP	SLG	OPS
2016	BOS vs. CLE	-	2	0	0	0	0	0	0	0	0	0	0	0	0	0	0	-	-	-

Career Fielding Record

POS	PCT.	G	GS	PO	A	E	TC	DP
2B	.987	68	36	63	85	2	150	14
3B	.854	19	15	9	26	6	41	5
SS	.952	9	6	6	14	1	21	5

Career Single-Game Highs

HITS: 3, 3x, last 7/6/19 at DET; **DOUBLES:** 1, 11x, last 9/23/19 at TB; **HOME RUNS:** 1, 3x, last 7/4/19 at TOR; **RBI:** 3, 5/30/16 at BAL; **RUNS SCORED:** 2, 4x, last 7/22/19 at TB; **WALKS:** 1, 9x, last 9/23/19 at TB; **STRIKEOUTS:** 4, 9/21/19 at TB; **STOLEN BASES:** 1, 2x, last 7/7/19 at DET; **HITTING STREAK:** 8, 6/24-7/7/19; **EJECTIONS:** None

Home Run Notes

MULTI-HOME RUN GAMES (0); LEADOFF HOME RUNS (0); GRAND SLAMS (0); PINCH-HIT HOME RUNS (1): 7/4/19 at TOR off Ken Giles; **EXTRA-INNING HOME RUNS (0); GAME-ENDING HOME RUNS (0); INSIDE-THE-PARK HOME RUNS (0)**

Major League Firsts

GAME: 4/17/16 vs. TOR (started at 2B); **HIT:** 4/17/16 vs. TOR off Aaron Sánchez (single, 5th inning); **HOME RUN:** 5/30/16 at BAL off Mychal Givens (3-run, 8th inning); **GAME-ENDING RBI:** 6/24/19 vs. CWS off Jace Fry (single, 9th inning)

Marco Hernández

78 TREVOR HILDENBERGER

RHP



Bats: Right • **Throws:** Right • **Height:** 6-2 • **Weight:** 205

Opening Day Age: 29 • **MLB Service:** 2 years, 5 days

Born: 12/15/1990 in Mountain View, CA

Resides: Minneapolis, MN

Acquired: Signed as a minor league free agent on 1/4/2020

Contract Status: Signed through 2020

Non-Roster Invitee

The Rundown

- 🔥 Entering his 7th professional season, his 1st in the Red Sox organization.
- 🔥 Spent his first 6 seasons in the Twins organization after being selected by the club in the 22nd round of the 2014 June Draft.
- 🔥 Each of his 273 appearances during his professional career has come in relief.
- 🔥 Made his ML debut with the Twins in 2017...Was on the Twins' 2018 and 2019 Opening Day rosters.
- 🔥 Has made 20+ ML appearances in each of the last 3 seasons, including a career-high 73 in 2018.
- 🔥 Has posted a 1.90 ERA (41 ER/194.2 IP) in 141 minor league appearances.

Additional Career Highlights

- 🔥 Spent all of 2018 in the majors, leading the Twins with a career-high 73 appearances (T-4th in the AL)...His 18 holds were tied for the team high.
- 🔥 In 2018, had an 18.0-inning scoreless streak from 5/23-6/28 and allowed 0 HR in 25.2 IP from 5/23-7/21.
- 🔥 Received the 2017 Bill Boni Award for Twins Most Outstanding Rookie, voted on by the Twin Cities Chapter of the BBWAA...Tied for the AL rookie lead in holds (12).
- 🔥 His 9.43 SO/9.0 IP in 2017 ranked 2nd among rookies in club history (Francisco Liriano, 10.71 in 2006).
- 🔥 Made his ML debut on 6/23/17 at CLE (1.0 IP, H, SO), striking out his 1st batter faced (Roberto Pérez)...Did not allow a run in his first 4 ML outings (7.1 IP)...Earned his 1st win on 7/7/17 vs. BAL (2.1 IP, 2 H, 3 SO).

Minor League Career Highlights

- 🔥 Following the 2015 season, made 8 appearances for Scottsdale of the Arizona Fall League...Posted a 2.13 ERA (3 ER/12.2 IP) with 12 SO and 0 BB.
- 🔥 Named a Midwest League mid-season All-Star for Single-A Cedar Rapids in 2015 and Southern League mid-season All-Star for Double-A Chattanooga in 2016.
- 🔥 Named the Twins Minor League Pitcher of the Month for July 2016 (12.1 IP, 0 ER).
- 🔥 Selected as a *Baseball America* Low Class-A All-Star in 2015 while pitching for Cedar Rapids...That season, posted a 0.51 ERA (2 ER/35.1 IP) with 8 saves, 46 SO, and 5 BB in 20 games for the Kernels prior to the break.

- 🔥 Was a post-season All-Star in 2014 with the GCL Twins, his 1st professional season.
- 🔥 In 2014, led the Gulf Coast League in games (23) and tied for the league lead in saves (10).

2019 Season Timeline

- 🔥 Made the Twins' Opening Day roster for the 2nd straight season.
- 🔥 Did not allow a run in his first 11 appearances (3/31-4/21, 7.2 IP).
- 🔥 Optioned to Triple-A Rochester on 5/16.
- 🔥 Appeared in 9 games for the Red Wings (8.44 ERA, 10 ER/10.2 IP) prior to being placed on the IL with a right elbow strain on 6/15.
- 🔥 Made 3 appearances on rehab assignment with the GCL Twins in August...Reinstated from the IL on 8/20.
- 🔥 Threw 8.1 scoreless IP for Rochester from 8/20-9/2.
- 🔥 Recalled by the Twins on 9/3...Made 3 appearances from that date through the end of the season.

Personal

- 🔥 Full name is Trevor Sean Hildenberger.
- 🔥 Married his wife, Kristin, in November 2019.
- 🔥 Signed by Elliot Strankman (Twins).
- 🔥 Played at the University of California-Berkeley from 2011-14...As a senior in 2014, tied the program's single-season saves record (10).
- 🔥 Graduated from Archbishop Mitty High School (CA).
- 🔥 Was a member of the Milwaukee Brewers' 2008 Area Code Team.

In the Community

- 🔥 Participated in the Twins' Winter Caravan in both 2017-18 and 2018-19.
- 🔥 In 2019, raised funds through the Big League Impact ALL WIN campaign, impacting Boys & Girls Clubs of the Twin Cities.

Trevor Hildenberger's Career Record

YEAR	CLUB	W-L	ERA	G-GS	CG-SHO	SV	IP	H	R	ER	HR	HB	BB	SO	SO/9	WHIP	AVG
2014	GCL Twins	1-4	2.57	23-0	0-0	10	28.0	27	12	8	1	1	5	30	9.64	1.14	.243
	Elizabethtown	0-0	0.00	1-0	0-0	0	1.0	0	0	0	0	0	0	2	18.00	0.00	.000
2015	Cedar Rapids	2-1	0.80	28-0	0-0	14	45.0	24	6	4	0	1	5	59	11.80	0.64	.153
	Fort Myers	1-1	3.32	13-0	0-0	3	19.0	15	7	7	0	1	2	21	9.95	0.89	.231
2016	Fort Myers	1-1	0.96	6-0	0-0	3	9.1	11	2	1	0	0	0	8	7.71	1.18	.282
	Chattanooga	2-3	0.70	32-0	0-0	16	38.2	21	4	3	2	1	6	45	10.47	0.70	.157
2017	Rochester	2-1	2.05	21-0	0-0	6	30.2	27	7	7	1	1	8	35	10.27	1.14	.235
	MINNESOTA	3-3	3.21	37-0	0-0	1	42.0	38	15	15	4	4	6	44	9.43	1.05	.241
2018	MINNESOTA	4-6	5.42	73-0	0-0	7	73.0	75	46	44	12	2	26	70	8.63	1.38	.263
2019	MINNESOTA	2-2	10.47	22-0	0-0	1	16.1	30	19	19	2	3	7	15	8.27	2.27	.395
	Rochester	1-0	4.74	14-0	0-0	2	19.0	19	11	10	2	1	4	15	7.11	1.21	.260
	GCL Twins	0-0	2.25	3-0	0-0	0	4.0	4	1	1	0	0	0	4	9.00	1.00	.235
	Major League Totals	9-11	5.35	132-0	0-0	9	131.1	143	80	78	18	9	39	129	8.84	1.39	.276
	Minor League Totals	10-11	1.90	141-0	0-0	54	194.2	148	50	41	6	6	30	219	10.12	0.91	.207

2014 Signed by the Minnesota Twins as a 22nd-round selection in the June Draft

2020 Signed by the Boston Red Sox as a minor league free agent, 1/4

Career Single-Game Highs

INNINGS: 2.1, 7/7/17 vs. BAL; **STRIKEOUTS:** 5, 7/30/17 at OAK; **HITS:** 4, 6x, last 9/21/19 vs. KC; **RUNS:** 5, 2x, last 9/14/18 at KC; **WALKS:** 4, 6/30/18 at CHC; **HOME RUNS:** 1, 18x, last 9/12/19 vs. WSH; **WINNING STREAK:** 2, 2x, last 4/2-9/19; **EJECTIONS:** None; **SCORELESS INNINGS STREAK:** 18.0, 5/23-6/28/18

Major League Firsts

APPEARANCE: 6/23/17 at CLE (1.0 IP, entered to begin the 9th inning); **STRIKEOUT:** 6/23/17 at CLE (Roberto Pérez, swinging); **WIN:** 7/7/17 vs. BAL (2.1 IP); **SAVE:** 8/13/17 at DET (1.1 IP)

Trevor Hildenberger

RED SOX ALL-TIME TEAMS

Voted By Fans In 1982

FIRST TEAM

- C** Carlton Fisk
- 1B** Jimmie Foxx
- 2B** Bobby Doerr
- 3B** Rico Petrocelli
- SS** Rick Burleson
- OF** Ted Williams
- OF** Carl Yastrzemski
- OF** Dwight Evans
- RHP** Cy Young
- LHP** Babe Ruth
- REL** Dick Radatz
- MGR** Dick Williams

SECOND TEAM

- C** Birdie Tebbets
- 1B** George Scott
- 2B** Jerry Remy
- 3B** Frank Malzone
- SS** Johnny Pesky
- OF** Jim Rice
- OF** Dom DiMaggio
- OF** Fred Lynn
- RHP** Luis Tiant
- LHP** Lefty Grove
- REL** Sparky Lyle
- MGR** Joe Cronin

Voted By Fans In 1969

- C** Birdie Tebbets
- 1B** Jimmie Foxx
- 2B** Bobby Doerr
- 3B** Frank Malzone
- SS** Joe Cronin
- OF** Ted Williams
- OF** Carl Yastrzemski
- OF** Tris Speaker
- RHP** Cy Young
- LHP** Lefty Grove

GREATEST PLAYER: Ted Williams

GREATEST PLAYER: Ted Williams

89 TANNER HOUCK

RHP



Bats: Right • **Throws:** Right • **Height:** 6-5 • **Weight:** 230
Opening Day Age: 23 • **MLB Service:** None
Born: 6/29/1996 in St. Louis, MO
Resides: Collinsville, IL
Acquired: Selected in the 1st round (24th overall) of the 2017 June Draft
Contract Status: Signed through 2020

Non-Roster Invitee

Career Highlights

- Entering his 4th professional season, his 1st in Major League Spring Training camp.
- Begins the 2020 season ranked by *Baseball America* as the Red Sox' No. 11 prospect.
- Each of his first 48 professional appearances came as a starter...Made his 1st relief appearance in July 2019.
- Named a 2019 Eastern League mid-season All-Star with Double-A Portland before making his Triple-A debut with Pawtucket later that season.
- Has struck out 26.5% of his right-handed hitters faced in the minors, holding them to a .224 AVG (108-for-482, 145 SO, 45 BB).
- Pitched for Team USA in the 2019 WBSC Premier12 tournament...Also pitched for the USA on the 2015 and 2016 Collegiate National Teams.

- Made his reliever debut on 7/6 at New Hampshire and allowed 6 ER in 0.1 IP...In his remaining 15 relief outings between Portland and Pawtucket, posted a 1.96 ERA (5 ER/23.0 IP).
- Pitched a scoreless inning of relief in the Eastern League All-Star Game on 7/10 (1 H, 2 SO).
- Promoted to Pawtucket on 7/13 and spent the rest of the season with the PawSox.
- Following the season, made 6 starts for Peoria in the Arizona Fall League, going 3-2 with a 3.47 ERA (9 ER/23.1 IP), 26 SO, and 12 BB...In his final 4 outings, posted a 1.50 ERA (3 ER/18.0 IP).
- Also made 2 starts with Team USA in the Premier12 tournament, going 0-2 with a 3.86 ERA (4 ER/9.1 IP)...Pitched against Mexico (4.1 IP, 5 H, 2 ER, 0 BB, 6 SO) and Australia (5.0 IP, 2 H, 2 ER, 2 BB, 5 SO).

2019 Highlights

- Made his Triple-A debut, but spent most of the year with Double-A Portland and was named an Eastern League mid-season All-Star.
- His first 15 appearances came as a starter, but 16 of his final 18 outings came in relief.
- In 14 Triple-A relief appearances, posted a 2.05 ERA and held opponents to a .179 AVG (22.0 IP, 14 H, 5 ER).
- Also pitched for Peoria in the Arizona Fall League and for Team USA in the Premier12 tournament...All 8 appearances with the teams came as a starter.

Personal

- Full name is Tanner Lee Houck.
- Signed by Todd Gold (Red Sox).
- Was selected by the Blue Jays out of Collinsville (IL) High School in the 2014 June Draft but elected to attend the University of Missouri.
- Ranked 2nd among 3-year players in Missouri history with 292 SO, trailing Kyle Gibson (304 from 2007-09)... Became the school's 2nd pitcher to throw at least 300 innings in 3 or fewer seasons.
- Was ranked by *Baseball America* as the No. 8 college prospect available in the 2017 June Draft.

2019 Season Timeline

- Began the season by allowing 7 ER in 4.0 IP in his Double-A debut on 4/6 vs. Reading, but allowed only 1 run in his remaining 3 starts in April (16.0 IP).
- In his 7 starts with Portland from 5/25-7/1, went 5-1 with a 2.30 ERA and a .209 opponent AVG (43.0 IP, 33 H, 11 ER, 1 HR, 15 BB, 43 SO).
- Moved to the bullpen after allowing 1 run (0 ER) in 7.0 IP on 7/1 vs. Trenton.

In the Community

- Created "Tanner Houck's Pitch for Adoption" (Twitter: @Pitch4Adoption)...Each of his strikeouts raises \$25 for Caritas Family Solutions, a child welfare and family services agency.
- As part of the Red Sox Rookie Development Program, visited patients at Boston Children's Hospital on 1/15/20.

Tanner Houck's Career Record

YEAR	CLUB	W-L	ERA	G-GS	CG-SHO	SV	IP	H	R	ER	HR	HB	BB	SO	SO/9	WHIP	AVG
2017	Lowell	0-3	3.63	10-10	0-0	0	22.1	21	14	9	0	2	8	25	10.07	1.30	.239
2018	Salem	7-11	4.24	23-23	0-0	0	119.0	110	68	56	11	4	60	111	8.39	1.43	.245
2019	Portland	8-6	4.25	17-15	1-1	0	82.2	86	41	39	4	9	32	80	8.71	1.43	.270
	Pawtucket	0-0	3.24	16-2	0-0	1	25.0	19	11	9	3	5	14	27	9.72	1.32	.209
	Minor League Totals	15-20	4.08	66-50	1-1	1	249.0	236	134	113	18	20	114	243	8.78	1.41	.249

2014 Selected by the Toronto Blue Jays in the 12th round of the June Draft (did not sign)
 2017 Signed by the Boston Red Sox as a 1st-round selection (24th overall) in the June Draft

61 BRIAN JOHNSON

LHP



Bats: Left • **Throws:** Left • **Height:** 6-3 • **Weight:** 250
Opening Day Age: 29 • **MLB Service:** 2 years, 43 days
Born: 12/7/1990 in Lakeland, FL
Resides: Cocoa Beach, FL
Acquired: Selected in the 1st round (31st overall) of the 2012 June Draft
Contract Status: Signed through 2020

Non-Roster Invitee

The Rundown

- 🔥 Entering his 9th professional season, all in the Red Sox organization...Made his ML debut in 2015 and his first 2 Opening Day rosters in 2018 and 2019.
- 🔥 Was the Red Sox' compensation draft pick for the loss of free agent Jonathan Papelbon.
- 🔥 In the majors, has made 39 relief appearances and 26 starts...BOS is 17-9 (.654) in his starts.
- 🔥 Has held left-handed hitters to a .215/.278/.360/.639 batting line in the majors (37-for-172, 15 BB, 41 SO).
- 🔥 Earned the 2018 Unsung Hero Award from the Boston Baseball Writers for his contributions as both a starter and a reliever during the Red Sox' record-breaking season.
- 🔥 Following the 2018 season, pitched for the MLB team in the 6-game Japan All-Star Series in November...Pitched in relief in Game 2 and started Game 6.
- 🔥 Pitched at the University of Florida from 2010-12...Also played 1B, batting .324 (155-for-478) with 15 HR...Won the 2012 John Olerud 2-Way Player of the Year Award.

WON'T BACK DOWN

Brian earned the Red Sox organization's 2017 Lou Gorman Award, given annually to a Red Sox minor league player who has demonstrated dedication and perseverance in overcoming obstacles while working his way to the major league team.

- 🔥 Brian was struck in the face with a line drive in the 1st inning of his 4th professional start on 8/18/12 vs. Hudson Valley, played at Fenway Park. He left the game and missed the remainder of the season on the DL (facial fracture).
- 🔥 After earning the Red Sox' 2014 Minor League Pitcher of the Year Award and making his ML debut in 2015, Brian missed part of the 2016 season to seek treatment for anxiety.
- 🔥 Brian worked his way back to the majors in 2017 and threw the Red Sox' only shutout of that season as a rookie.

Brian
Johnson



Brian threw the Red Sox' lone shutout of the 2017 season as a rookie in his Fenway Park debut (5/27/17 vs. SEA).

Brian Johnson, Continued

Additional Career Highlights

- 🔥 In 2018, became the 1st Sox pitcher to make 13+ starts and 25+ relief appearances in a season since Tim Wakefield did so in each season from 1999-2002.
- 🔥 Recorded his 1st career ML hit on 7/3/18 at WSH, singling off Tanner Roark in the 5th inning and coming around to score on a J.D. Martinez single.
- 🔥 Struck out a career-high 11 batters over 5.0 IP on 8/2/18 vs. NYY...Became the 1st Red Sox pitcher with 11+ SO over 5.0 IP or fewer in the last 100 seasons... Chris Sale later joined him (12 SO, 5.0 IP, 8/12 at BAL).
- 🔥 The Red Sox went 14-2 in his starts during a stretch from 2017-18, including 9-0 from 4/18/17-7/15/18.
- 🔥 All 5 starts in 2017 were Sox wins...Earned his 1st ML victory on 4/18/17 at TOR (5.0 IP, 4 ER).
- 🔥 Threw the Sox' lone shutout of the 2017 season on 8/2/18 vs. SEA (9.0 IP, 5 H, 0 BB, 8 SO)...Was 1 of 27 shutouts in the majors in 2017, and 1 of only 2 by rookies.
- 🔥 Is the only Sox rookie ever to throw a shutout with 0 BB, 5 or fewer hits, and 8+ SO...Also became the 1st Sox pitcher to throw a shutout of 9.0+ innings in a Fenway Park debut since Pedro Martinez on 4/11/98 vs. SEA (source: Elias).
- 🔥 Recalled for 1st career ML stint on 7/11/15...Made his debut on 7/21/15 at HOU (L, 4.1 IP, 4 ER).

Minor League Career Highlights

- 🔥 Placed on Pawtucket's temporary inactive list on 5/21/16 to seek treatment for anxiety...Returned to pitch twice for the Rookie-level Gulf Coast League Red Sox on 7/4 & 7/9...Made his next 2 starts with Short-A Lowell, then returned to Pawtucket to make 8 starts from 7/24-9/1.
- 🔥 Ranked by *Baseball America* as having the best control and best curveball in the Sox' system after the 2014 and 2015 seasons.
- 🔥 Was Pawtucket's 2015 Opening Day starter...That year, was tabbed an International League mid-season All-Star and named to *Baseball America's* Triple-A All-Star Team.
- 🔥 Named 2014 Red Sox Minor League Pitcher of the Year, going 13-3 with a 2.13 ERA (34 ER/143.2 IP) in 25 starts between High-A Salem and Double-A Portland.
- 🔥 Named a 2014 Eastern League mid-season All-Star...Led the EL in ERA (1.75), WHIP (0.93), and opponent AVG (.189).
- 🔥 Earned a spot on *Baseball America's* 2014 Minor League All-Star Second Team and Double-A All-Star Team...Ranked 2nd in the minors in opponent AVG (.197), 3rd in WHIP (0.97), and 4th in ERA (min. 125.0 IP).

- 🔥 Named Red Sox Minor League Pitcher of the Month for June 2014.
- 🔥 Started playoff games for Portland and Pawtucket in 2014, combining for a 2.77 ERA (4 ER/13.0 IP).
- 🔥 Following the 2014 season, named the Red Sox' No. 5 prospect by *Baseball America*...Also named the No. 82 prospect in baseball.
- 🔥 Helped High-A Salem win the 2013 Mills Cup championship.

2019 Highlights

- 🔥 Made his 2nd consecutive Opening Day roster.
- 🔥 Made 7 starts and 14 relief appearances...Missed 90 team games due to a pair of stints on the injured list.
- 🔥 Held left-handed hitters to a .232 AVG (13-for-56, 1 HR).
- 🔥 In 6 games (3 starts) at Fenway Park, posted a 3.68 ERA and a .232 opponent AVG (14.2 IP, 13 H, 6 ER).
- 🔥 Allowed 3 ER or less in all but 1 of his 21 outings... Charged with a career-high 7 ER in 1.1 IP on 4/5 at ARI... Excluding that appearance, had a 4.62 ERA (20 ER/39.0 IP).

2019 Season Timeline

- 🔥 Appeared 3 times in the club's season-opening 4-game series at SEA from 3/28-31 (4.1 IP, 1 R).
- 🔥 Earned the Sox' 1st win of the season on 3/29 at SEA, striking out all 3 batters faced in the 8th inning.
- 🔥 Placed on the 10-day IL on 4/6 with left elbow inflammation...Made 6 rehab appearances (4 starts) between Double-A Portland and Triple-A Pawtucket.
- 🔥 Reinstated from the IL on 6/14.
- 🔥 Returned to the 10-day IL on 6/27 with a non-baseball related medical matter...Pitched in 3 rehab games with the PawSox and returned from the IL on 8/3.
- 🔥 Allowed 1 unearned run over 5.0 IP on 6/22 vs. TOR...Was his longest outing of the year, but did not factor into the decision.
- 🔥 Entered as a pinch runner and scored a run in the 8th inning on 6/26 vs. CWS.
- 🔥 Had a 3.68 ERA (3 ER/7.1 IP) and a .192 opponent AVG (5-for-26) in September...6 of his appearances during the month were scoreless.

Personal

- 👉 Full name is Christopher Brian Johnson.
- 👉 Signed by Anthony Turco (Red Sox).
- 👉 Pitched at the University of Florida from 2010-12... Also played 1B, batting .324 (155-for-478) with 15 HR... As a junior in 2012, won the John Olerud 2-Way Player of the Year Award...Named to the SEC's All-Freshman Team as a starting pitcher and a DH in 2010.
- 👉 Was a member of the USA Collegiate National Team in 2010 and 2011.
- 👉 Named 2008 Florida Today Player of the Year and Brevard County Player of the Year at Cocoa Beach High School.
- 👉 Selected by LAD in the 27th round of the 2009 June Draft, but did not sign.

- 👉 Signed autographs, posed for pictures with fans, and took part in other events during Red Sox Winter Weekend in January 2016, '18, and '19.
- 👉 Has taken part in the Gift of Sox event...In December 2017, joined his teammates in surprising students at Suffolk and Northeastern Universities and St. Patrick's School in Roxbury, MA.
- 👉 Has taken part in Red Sox Destinations events, a fan VIP experience.
- 👉 Attended a meet & greet with the Parkland Little League team during spring training in 2019.
- 👉 During spring training in 2018, visited Golisano Children's Hospital and the non-profit AFCAAM Center (African Caribbean American Catholic Center)...Also played in the Children's Hospital Celebrity Golf Classic.
- 👉 Interacted with fans at Christmas at Fenway in 2017.
- 👉 In 2016, joined the Pawtucket Red Sox on the club's Holiday Caravan, visiting children at Rhode Island's Tomorrow Fund Clinic and at Hasbro Children's Hospital.
- 👉 In January 2015, visited the Jimmy Fund and painted murals at the Curley K-8 School in Boston during the Red Sox Rookie Development Program.

In the Community

- 👉 As part of the Red Sox Holiday Caravan events in 2017, 2018, and 2019, has visited patients at Boston Children's Hospital, Beth Israel Deaconess Medical Center, Dana-Farber Cancer Institute, Shriners Hospital, MassGeneral Hospital for Children, Boston Medical Center, and The BASE.
- 👉 Visited patients at Walter Reed Medical Center in Washington, DC, in May 2019.
- 👉 Has participated in events that benefit the Red Sox Foundation, including Casino Night and Picnic in the Park.

Brian Johnson's Career Record

YEAR	CLUB	W-L	ERA	G-GS	CG-SHO	SV	IP	H	R	ER	HR	HB	BB	SO	SO/9	WHIP	AVG
2012	Lowell	0-0	0.00	4-4	0-0	0	5.2	2	0	0	0	0	1	4	6.35	0.53	.111
2013	GCL Red Sox	0-0	0.00	2-2	0-0	0	5.0	1	0	0	0	0	2	7	12.60	0.60	.067
	Greenville	1-6	2.87	15-15	0-0	0	69.0	50	29	22	4	4	28	69	9.00	1.13	.197
	Salem	1-0	1.64	2-2	0-0	0	11.0	9	2	2	0	0	5	8	6.55	1.27	.225
2014	Salem	3-1	3.86	5-5	0-0	0	25.2	23	13	11	0	0	7	33	11.57	1.17	.230
	Portland	10-2	1.75	20-20	2-0	0	118.0	78	29	23	6	0	32	99	7.55	0.93	.189
2015	Pawtucket	9-6	2.53	18-18	1-1	0	96.0	74	34	27	6	4	32	90	8.44	1.10	.211
	BOSTON	0-1	8.31	1-1	0-0	0	4.1	3	4	4	0	0	4	3	6.23	1.62	.214
2016	Pawtucket	5-6	4.09	15-15	0-0	0	77.0	74	38	35	9	1	36	54	6.31	1.43	.258
	GCL Red Sox	0-1	3.86	2-2	0-0	0	7.0	7	4	3	0	0	2	9	11.57	1.29	.259
	Lowell	0-0	0.00	2-2	0-0	0	11.0	7	0	0	0	0	2	11	9.00	0.82	.184
2017	Pawtucket	3-4	3.09	17-17	0-0	0	90.1	82	32	31	10	1	28	70	6.97	1.22	.240
	BOSTON	2-0	4.33	5-5	1-1	0	27.0	32	13	13	5	0	8	21	7.00	1.48	.283
	Lowell	0-0	3.38	1-1	0-0	0	2.2	2	2	1	0	1	2	4	13.50	1.50	.200
2018	BOSTON	4-5	4.17	38-13	0-0	0	99.1	104	49	46	16	1	38	87	7.88	1.43	.263
2019	BOSTON	1-3	6.02	21-7	0-0	0	40.1	53	29	27	6	0	23	31	6.92	1.88	.315
	Pawtucket	1-0	3.68	6-3	0-0	0	14.2	13	6	6	1	1	8	19	11.66	1.43	.250
	Portland	0-1	10.50	3-2	0-0	0	6.0	11	10	7	1	0	3	7	10.50	2.33	.393
	Major League Totals	7-9	4.64	65-26	1-1	0	171.0	192	95	90	27	1	73	142	7.47	1.55	.278
	Minor League Totals	33-27	2.81	112-108	3-1	0	539.0	433	199	168	37	12	188	484	8.08	1.15	.219

- 2009 Selected by the Los Angeles Dodgers in the 27th round of the June Draft (did not sign)
- 2012 Signed by the Boston Red Sox as a 1st-round selection (31st overall) in the June Draft
- 2017 On disabled list with a left shoulder impingement, 6/15-7/5
- 2018 On disabled list with left hip inflammation, 7/5-14
- 2019 On injured list with left elbow inflammation, 4/6-6/13
- On injured list with a non-baseball related medical matter, 6/27-8/2

Career Batting Totals

	AVG	G	AB	R	H	2B	3B	HR	RBI	SH	SF	HB	BB	SO	SB	CS	E
Major League Totals	.143	65	7	2	1	0	0	0	0	0	0	0	0	2	0	0	0

Career Single-Game Highs

INNINGS: 9.0, 5/27/17 vs. SEA (start); 4.2, 9/14/18 vs. NYM (relief); **LOW-HIT COMPLETE GAME:** 5, 5/27/17 vs. SEA; **STRIKEOUTS:** 11, 8/2/18 vs. NYG; **HITS:** 8, 4x, last 8/3/19 at NYG; **RUNS:** 7, 4/5/19 at ARJ; **WALKS:** 4, 3x, last 9/22/18 at CLE; **HOME RUNS:** 3, 8/2/18 vs. NYG; **WINNING STREAK:** 3, 2x, last 8/2-17/18; **EJECTIONS:** None; **SCORELESS INNINGS STREAK:** 9.0, 5/27/17

Major League Firsts

APPEARANCE: 7/21/15 at HOU (4.1 IP, start); **STRIKEOUT:** 7/21/15 at HOU (Jose Altuve, looking); **WIN:** 4/18/17 at TOR (5.0 IP); **SAVE:** N/A

46 TOMMY JOSEPH

1B

Bats: Right • **Throws:** Right • **Height:** 6-1 • **Weight:** 245
Opening Day Age: 28 • **MLB Service:** 1 year, 143 days
Born: 7/16/1991 in Phoenix, AZ
Resides: Destin, FL
Acquired: Signed as a minor league free agent on 8/1/2019
Contract Status: Signed through 2020



Non-Roster Invitee

The Rundown

- 🔥 Entering his 11th professional season, his 1st full season in the Red Sox organization.
- 🔥 Originally signed by the Giants as a 2nd-round selection in the 2009 June Draft...Has also played in the Phillies, Rangers, and Red Sox organizations.
- 🔥 In 2019, played for the LG Twins in the Korea Baseball Organization.
- 🔥 Made his ML debut with the Phillies in 2016...Hit 21 HR as a rookie in 2016, then 22 HR in 2017 as PHI's primary 1st baseman.
- 🔥 Began his career splitting time between catcher and 1B...In his minor league career, has made 303 starts at catcher, 169 at 1B, 1 at 3B, and 1 in LF...Last made an appearance at catcher in 2015.

Additional Career Highlights

- 🔥 Made his ML debut in 2016 with the Phillies, after attending spring training as neither a 40-man roster member nor a non-roster invitee.
- 🔥 Had his contract selected by PHI on 5/13/16 and made his ML debut that night vs. CIN...At the time of his promotion, was ranked 1st in the International League in AVG (.347) and OPS (.981).
- 🔥 Hit 21 HR in 2016, tied for 4th-most ever by a PHI rookie behind only Willie Montanez (30 in 1971), Dick Allen (29 in 1964), and Ryan Howard (22 in 2005).
- 🔥 Hit 12 HR in his first 48 games, marking the fewest games ever needed for a Phillies player to reach that total (previous: Darin Ruf, 51 games)...His record was broken in 2017 by Rhys Hoskins (12 HR in 24 games).
- 🔥 Named to the *Baseball America* 2016 Major League All-Rookie Team.
- 🔥 Was the Phillies' primary 1st baseman in 2017, appearing in 142 games and hitting 22 HR.
- 🔥 Recorded 2 walk-off RBI in a span of 3 days on 5/25/17 vs. COL (11th-inning single) and 5/27/17 vs. CIN (9th-inning single).
- 🔥 Played in the Dominican Winter League following the 2013 (Oriente) and 2016 (Escogido) seasons.

Minor League Career Highlights

- 🔥 Named a mid-season All-Star in 2010 (South Atlantic League) and 2012 (Eastern League), and a post-season All-Star in 2011 (California League) and 2012 (Eastern League).
- 🔥 Tabbed a 2011 *Baseball America* High Class A All-Star.
- 🔥 Ranked by *Baseball America* as the Giants' No. 2 prospect after the 2011 season and the Phillies' No. 3 prospect following the 2012 season.
- 🔥 In 2012, was the starting catcher for the U.S. Team at the SiriusXM All-Star Futures Game, played on 7/8 at Kauffman Stadium.
- 🔥 Played for Peoria in the 2012 Arizona Fall League and was named to the Rising Stars team.
- 🔥 Named California League Player of the Week on 8/15/11.
- 🔥 Had left wrist surgery on 8/5/14 and missed the remainder of that season.

2019 Highlights

- 🔥 Hit .274 (54-for-197) with 9 HR in 55 games for the LG Twins of the Korea Baseball Organization before signing with the Red Sox as a minor league free agent on 8/1.
- 🔥 Placed on the injured list on 8/1 (recovering from a low back strain)...Played in 2 injury rehabilitation games with the Rookie-level Gulf Coast League Red Sox.
- 🔥 Reinstated from the IL on 8/18 and spent the rest of the season with Double-A Portland, splitting time between 1B and DH.

Personal

- 🔥 Full name is Thomas Richard Joseph.
- 🔥 Married his wife, Ali, on 7/12/16.
- 🔥 Signed by Hugh Walker (Giants).
- 🔥 Graduated in 2009 from Horizon High School in AZ.

Tommy Joseph's Career Record

YEAR	CLUB	AVG	G	AB	R	H	2B	3B	HR	RBI	SH	SF	HB	BB	SO	SB	CS	OBP	SLG	OPS
2010	Augusta	.236	117	436	46	103	22	1	16	68	0	3	8	26	116	0	0	.290	.401	.691
2011	San Jose	.270	127	514	80	139	33	2	22	95	1	7	9	29	102	1	0	.317	.471	.787
2012	Richmond	.260	80	304	32	79	16	0	8	38	0	5	1	25	64	0	3	.313	.391	.705
	Reading	.250	28	100	12	25	8	0	3	10	1	1	3	9	32	0	1	.327	.420	.747
2013	Lehigh Valley	.209	21	67	6	14	1	0	3	14	0	0	1	4	15	0	1	.264	.358	.622
	Clearwater	.095	11	42	0	4	2	0	0	1	0	0	0	0	13	0	0	.095	.143	.238
	GCL Phillies	.333	1	3	0	1	0	0	0	0	0	0	0	2	1	0	0	.600	.333	.933
	Reading	.273	3	11	0	3	1	0	0	1	0	0	0	1	1	0	0	.333	.364	.697
2014	Reading	.282	21	78	8	22	4	1	5	19	0	1	3	5	13	0	0	.345	.551	.896
	GCL Phillies	.250	6	20	1	5	1	0	0	1	0	0	2	1	5	0	0	.348	.300	.648
2015	Lehigh Valley	.193	45	166	9	32	9	0	3	18	2	1	3	3	33	0	0	.220	.301	.521
	GCL Phillies	.485	13	33	6	16	3	0	3	10	0	0	1	7	0	0	0	.585	.848	1.434
2016	Lehigh Valley	.347	27	95	11	33	7	0	6	17	0	1	0	4	12	0	1	.370	.611	.981
	PHILADELPHIA	.257	107	315	47	81	15	0	21	47	0	6	4	22	75	1	1	.308	.505	.813
2017	PHILADELPHIA	.240	142	495	51	119	27	1	22	69	0	3	2	33	129	1	0	.289	.432	.721
2018	Frisco	.286	7	28	2	8	2	0	0	3	0	1	0	2	5	0	0	.323	.357	.680
	Round Rock	.284	84	317	47	90	21	0	21	67	0	4	8	28	77	0	0	.353	.549	.902
2019	LG Twins (KOR)	.274	55	197	17	54	3	0	9	36	0	2	4	14	46	0	1	.332	.426	.758
	GCL Red Sox	.286	2	7	3	2	1	0	1	2	0	0	0	0	0	0	0	.286	.857	1.143
	Portland	.260	13	50	7	13	3	0	0	5	0	1	2	2	17	0	0	.309	.320	.629
	Major League Totals	.247	249	810	98	200	42	1	43	116	0	9	6	55	204	2	1	.297	.460	.757
	Minor League Totals	.259	606	2271	270	589	134	4	91	369	4	25	41	148	506	1	6	.313	.442	.755
	Korea Totals	.274	55	197	17	54	3	0	9	36	0	2	4	14	46	0	1	.332	.426	.758

2009 Signed by the San Francisco Giants as a 2nd-round selection in the June Draft

2012 Acquired by the Philadelphia Phillies with OF Nate Schierholtz and RHP Seth Rosin in exchange for OF Hunter Pence, 7/31

2018 Claimed off waivers by the Texas Rangers, 3/19

2019 Signed by the Boston Red Sox as a minor league free agent, 8/1

Career Fielding Record

POS	PCT.	G	GS	PO	A	E	TC	DP
1B	.991	227	199	1560	94	15	1669	168

Career Single-Game Highs

HITS: 4, 7/9/16 at COL; **DOUBLES:** 2, 7/26/17 vs. HOU; **HOME RUNS:** 2, 6/10/16 at WSH; **RBI:** 4, 2x, last 7/1/17 at NYM; **RUNS SCORED:** 3, 2x, last 9/14/16 vs. PIT; **WALKS:** 3, 2x, last 5/9/17 vs. SEA; **STRIKEOUTS:** 4, 6/27/16 at ARI; **STOLEN BASES:** 1, 2x, last 4/9/17 vs. WSH; **HITTING STREAK:** 14, 6/5-18/17; **EJECTIONS:** None

Home Run Notes

MULTI-HOME RUN GAMES (1); 2-HOME RUN GAMES (1); 6/10/16 at WSH; **LEADOFF HOME RUNS (0); GRAND SLAMS (0); PINCH-HIT HOME RUNS (1);** 7/8/16 at COL off Jake McGee; **EXTRA-INNING HOME RUNS (0); GAME-ENDING HOME RUNS (0); INSIDE-THE-PARK HOME RUNS (0)**

Major League Firsts

GAME: 5/13/16 vs. CIN (started at 1B); **HIT:** 5/16/16 vs. MIA off Adam Conley (single, 6th inning); **HOME RUN:** 5/17/16 vs. MIA off Wei-Yin Chen (solo, 2nd inning); **GAME-ENDING RBI:** 5/25/17 vs. COL off Scott Oberg (single, 11th inning)

74 MIKE KICKHAM

LHP



Bats: Left • **Throws:** Left • **Height:** 6-4 • **Weight:** 220

Opening Day Age: 31 • **MLB Service:** 87 days

Born: 12/12/1988 in St. Louis, MO

Resides: Springfield, MO

Acquired: Signed as a minor league free agent on 11/12/2019

Contract Status: Signed through 2020

Non-Roster Invitee

Career Highlights

- Entering his 11th professional season, his 1st in the Red Sox organization.
- All of his ML experience came with the Giants in 2013 and 2014...Made 2 relief appearances during the regular season for the 2014 World Series champions.
- Selected by the Giants in the 6th round of the 2010 June Draft...Has pitched in the SF (2010-14, '16), SEA (2015), TEX (2015), and MIA (2017-19) organizations.
- In his pro career, has made 141 starts and 54 relief appearances.
- Had his contract selected by SF on 5/28/13 and made his ML debut that night at OAK.
- Named a 2012 Eastern League post-season All-Star and a 2017 Southern League mid-season All-Star.
- Earned Pitcher of the Week honors in the Eastern League (7/30-8/6/12), Pacific Coast League (8/5-11/13), and Southern League (5/22-28/17).

2019 Highlights

- Attended spring training as a non-roster invitee with MIA and spent the entire season with Triple-A New Orleans.
- Went 4-1 with a 3.86 ERA as a reliever (14 ER/32.2 IP) and 1-4 with a 4.53 ERA as a starter (27 ER/53.2 IP).
- Posted a 2.92 ERA (8 ER/24.2 IP) from 6/27-7/27.
- Allowed 1 run in a season-high 7.0 IP on 7/27 vs. Nashville.

Personal

- Full name is Michael Joseph Kickham.
- Signed by Hugh Walker (Giants).
- Graduated from Glendale (MO) High School in 2008 before attending Crowder Junior College (2009) and Missouri State University (2010)...Set MSU's single-season strikeout record (103).
- His brother, Dan, played in the DET organization.

Mike Kickham's Career Record

YEAR	CLUB	W-L	ERA	G-GS	CG-SHO	SV	IP	H	R	ER	HR	HB	BB	SO	SO/9	WHIP	AVG
2010	AZL Giants	0-0	11.57	3-0	0-0	0	2.1	4	3	3	0	0	2	3	11.57	2.57	.400
2011	Augusta	5-10	4.11	21-21	0-0	0	111.2	112	58	51	9	3	37	103	8.30	1.33	.261
2012	Richmond	11-10	3.05	28-27	1-1	0	150.2	119	57	51	8	2	75	137	8.18	1.29	.219
2013	Fresno	7-7	4.31	20-20	0-0	0	110.2	105	60	53	9	0	49	90	7.32	1.39	.250
	SAN FRANCISCO	0-3	10.16	12-3	0-0	0	28.1	46	34	32	8	0	10	29	9.21	1.98	.351
2014	Fresno	8-8	4.43	27-27	0-0	0	148.1	171	92	73	8	5	64	131	7.95	1.58	.290
	SAN FRANCISCO	0-0	22.50	2-0	0-0	0	2.0	8	5	5	1	0	1	1	4.50	4.50	.533
2015	Tacoma	0-2	7.29	5-5	0-0	0	21.0	18	17	17	3	2	28	12	5.14	2.19	.243
	Round Rock	1-0	6.00	7-0	0-0	0	6.0	3	4	4	0	2	7	4	6.00	1.67	.150
2016	Richmond	0-1	6.75	6-0	0-0	0	10.2	20	10	8	0	0	4	7	5.91	2.25	.392
2017	Jacksonville	5-7	3.33	18-17	2-1	0	97.1	88	36	36	9	4	16	86	7.95	1.07	.238
	New Orleans	3-3	4.28	9-8	0-0	0	48.1	55	25	23	5	0	8	33	6.14	1.30	.291
2018	GCL Marlins	0-0	0.00	1-1	0-0	0	1.0	0	0	0	0	0	0	2	18.00	0.00	.000
	Jacksonville	0-0	0.00	2-0	0-0	0	3.1	0	0	0	0	0	0	3	8.10	0.00	.000
	New Orleans	1-1	4.06	17-2	0-0	1	37.2	36	19	17	4	3	7	33	7.88	1.14	.250
2019	New Orleans	5-5	4.27	31-13	0-0	0	86.1	89	46	41	10	4	36	84	8.76	1.45	.264
	Major League Totals	0-3	10.98	14-3	0-0	0	30.1	54	39	37	9	0	11	30	8.90	2.14	.370
	Minor League Totals	46-54	4.06	195-141	3-2	1	835.1	820	427	377	65	25	333	728	7.84	1.38	.257

- 2010 Signed by the San Francisco Giants as a 6th-round selection in the June Draft
- 2014 Claimed off waivers by the Chicago Cubs, 12/14
- 2015 Acquired by the Seattle Mariners in exchange for RHP Lars Huijjer, 1/14
- 2015 Claimed off waivers by the Texas Rangers, 5/5
- 2016 Signed by the San Francisco Giants as a minor league free agent, 1/11
- 2017 Signed by the Miami Marlins as a minor league free agent, 2/2
- 2019 Signed by the Boston Red Sox as a minor league free agent, 11/12

Career Single-Game Highs

INNINGS: 5.1, 2x, last 7/10/13 vs. NYM; **STRIKEOUTS:** 6, 7/10/13 vs. NYM; **HITS:** 9, 7/11/13 at CIN; **RUNS:** 7, 7/11/13 at CIN; **WALKS:** 4, 5/28/13 at OAK; **HOME RUNS:** 2, 6/25/13 at LAD; **SCORELESS INNINGS STREAK:** 3.0, 8/21-9/4/13

Major League Firsts

APPEARANCE: 5/28/13 at OAK (2.1 IP, start); **STRIKEOUT:** 5/28/13 at OAK (Chris Young, swinging); **WIN:** N/A; **SAVE:** N/A

77 ROBINSON LEYER

RHP



Bats: Right • **Throws:** Right • **Height:** 6-2 • **Weight:** 185

Opening Day Age: 27 • **MLB Service:** None

Born: 3/13/1993 in El Seibo, DR

Resides: El Seibo, DR

Acquired: Signed as a minor league free agent on 12/9/2019

Contract Status: Signed through 2020

Non-Roster Invitee

Career Highlights

- Enters his 9th professional season, his 2nd in Major League Spring Training camp (also 2019 with SEA).
- Has pitched in the CWS (2011-17), CIN (2018), SEA (2019), and BOS (2019) minor league systems.
- Began his career as a starting pitcher (2012-15) before primarily appearing in relief from 2016-19.
- Has a 4.31 ERA (193 ER/402.2 IP) in 84 starts and a 4.12 ERA (101 ER/220.2 IP) in 152 relief appearances.
- Named a 2015 Arizona Fall League Rising Star and a 2018 Southern League mid-season All-Star.
- Earned Carolina League Pitcher of the Week honors in 2015 (7/6-12) while pitching for High-A Winston-Salem.
- According to *Baseball America*, entered 2016 with the best fastball in the White Sox minor league system.

2019 Highlights

- Played for 4 teams between the Mariners and Red Sox organizations, averaging 11.28 SO/9.0 IP with a 5.24 ERA (33 ER/56.2 IP) in 40 appearances.
- Made his Triple-A debut with Tacoma and struck out 27 batters in 19.2 IP (12.36 SO/9.0 IP).
- Finished the season with Double-A Portland, where he held left-handed hitters to a .157 AVG (8-for-51) and only 1 XBH (double).

2019 Season Timeline

- Began the season with Triple-A Tacoma, making 13 appearances before being transferred to Double-A Arkansas on 5/11.
- Released by SEA on 6/15 and signed by BOS as a minor league free agent on 6/20.
- Made 3 appearances for Short-A Lowell before being promoted on 7/4 to Double-A Portland, where he spent the remainder of the season.
- Allowed 0 runs in 11 of his 15 outings with Portland.
- In his final 14 outings (beginning 7/11), posted a 1.99 ERA (5 ER/22.2 IP) while limiting opponents to a .133 AVG (10-for-75) with 0 HR.
- Allowed just 2 ER in 10.2 IP (1.69 ERA) over his final 8 appearances of the season (beginning 8/8).

Personal

- Signed by Rafael Santana and Miguel Peguero (White Sox).
- His brother, Euclides Leyer, was a RHP in the White Sox organization from 2010-16...The brothers were on High-A Winston-Salem's roster at the same time during stretches of 2015 and 2016.

In the Community

- As part of the Red Sox Rookie Development Program, visited patients at Boston Children's Hospital on 1/15/20.

Robinson Leyer's Career Record

YEAR	CLUB	W-L	ERA	G-GS	CG-SHO	SV	IP	H	R	ER	HR	HB	BB	SO	SO/9	WHIP	AVG
2012	DSL White Sox	1-4	3.12	13-13	0-0	0	52.0	62	35	18	0	1	17	31	5.37	1.52	.292
2013	Bristol	2-7	6.35	13-13	0-0	0	56.2	74	45	40	5	7	30	38	6.04	1.84	.327
2014	Kannapolis	5-9	3.81	25-25	1-0	0	134.2	144	73	57	9	5	43	86	5.75	1.39	.282
2015	Winston-Salem	3-6	4.30	16-16	1-0	0	83.2	79	47	40	7	2	26	64	6.88	1.25	.239
	Birmingham	3-1	4.93	12-6	0-0	0	38.1	42	26	21	3	1	17	30	7.04	1.54	.280
2016	Birmingham	1-2	5.79	24-0	0-0	0	32.2	40	23	21	1	1	20	33	9.09	1.84	.308
	Winston-Salem	3-4	4.21	13-10	1-0	0	51.1	57	27	24	4	3	29	42	7.36	1.68	.279
2017	Birmingham	2-4	3.55	38-0	0-0	4	58.1	49	29	23	2	2	33	62	9.57	1.41	.224
2018	Pensacola	6-3	2.59	42-0	0-0	2	59.0	43	19	17	4	4	28	65	9.92	1.20	.208
2019	Tacoma	1-1	4.58	13-0	0-0	0	19.2	20	11	10	3	0	11	27	12.36	1.58	.263
	Arkansas	1-0	8.71	9-0	0-0	1	10.1	19	11	10	0	1	7	11	9.58	2.52	.388
	Lowell	0-1	18.00	3-0	0-0	0	3.0	4	6	6	0	0	2	3	9.00	2.00	.308
	Portland	0-1	2.66	15-1	0-0	0	23.2	13	8	7	0	1	17	30	11.41	1.27	.163
Minor League Totals		28-43	4.24	236-84	3-0	7	623.1	646	360	294	38	28	280	522	7.54	1.49	.268

- 2011 Signed by the Chicago White Sox as an international free agent, 11/6
- 2018 Acquired by the Cincinnati Reds, 3/21
- Signed by the Seattle Mariners as a minor league free agent, 11/20
- 2019 Signed by the Boston Red Sox as a minor league free agent, 6/20
- Signed by the Boston Red Sox as a minor league free agent, 12/9

Robinson Leyer

30 TZU-WEI LIN

INF



Bats: Left • **Throws:** Right • **Height:** 5-9 • **Weight:** 180

Opening Day Age: 26 • **MLB Service:** 1 year, 41 days

Born: 2/15/1994 in Kaohsiung County, Taiwan

Resides: Kaohsiung County, Taiwan

Acquired: Signed as an international free agent, 6/16/2012

Contract Status: Signed through 2020

The Rundown

- 🔥 Name is pronounced “ZOO-way” Lin.
- 🔥 Enters his 9th professional season, all in the Red Sox organization.
- 🔥 Is 1 of only 2 Taiwan-born players to appear in a ML game for the Red Sox, joining OF Che-Hsuan Lin (2012).
- 🔥 Helped Taiwan (Chinese Taipei) win the 2019 Asian Baseball Championship, its first title since 2001.
- 🔥 Made his ML debut in 2017 before ever having played at the Triple-A level.
- 🔥 In the majors, has made 16 starts at SS, 9 at 2B, 7 at 3B, and 2 in CF...In 628 minor league games, has made 471 starts at SS, 52 at 2B, 22 at 3B, 42 in CF, 6 in LF, and 2 in RF.
- 🔥 He and his wife, Kai-Li Jhu, have a daughter, Shin-En Lin (born September 2017).

Additional Career Highlights

- 🔥 Hit his 1st career HR in the Sox’ 7-5 win at CLE on 9/21/18...Gave the Red Sox a lead with an RBI single in the 7th and hit a solo HR in the 9th.
- 🔥 Made his 1st ML start on 6/26/17 vs. MIN (3B) and singled off José Berríos in his 1st PA...Became the 8th player born in Taiwan to record a hit in a ML game.
- 🔥 Tripled in his 6th ML game on 6/29/17 vs. MIN and in his 8th game on 7/2 at TOR...Became the 1st Red Sox player with multiple triples within their first 8 ML games since Johnny Pesky in 1942.
- 🔥 Hit safely in 44 of his final 50 games with Triple-A Pawtucket during the 2018 season (beginning 5/27), batting .336 (71-for-211) in that time.
- 🔥 Following the 2015 season, played in 14 games for Arizona Fall League champion Scottsdale.
- 🔥 Following the 2012 season, his pro debut, ranked by *Baseball America* as the fastest base runner in the Red Sox system.

2019 Highlights

- 🔥 Spent most of the season with Triple-A Pawtucket, also appearing in 13 games over 2 stints with BOS.
- 🔥 Appeared defensively for the PawSox at SS (27 starts), 2B (15), LF (6), CF (3), and RF (2).
- 🔥 Spent time on the major league injured list from 5/4-6/30 (left knee sprain) and minor league injured list from 8/27 through the end of the season (concussion).
- 🔥 After the season, helped Taiwan (Chinese Taipei) win the Asian Baseball Championship, its first title since 2001.

MAJOR LEAGUE POSITION PLAYERS BORN IN TAIWAN

Player	Clubs	Years	G
Chin-lung Hu	LAD/NYM	2007-11	118
Tzu-Wei Lin	BOS	2017-19	75
Yu Chang	CLE	2019	28
Chin-Feng Chen	LAA/LAD	2002-05	19
Che-Hsuan Lin	BOS	2012	9

2019 Season Timeline

- 🔥 Began the season with Pawtucket, playing in 1 game for the PawSox before being recalled by BOS on 4/6.
- 🔥 Exited Boston’s game in the top of the 2nd inning on 5/3 at CWS and was placed on the IL with a left knee sprain...Did not play in the majors for the rest of 2019.
- 🔥 Played for Pawtucket on 2 rehab assignments...Hit .331 (5-for-16) with 3 RBI over 5 games from 6/8-13 and .263 (5-for-19) with 2 RBI over 5 games from 6/26-30.
- 🔥 Was reinstated from the IL on 7/1 and optioned to Pawtucket, where he spent the remainder of the season.
- 🔥 In 15 games from 7/23-8/11, hit .350/.403/.483/.886 with 10 RBI (21-for-60, 9 R, 2 2B, 2 HR, 6 BB).
- 🔥 Recorded his lone multi-HR contest of 2019 on 8/6 at Columbus, going 2-for-3 with 2 R, 2 HR, 3 RBI, and 1 BB.
- 🔥 Placed on the 7-day IL on 8/29 (retroactive to 8/27) with a concussion, an injury he sustained vs. Scranton/Wilkes-Barre on 8/26...Missed the remainder of 2019.
- 🔥 Following the season, played for Taiwan (Chinese Taipei) in the Asian Baseball Championship...Did not play in the opening round, but appeared in 3 of the club’s 5 final games during the Super Round.

Personal

- 🔥 Signed by Louie Lin, Jon Deeble, and Eddie Romero (Red Sox).
- 🔥 Won tournament MVP honors after hitting .607 in 32 PA over 7 games for Taiwan at the 2010 World Junior Championship.

Tzu-Wei Lin's Career Record

YEAR	CLUB	AVG	G	AB	R	H	2B	3B	HR	RBI	SH	SF	HB	BB	SO	SB	CS	OBP	SLG	OPS
2012	GCL Red Sox	.255	29	110	21	28	5	1	0	16	1	3	0	16	28	4	2	.341	.318	.659
2013	Lowell	.226	60	230	34	52	9	2	1	20	1	1	1	28	59	12	4	.312	.296	.608
2014	Greenville	.229	102	402	55	92	22	1	1	42	4	7	0	54	74	10	7	.315	.296	.611
2015	Salem	.281	73	281	37	79	12	3	2	34	2	2	0	22	32	15	3	.331	.367	.698
	Portland	.202	46	173	21	35	5	3	0	14	4	1	0	16	27	8	3	.268	.266	.534
2016	Portland	.223	108	372	39	83	10	5	2	27	4	1	0	34	55	10	7	.287	.293	.580
2017	Portland	.302	48	159	31	48	9	3	5	19	2	2	1	20	27	8	2	.379	.491	.870
	BOSTON	.268	25	56	7	15	0	2	0	2	1	0	0	9	17	1	1	.369	.339	.708
	Pawtucket	.227	35	141	12	32	5	1	2	9	2	0	0	11	28	2	4	.283	.319	.602
2018	Pawtucket	.307	68	277	33	85	20	2	5	25	1	0	1	23	64	3	4	.362	.448	.810
	BOSTON	.246	37	65	15	16	6	1	1	6	0	0	0	8	17	0	1	.329	.415	.744
2019	Pawtucket	.246	59	224	30	55	11	1	4	22	3	2	0	21	58	6	2	.308	.357	.665
	BOSTON	.200	13	20	3	4	2	0	0	1	0	0	0	2	6	1	1	.273	.300	.573
Major League Totals		.248	75	141	25	35	8	3	1	9	1	0	0	19	40	2	3	.338	.369	.706
Minor League Totals		.249	628	2369	313	589	108	22	22	228	24	19	3	245	452	78	38	.318	.341	.658

2012 Signed by the Boston Red Sox as an international free agent, 6/16
 2019 On injured list with a left knee sprain, 5/4-6/30

Career Fielding Record

POS	PCT.	G	GS	PO	A	E	TC	DP
2B	1.000	22	9	26	25	0	51	11
3B	.938	10	7	1	14	1	16	2
SS	.962	31	16	20	56	3	79	10
OF	.500	7	2	1	0	1	2	0

Career Single-Game Highs

HITS: 3, 3x, last 7/9/17 at TB; **DOUBLES:** 1, 8x, last 5/1/19 vs. OAK; **HOME RUNS:** 1, 9/21/18 at CLE; **RBI:** 2, 3x, last 9/26/18 vs. BAL-G1; **RUNS SCORED:** 2, 4x, last 9/26/18 vs. BAL-G1; **WALKS:** 2, 7/6/17 at TB; **STRIKEOUTS:** 2, 8x, last 4/20/19 at TB; **STOLEN BASES:** 1, 2x, last 4/29/19 vs. OAK; **HITTING STREAK:** 5, 9/21-29/18; **EJECTIONS:** None


Major League Firsts

GAME: 6/24/17 vs. LAA (pinch runner, 9th inning); **HIT:** 6/26/17 vs. MIN off José Berrios (single, 2nd inning); **HOME RUN:** 9/21/18 at CLE off Dan Otero (solo, 9th inning); **GAME-ENDING RBI:** N/A

Tzu-Wei Lin

83 NICK LONGHI

IB/OF



Bats: Right • **Throws:** Left • **Height:** 6-2 • **Weight:** 230

Opening Day Age: 24 • **MLB Service:** None

Born: 8/16/1995 in Springfield, MA

Resides: Venice Beach, FL

Acquired: Signed as a minor league free agent on 11/21/2019

Contract Status: Signed through 2020

Non-Roster Invitee

The Rundown

- 🔥 Enters his 8th professional season, his 1st in Major League Spring Training camp.
- 🔥 Spent his first 7 seasons in the Red Sox (2013-17) and Reds (2017-19) minor league systems.
- 🔥 Selected by the Red Sox in the 30th round of the 2013 June Draft...Traded to the Reds on 7/2/17 in exchange for international amateur signing bonus pool space.
- 🔥 Against LHP in his career, has hit .295 with a .363 OBP (174-for-590, 11 HR).
- 🔥 Has made 290 starts at 1B, 88 in LF, and 71 in RF.

2019 Highlights

- 🔥 Spent the entire season with Triple-A Louisville and hit .283 (110-for-389) with 12 HR and a .798 OPS in 111 games.
- 🔥 Against LHP, went 39-for-115 (.339) with 8 HR, a .415 OBP, a .643 SLG, and a 1.060 OPS.
- 🔥 Started 45 games at 1B, 41 in LF, and 1 in RF...Committed only 2 errors at 1B and recorded 2 OF assists.
- 🔥 Batted .400 (36-for-90) with 7 HR and a 1.110 OPS during a 27-game stretch from 5/4-6/9.

Personal

- 🔥 Full name is Nicholas Edward Longhi.
- 🔥 Signed by Willie Romay (Red Sox).
- 🔥 Graduated from Venice (FL) High School.

Additional Career Highlights

- 🔥 Entered the 2017 season ranked by *Baseball America* as the Red Sox' No. 14 prospect.
- 🔥 In 2016, led Carolina League 1st basemen with a .999 fielding percentage (1 error in 856 chances).
- 🔥 In 2015, was ranked by *Baseball America* as the best defensive 1st baseman in the South Atlantic League.
- 🔥 In 2014, led Short-A Lowell with an .829 OPS.
- 🔥 Following his pro debut in 2013, ranked by *Baseball America* as the best pure hitter in the Sox' 2013 draft class.

Nick Longhi's Career Record

YEAR	CLUB	AVG	G	AB	R	H	2B	3B	HR	RBI	SH	SF	HB	BB	SO	SB	CS	OBP	SLG	OPS
2013	GCL Red Sox	.178	16	45	4	8	5	0	1	4	1	0	1	3	12	1	0	.245	.356	.600
2014	Lowell	.330	30	109	19	36	10	1	0	10	0	1	0	11	22	0	3	.388	.440	.829
2015	Greenville	.281	115	442	52	124	27	3	7	62	3	3	6	34	88	2	0	.338	.403	.741
2016	Salem	.282	124	471	56	133	40	3	2	77	2	9	3	50	106	2	3	.349	.393	.742
2017	Portland	.262	62	237	26	62	15	0	6	33	0	0	2	13	40	0	1	.306	.401	.706
	Pensacola	.316	7	19	2	6	1	0	1	7	0	0	0	3	5	0	0	.409	.526	.935
2018	Pensacola	.250	58	176	20	44	9	0	2	28	0	3	6	13	38	0	0	.318	.335	.653
	Louisville	.233	32	90	8	21	5	0	0	8	0	0	1	2	27	1	0	.258	.289	.547
2019	Louisville	.283	111	389	51	110	28	3	12	51	1	2	2	30	102	0	1	.336	.463	.798
Minor League Totals		.275	555	1978	238	544	140	10	31	280	7	18	21	159	440	6	8	.333	.403	.736

2013 Signed by the Boston Red Sox as a 30th-round selection in the June Draft

2017 Acquired by the Cincinnati Reds in exchange for international amateur signing bonus pool space, 7/2

2019 Signed by the Boston Red Sox as a minor league free agent, 11/21

12 JONATHAN LUCROY

CATCHER



Bats: Right • **Throws:** Right • **Height:** 6-0 • **Weight:** 200

Opening Day Age: 33 • **MLB Service:** 9 years, 136 days

Born: 6/13/1986 in Eustis, FL

Resides: Dallas, TX

Acquired: Signed as a minor league free agent, 2/18/2020

Contract Status: Signed through 2020

Non-Roster Invitee

The Rundown

- 👉 Enters his 14th professional season and 1st with BOS.
- 👉 Selected by MIL in the 3rd round of the 2007 June Draft...Made his ML debut with the Brewers on 5/21/10.
- 👉 Has played for MIL (2010-16), TEX (2016-17), COL (2017), OAK (2018), LAA (2019), and CHC (2019).
- 👉 Has made 1,032 starts at catcher.
- 👉 Is a 2-time NL All-Star (2014, '16).
- 👉 Finished 4th in 2014 National League MVP voting.
- 👉 Is the only catcher in MLB history to hit at least .300 with 50+ doubles in a season (2014, .301, 53 2B).
- 👉 Played for Team USA during the 2013 and 2017 World Baseball Classics (WBC champion in 2017).
- 👉 He and his wife, Sarah, have a daughter, Ellia, and a son, Easton.

Additional Awards & Honors

- 👉 Named the Brewers team MVP in 2014.
- 👉 Received MIL's Good Guy Award in 2013, '14, and '15.
- 👉 Named the MLBPAA Brewers Heart and Hustle Award nominee in 2014, '15, and '16.
- 👉 Received the Brewers' 2011 Unsung Hero Award.
- 👉 Honored with the Brewers' 2013 and 2015 Michael Harrison Award, given to the player who is one of the most active in the organization's community efforts.
- 👉 Honored as a 2007 *Baseball America* Rookie All-Star.
- 👉 Named a post-season All-Star in 2007 (Pioneer League) and a mid-season All-Star in 2008 (South Atlantic League) and 2009 (Southern League).

Additional Career Highlights

- 👉 Is the only primary catcher in modern MLB history (since 1900) to lead his league in doubles (53 in 2014)... That is tied for the Brewers' single-season record for doubles at any position (also Lyle Overbay, 53 in 2004).
- 👉 Made his ML debut on 5/21/10 vs. MIN...Singled in his 1st AB (PH for George Kottaras) off Nick Blackburn.
- 👉 Since making his debut in 2010, ranks 3rd among ML catchers in hits (1,128) and XBH (348).
- 👉 Recorded his 1,000th career hit on 6/1/18 at KC.
- 👉 Hit a career-high 24 HR in 2016 (MIL-13, TEX-11).
- 👉 Led ML catchers in 2016 in RBI (80), total bases (239), and SLG (.530)...Was tied for 1st among that group in XBH (50) and triples (3), and 2nd in OBP (.366) and HR (24).

2019 Season Timeline

- 👉 Split the season between LAA (74 games) and CHC (27)...Made 75 starts at catcher between the 2 clubs.
- 👉 In his first 44 games (through 5/29), hit .270 with a .780 OPS (41-for-152, 7 HR)...Hit 2 HR on 5/5 vs. HOU.
- 👉 Placed on the 7-day concussion IL on 7/9 after being injured in a collision at home plate on 7/7 at HOU... Transferred to the 10-day IL on 7/18.
- 👉 Appeared in 2 rehab games with Inland Empire on 7/27 and 7/30...Reinstated from the IL on 7/31.
- 👉 Designated for assignment on 8/2 and released by the Angels on 8/5...Signed with the Cubs on 8/8.

Personal

- 👉 Played 3 seasons at the University of Louisiana-Lafayette, setting career school records with 54 doubles, 184 RBI, and 414 total bases.
- 👉 His brother, David, was selected by the Brewers in the 20th round of the 2015 June Draft and pitched 2 seasons (2015-16) in the minors, reaching High-A in 2016.

In the Community

- 👉 Was the Brewers' nominee for the Roberto Clemente Award in 2013.
- 👉 Does military outreach in honor of college roommate, John Coker, who was wounded by gunfire while serving in the Army National Guard in Afghanistan.
- 👉 Active with the Make-A-Wish Foundation, granting wishes and visiting hospitals.
- 👉 Participated in the Stars and Stripes Honor Flight in November 2014 and 2015...The program flew World War II, Korean War, and terminally-ill veterans to Washington, DC to visit their respective memorials.
- 👉 Supported Fisher House Wisconsin, a facility for military veterans and their families receiving treatment at the Milwaukee VA.
- 👉 With the Brewers, provided tickets to military families... From 2011-13, provided \$5,000 scholarships to military families.
- 👉 Donated \$10,000 in 2014 to the Open Arms Home, whose mission is to provide a loving residential environment that serves the emotional, physical and developmental needs to orphaned, abandoned and disadvantaged children in the Eastern Cape of South Africa.
- 👉 Attended President Obama's State of the Union Address in 2014 as a guest of Senator Ron Johnson.

Jonathan Lucroy, Continued

Jonathan Lucroy's Career Record

YEAR	CLUB	AVG	G	AB	R	H	2B	3B	HR	RBI	SH	SF	HB	BB	SO	SB	CS	OBP	SLG	OPS
2007	Helena	.342	61	234	35	80	18	2	4	39	0	2	1	16	37	0	3	.383	.487	.871
2008	West Virginia	.310	65	239	45	74	16	1	10	33	0	2	3	30	39	8	1	.391	.510	.901
	Brevard	.292	64	236	31	69	12	1	10	44	0	6	2	28	45	1	2	.364	.479	.843
2009	Huntsville	.267	125	419	61	112	32	2	9	66	1	6	2	78	66	1	1	.380	.418	.798
2010	Huntsville	.452	10	42	8	19	3	0	0	5	1	0	0	4	3	0	0	.500	.524	1.024
	Nashville	.238	21	80	8	19	4	0	2	11	0	0	0	3	14	0	0	.265	.363	.628
	MILWAUKEE	.253	75	277	24	70	9	0	4	26	0	1	1	18	44	4	2	.300	.329	.628
2011	Huntsville	.273	4	11	3	3	1	0	0	4	0	0	0	6	1	1	0	.529	.364	.893
	MILWAUKEE	.265	136	430	45	114	16	1	12	59	4	3	2	29	99	2	1	.313	.391	.703
2012	MILWAUKEE	.302	96	316	46	101	17	4	12	58	1	3	4	22	44	4	1	.368	.513	.881
	Wisconsin	.333	4	12	0	4	1	0	0	2	0	0	0	1	0	1	0	.385	.417	.801
	Nashville	.429	2	7	4	3	0	0	0	1	0	0	1	0	1	1	0	.500	.429	.929
	MILWAUKEE	.280	147	521	59	146	25	6	18	82	0	8	5	46	69	9	1	.340	.455	.795
2014	MILWAUKEE	.301	153	585	73	176	53	2	13	69	0	2	2	66	71	4	4	.373	.465	.837
2015	MILWAUKEE	.264	103	371	51	98	20	3	7	43	1	6	1	36	64	1	0	.326	.391	.717
	Brevard	.245	4	16	3	4	0	0	0	1	0	0	0	2	0	0	0	.333	.250	.583
2016	MILWAUKEE	.299	95	338	48	101	17	3	13	50	0	4	1	33	70	5	0	.359	.482	.841
	TEXAS	.276	47	152	19	42	7	0	11	31	0	0	2	14	30	0	0	.345	.539	.885
2017	TEXAS	.242	77	281	27	68	15	0	4	27	0	2	4	19	32	1	0	.297	.338	.635
	COLORADO	.310	46	142	18	44	6	3	2	13	0	2	4	27	19	0	0	.429	.437	.865
2018	OAKLAND	.241	126	415	41	100	21	1	4	51	1	6	3	29	65	0	0	.291	.325	.617
2019	LOS ANGELES-AL	.242	74	240	28	58	8	1	7	30	0	3	4	21	39	0	0	.310	.371	.681
	Inland	.250	2	8	3	2	1	0	1	1	0	0	0	1	1	0	0	.333	.750	1.083
	CHICAGO-NL	.189	27	53	2	10	2	0	1	6	0	0	1	6	12	0	0	.288	.283	.566
Major League Totals		.274	1202	4121	481	1128	216	24	108	545	7	40	34	366	658	30	9	.335	.416	.751
Minor League Totals		.298	362	1304	201	389	88	6	36	207	2	16	9	169	207	13	7	.379	.458	.836

- 2007 Signed by the Milwaukee Brewers as a 3rd-round selection in the June Draft
 2016 Acquired by the Texas Rangers in exchange for OF Lewis Brinson, RHP Luis Ortiz, and a player to be named later (OF Ryan Cordell), 8/1
 2017 Acquired by the Colorado Rockies for a player to be named later (OF Pedro Gonzalez), 7/30
 2018 Signed by the Oakland Athletics as a free agent, 3/12; Signed by the Los Angeles Angels as a free agent, 12/29
 2019 On injured list with a concussion, 7/9-30; Signed by the Chicago Cubs as a free agent, 8/8
 2020 Signed by the Boston Red Sox as a minor league free agent, 2/19

Postseason Record

AVG	G	AB	R	H	2B	3B	HR	RBI	SH	SF	HB	BB	SO	SB	CS	OBP	SLG	OPS
.235	15	51	6	12	3	0	1	6	0	0	0	1	12	0	0	.250	.353	.603

Wild Card Record

YEAR	CLUB	AVG	G	AB	R	H	2B	3B	HR	RBI	SH	SF	HB	BB	SO	SB	CS	OBP	SLG	OPS
2017	COL vs. ARI	.667	1	3	2	2	2	0	1	0	0	0	1	0	0	0	0	.750	1.333	2.083
2018	OAK vs. NYY	.250	1	4	0	1	0	0	0	0	0	0	0	2	0	0	0	.250	.250	.500
Wild Card Totals		.429	2	7	2	3	2	0	1	0	0	0	1	2	0	0	0	.500	.714	1.214

Division Series Record

YEAR	CLUB	AVG	G	AB	R	H	2B	3B	HR	RBI	SH	SF	HB	BB	SO	SB	CS	OBP	SLG	OPS
2011	MIL vs. ARI	.200	4	15	1	3	0	0	0	2	0	0	0	5	0	0	0	.200	.200	.400
2016	TEX vs. TOR	.083	3	12	1	1	0	0	0	0	0	0	0	2	0	0	0	.083	.083	.167
Division Series Totals		.148	7	27	2	4	0	0	0	2	0	0	0	7	0	0	0	.148	.148	.296

League Championship Series Record

YEAR	CLUB	AVG	G	AB	R	H	2B	3B	HR	RBI	SH	SF	HB	BB	SO	SB	CS	OBP	SLG	OPS
2015	MIL vs. STL	.294	6	17	2	5	1	0	1	3	0	0	0	3	0	0	0	.204	.529	.824

Career Fielding Record

POS	PCT.	G	GS	PO	A	E	TC	DP	CCS	SB	CCS%	PB	PKO	INN	ERA
C	.993	1091	1032	7987	580	64	8631	58	219	666	24.7	50	3	9163.2	4.14
1B	.990	56	35	281	15	3	299	25							

Career Single-Game Highs

HITS: 5, 5/31/13 at PHI; **DOUBLES:** 3, 4/19/14 at PIT; **HOME RUNS:** 2, 9x, last 5/5/19 vs. HOU; **RBI:** 7, 2x, last 8/30/12 at CHC; **RUNS SCORED:** 3, 5x, 6/1/18 at KC; **WALKS:** 3, 6x, last 9/27/17 vs. MIA; **STRIKEOUTS:** 4, 5/29/11 vs. SF; **STOLEN BASES:** 1, 25x, last 7/24/17 vs. MIA; **HITTING STREAK:** 11, 8/21-9/3/15; **EJECTIONS:** None

Home Run Notes


2-HOME RUN GAMES (9): 5/20/12 vs. MIN; 8/20/12 vs. CHC; 5/31/13 at PHI; 6/17/14 at OAK; 7/22/14 vs. CIN; 8/25/15 at CLE; 8/6/16 at HOU; 8/12/16 vs. DET; 5/5/19 vs. HOU; **LEADOFF HOME RUNS (0); GRAND SLAMS (4):** 5/20/12 vs. MIN off Jeff Gray; 8/30/12 at CHC off Brooks Raley; 6/17/14 at ARI off Brad Ziegler; 7/23/18 at OAK off Cole Hamels; **PINCH-HIT HOME RUNS (0); EXTRA-INNING HOME RUNS (0); GAME-ENDING HOME RUNS (0); INSIDE-THE-PARK HOME RUNS (0)**

Major League Firsts

GAME: 5/21/10 at MIN (entered as pinch-hitter in 8th inning); **HIT:** 5/21/10 at MIN off Nick Blackburn (single, 8th inning); **HOME RUN:** 6/25/10 vs. SEA off Ryan Rowland-Smith (3-run, 4th inning); **GAME-ENDING RBI:** 5/28/11 vs. SF off Guillermo Mota (bunt single, 9th inning)

28 J.D. MARTINEZ

OF/DH



Bats: Right • **Throws:** Right • **Height:** 6-3 • **Weight:** 230
Opening Day Age: 32 • **MLB Service:** 8 years, 36 days
Born: 8/21/1987 in Miami, FL
Resides: Fort Lauderdale, FL
Acquired: Signed as a free agent on 2/26/2018
Contract Status: Signed through 2022

The Rundown

- Enters his 12th professional season, his 3rd with the Red Sox...Has played in 1,068 games for HOU (2011-13), DET (2014-17), ARI (2017), and BOS (2018-19).
- Is a 3-time AL All-Star (2015, '18, '19)...Was the AL's starting DH in 2018 and 2019.
- Is 1 of 20 players ever to hit .300+ with 35+ HR and 100+ RBI in as many as 3 straight seasons, doing so from 2017-29 (see table below).
- In his first 2 seasons with the Red Sox (2018-19), led the majors in RBI (235) and ranked T-4th in HR (79).
- From 2014-19, ranked 6th in the majors in offensive WAR (28.3), according to Baseball-Reference.
- Is 1 of only 18 players ever to hit 4 HR in a game, accomplishing the feat on 9/4/17 for ARI at LAD.
- Signed by HOU as a 20th-round selection in the 2009 June Draft...Made his ML debut in 2011 with HOU.
- Made the Astros' Opening Day roster in 2012 and 2013...In 2014, opened spring training in the HOU organization before being released on 3/22...Signed by the Tigers as a minor league free agent 2 days later.

Additional Awards & Honors

- Voted as the 2018 Player of the Year in the MLBPA's Players Choice Awards.
- In 2018, was the AL recipient of MLB's Hank Aaron Award as the league's top offensive performer.
- Earned the Boston Baseball Writers' 2018 Ted Williams Award, given to MLB's most outstanding hitter.
- Finished 4th in the BBWAA's 2018 AL MVP voting with 198 points, earning 1 first-place vote.
- Was a 2015 Gold Glove Award finalist in RF.
- Has been named Player of the Month twice (September 2017-NL, August 2018-AL).

ONE OF A KIND

J.D. Martinez is the only player in the Louisville Slugger Silver Slugger Award's history (1980-2019) to be named a Silver Slugger at multiple positions in a single season (2018: OF and DH). He also won a Silver Slugger Award in 2015 as an OF.

MARTINEZ'S STAT RANKINGS, 2014-19

Stat	MLB Rank	Leader
.581 SLG	2nd	Trout (.597)
.954 OPS	2nd	Trout (1.021)
.307 AVG	3rd	Altuve (.327)
415 XBH	3rd	Arenado (464)
5.25 AB/RBI	4th	Encarnación (4.84)
14.85 AB/HR	5th	Stanton (13.11)
207 HR	5th	Cruz (244)
585 RBI	6th	Arenado (682)
*Min. 2,000 PA		

- Has earned 8 Player of the Week honors: 6/16-22/14, 6/29-7/5/15, 5/15-21/17, 7/10-16/17, 9/4-10/17, 9/11-17/17, 5/14-20/18, and 8/6-12/18.
- Is the only player to claim 4 Player of the Week honors in a single season since the award's inception in 1973 (1975 for AL), doing so in 2017.
- Named 2015 Tiger of the Year by the Detroit chapter of the BBWAA...Named Tigers Player of the Month for June 2014, July 2015, and August 2016.
- Named Astros 2011 Rookie of the Year by the Houston Chapter of the BBWAA.

PLAYERS TO HIT .300+ WITH 35+ HR AND 100+ RBI IN 3 OR MORE CONSECUTIVE SEASONS

Player	Seasons	Player	Seasons	Player	Seasons
J.D. Martinez.....	2017-19	Manny Ramirez	1999-2001	Willie Mays	1961-63
Albert Pujols.....	2003-06, '08-10	Vladimir Guerrero	1998-2000	Ted Kluszewski.....	1953-56
Barry Bonds.....	2000-02	Vinny Castilla	1996-98	Duke Snider	1953-55
Jason Giambi	2000-02	Andres Galarraga.....	1996-98	Jimmie Foxx	1932-36
Alex Rodriguez.....	2000-02	Frank Thomas	1993-97	Babe Ruth	1926-32
Todd Helton.....	1999-2001	Albert Belle	1994-96	Lou Gehrig	1929-31
Chipper Jones.....	1999-2001	Jim Rice.....	1977-79		

J.D.
Martinez

J.D. Martinez, Continued

PICK A SIDE

From 2014-19, J.D. Martinez and Mike Trout were the only players to record an OPS of at least .900 against both RHP and LHP (min. 500 PA against each):

Player	VS. LHP	VS. RHP
J.D. Martinez	1.080	.916
Mike Trout	.971	1.038

Additional Career Highlights

- Joins Nolan Arenado and Nelson Cruz as the only players with 35+ HR in each of the last 3 seasons...Has hit 20+ HR in each of the last 6 seasons (23 in 2014, 38 in 2015, 22 in 2016, 45 in 2017, 43 in 2018, 36 in 2019).
- Has hit at least 1 HR against each of the 30 MLB teams, completing the list on 8/22/17 at NYM.
- His teams are 143-70 (.671) in games in which he has hit at least 1 HR...The Red Sox went 53-18 (.746) in such games from 2018-19.
- Is 1 of only 2 players since 1900 to homer in the 7th, 8th, and 9th innings of the same game, doing so on 9/4/17 for ARI at LAD (source: Elias)...Kris Bryant joined him on that list on 5/17/19 at WSH.
- Holds the Red Sox record for most HR in a player's 1st season with the club (43 in 2018).
- Holds the Red Sox single-season record for most HR before July (25 in 2018).
- Holds ARI franchise records for most HR (16) and RBI (36) in any calendar month (September 2017)... That is tied with Ralph Kiner (1949) for the NL record for most HR in a September.
- Also holds the ARI franchise record for most HR after the All-Star break (29 in 2017).
- Is the only player ever with 5+ RBI in more than 1 game for multiple teams in a season (2017, ARI and DET) (source: Elias).
- Holds the Astros rookie record for most RBI in a calendar month (28 in August 2011).
- Recorded the majors' best AB/RBI ratio in both 2017 (4.15) and 2018 (4.38) (min. 300 AB).
- In 2018, hit 43 HR with 130 RBI, 111 runs scored, and a .330/.402/.629/1.031 batting line...According to Elias, only 2 other players in MLB history have hit .330+ with 43+ HR and 130+ RBI in their 1st season with a team: Babe Ruth (1920 NYY) and Jimmie Foxx (1936 BOS).
- In 2018, became the 3rd Red Sox ever to hit at least .330 with 40+ HR and 130+ RBI, joining Ted Williams (1949) and Jimmie Foxx (1936, '38).
- Reached base in 51 straight games at Fenway Park from 4/13-8/18, MLB's longest home on-base streak of 2018 and the 3rd-longest single-season streak in the venue's history.
- In 2018, became the 1st Red Sox since Ted Williams in 1946 to have more HR at the All-Star break than any member of the team had in the entire season prior... Mookie Betts led BOS with 24 HR in 2017; Martinez had 29 at the 2018 break.

- In 119 games between DET and ARI in 2017, hit 45 HR with 104 RBI...Among players with 300+ AB, led the majors in SLG (.690) and AB/HR (9.60).
- In 2017, became the 5th player in MLB history to hit 40+ combined HR with multiple teams in a single season (also Adam Dunn in 2008, David Justice in 2000, Mark McGwire in 1997, and Greg Vaughn in 1996).
- In 2017 with ARI, became the 2nd-fastest player all-time to reach 20 HR with a new team (45th game), behind only Mark McGwire (42 with STL in 1997).
- On 8/3/16 vs. CWS, hit the 1st pitch he saw in the 8th inning for a pinch-hit, go-ahead HR off Chris Sale.
- Recorded the 1st multi-homer game of his career on 6/21/15 at NYY, hitting 3 HR in the 12-4 win...Became the 1st visiting player ever to hit 3 HR at the current Yankee Stadium...Was also the 1st Tiger to hit 3 HR vs. NYY since Charlie Maxwell on 5/3/59 at Briggs Stadium.
- Opened 2014 spring training in the HOU organization before being released on 3/22...Signed by the Tigers as a minor league free agent on 3/24 and assigned to Triple-A Toledo to begin the season...His contract was purchased by the Tigers on 4/21, the same day he was named International League Player of the Week.
- Played for Leones del Caracas in the Venezuelan Winter League following the 2013 season.
- Had surgery following the 2012 season to remove the hook of the hamate bone in his left hand.
- Had his contract purchased by HOU on 7/30/11 and made his ML debut that day at MIL, collecting an RBI double in his 1st at-bat for his 1st hit...Hit his 1st homer and had 4 RBI on 8/3/11 vs. CIN.

Postseason Career Highlights

- Has 6 HR and 20 RBI in only 21 career postseason games, reaching the playoffs with DET in 2014, ARI in 2017, and BOS in 2018.
- Is the only player in DET history to hit a HR in each of their first 2 postseason games, and 1 of only 16 players in ML history to do so.
- Homered in each of the Sox' 3 rounds of the 2018 Postseason...Reached base in 13 of their 14 playoff games, posting a .300/.403/.520 batting line with 3 HR and a team-high 14 RBI (15-for-50, 10 BB).
- In Game 1 of the 2018 ALDS vs. NYY, gave the Sox a 3-0 lead with a 3-run HR off J.A. Happ in the 1st inning... Gave the Sox a 1-0 lead in Game 5 of the ALCS with a 3rd-inning HR off Justin Verlander.
- In 2018, became the 10th player in MLB history to record multiple RBI in each of his first 2 career World Series games...In Game 5, led off the 7th inning with a HR off Clayton Kershaw, giving BOS a 4-1 lead.
- Appeared in each of ARI's 4 Postseason games in 2017, going 3-for-4 with a HR in Game 1 of the NLDS at LAD.
- Appeared in all 3 games for the Tigers during the 2014 ALDS vs. BAL...Recorded an XBH and an RBI in each game, homering in Games 1 and 2...Hit a HR in his 1st postseason at-bat, joining Mickey Lichak as the only Tigers in franchise history to accomplish the feat.

Minor League Career Highlights

- 🔥 Named a mid-season All-Star in 2009 (New York-Penn League), 2010 (South Atlantic League), and 2011 (Texas League)...Also named a post-season All-Star in 2010 (SAL) and 2011 (TL).
- 🔥 In 2010, named Astros Minor League Player of the Year, as well as the South Atlantic League's MVP and Player of the Year...Led the league with a .362 AVG.
- 🔥 In 2010, was named Lexington's Offensive Player of the Month for April and for May, as well as Corpus Christi's Offensive Player of the Month for August.
- 🔥 Named Topps Texas League Player of the Month for July 2011.
- 🔥 Tabbed a league's Player of the Week on 8/3/09 (New York-Penn), 7/11/10 (South Atlantic), 7/4/11 (Texas), 7/18/11 (Texas), and 4/21/14 (International).

HIGHEST SLUGGING % WITH RUNNERS IN SCORING POSITION, 2014-19

Rk.	Player	SLG
1.	Nolan Arenado	.677
2.	Mike Trout	.646
3.	J.D. Martinez	.606

**Min. 500 PA with RISP*

PLAYERS TO HIT A GRAND SLAM IN EACH LEAGUE IN A SINGLE SEASON

Player (Year)	Teams
Greg Vaughn (1996)	MIL/SD
Will Clark (2000)	BAL/STL
Yoenis Céspedes (2015)	DET/NYM
J.D. Martinez (2017)	DET/ARI

Source: ESPN Stats & Info

PLAYERS TO HIT 40+ HR IN A SEASON IN 120 GAMES OR FEWER

Player (Season)	HR	G	HR/G
Matt Williams (1994)	43	112	0.384
J.D. Martinez (2017)	45	119	0.378
Ken Griffey Jr. (1994)	40	111	0.360
Hank Aaron (1973)	40	120	0.333

2019 Highlights

- 🔥 Earned a 10th-place vote for BBWAA American League MVP.
- 🔥 Hit .304 (175-for-575) with 36 HR and 105 RBI over 146 games during his 2nd season with the Red Sox.
- 🔥 Started 107 games at DH and 37 in the outfield (RF-24, LF-13)...In his 38 games in the outfield, hit .331 with a 1.088 OPS (49-for-148, 15 HR, 41 RBI).
- 🔥 Matched his career high in plate appearances (657)...Struck out once every 4.76 PA, the best rate of his career.
- 🔥 Earned his 3rd All-Star Game selection (also 2015, '18)...Voted in by the Player Ballot as an AL reserve, but started at DH due to an injury to Hunter Pence.
- 🔥 Was 1 of only 4 players in 2019 with 35+ HR, 100+ RBI, and a .300+ AVG (also Nolan Arenado, Nelson Cruz, and Cody Bellinger).
- 🔥 Became the 9th Red Sox with 35+ HR and 100+ RBI in a season multiple times, joining David Ortiz (7x), Manny Ramirez (5x), Jimmie Foxx (5x), Jim Rice (4x), Ted Williams (4x), Mo Vaughn (3x), Carl Yastrzemski (3x), and Tony Armas (2x).
- 🔥 Hit 18 HR at home and 18 on the road...In 75 road games, posted a .333/.416/.561/.978 batting line (98-for-294, 30 XBH)...His .333 AVG on the road ranked 5th in the majors, and his .416 OBP ranked 3rd.
- 🔥 Against LHP, led the majors in HR (19), AVG (.404), OBP (.494), SLG (.887), and OPS (1.381)...Since 1974, his 19 HR and .887 SLG vs. LHP both rank 1st among Red Sox.
- 🔥 Hit .338 (50-for-148) with RISP, including a .444 AVG and .833 SLG from 7/22 through the end of the season (24-for-54, 4 2B, 3B, 5 HR).
- 🔥 With 2 outs, led the AL with a 1.075 OPS (63-for-194, 16 HR)...Only Christian Yelich had a higher OPS with 2 outs (1.187), and only Gary Sánchez had more HR with 2 outs (18).
- 🔥 Hit multiple HR in a game 5 times (5/12 vs. SEA, 5/27 vs. CLE, 6/14 at BAL, 8/9 vs. LAA, 8/23 at SD)...Homered in 3 consecutive games twice (5/12-15, 6/13-15).
- 🔥 Was 1 of 13 players with at least 3 hitting streaks of 10+ games...Had multiple hits in 5 straight games twice: 7/22-26 and 8/4-9.
- 🔥 Hit .319 (23-for-72) with 7 HR, 13 RBI, and a 1.111 OPS over 19 games vs. NYY...Is 1 of only 5 Red Sox ever with 7+ HR against the Yankees in a season (see table on next page).

MARTINEZ TIES MAJOR LEAGUE RECORD WITH 4 HR IN A SINGLE GAME

On 9/4/17 at LAD, Martinez became the 18th player in MLB history (and 1st in ARI history) to hit 4 HR in a game, homering in the 4th (off Rich Hill), 7th (Pedro Báez), 8th (Josh Fields), and 9th (Wilmer Font) innings.

- 🔥 Became the 1st player since 1900 to homer in the 7th, 8th, and 9th innings of the same game (source: Elias).
- 🔥 It marked the 1st time ever a player had more HR than the opponent had hits (3) in a game (source: ESPN Stats & Info).
- 🔥 Became the 3rd player to hit 4 HR against 4 different pitchers in a game, the 1st since Joe Adcock in 1954.
- 🔥 Was 1 of 2 players to hit 4 HR in a game in 2017 (also CIN's Scooter Gennett on 6/6 vs. STL).

J.D. Martinez, Continued

J.D. MARTINEZ A.L. RANKINGS IN 2019

Stat	Rank
36 HR	T-7th
105 RBI	8th
.304 AVG	9th
.939 OPS	6th
5 multi-HR games	T-3rd

HIGHEST OPS VS. LHP IN A SEASON (1974-2019)

Rk.	Player (Year)	OPS
1.	Jeff Bagwell (1994)	1.639
2.	Barry Bonds (2002)	1.532
3.	Ryan Braun (2007)	1.480
4.	Sammy Sosa (2002)	1.451
5.	J.D. Martinez (2019)	1.381

Min. 100 PA vs. LHP

2019 Season Timeline

🔥 Was the Red Sox' Opening Day DH for the 2nd consecutive season.

🔥 Had at least 1 RBI in each of the Sox' first 4 games (7 total RBI)...Prior to 2019, the most recent Sox to do that were Shea Hillenbrand in 2003 (5 games), Jose Canseco in 1995 (4), and Carl Yastrzemski in 1973 (5).

🔥 Hit safely in each of the Red Sox' first 10 games, the longest streak to begin any season of his career...Prior to Martinez, the last Red Sox with a hit in each of the team's first 10 games was Shea Hillenbrand in 2002 (12).

🔥 Recorded his 1,000th career hit on 3/31 at SEA, a 3-run HR in the 4th inning.

🔥 After going 0-for-3 with a BB on 4/7 at ARI, hit safely in each of his next 11 games from 4/9-21 (14-for-38, .368).

🔥 Hit safely in 21 of the Sox' first 22 games...The only other player to hit safely in 21+ of the Sox' first 22 games is Eddie Bressoud in 1964 (21 of 22; source: Elias).

🔥 Prior to 2019, no player had hit in 21 of his team's first 22 games since 2014, when the White Sox' Alexei Ramirez (23 of 24) and Blue Jays' Melky Cabrera (25 of 26) both did so.

🔥 Reached base safely in each of the Red Sox' first 22 games...Since 1967, the only other Red Sox to reach in each of the team's first 22 games are Manny Ramirez in 2001 (23) and Wade Boggs in 1983 (27).

🔥 Hit .339 (40-for-118) through 5/3...His 40 hits in that time were tied for the most in the AL.

🔥 Hit his 200th career HR on 5/7 at BAL...It took him 2,229 AB to reach 100 career HR (22.3 AB/HR), but he needed only 1,300 AB to hit his next 100 (13.0 AB/HR).

🔥 Homered 5 times in 7 games from 5/7-15 after hitting 4 HR through his first 34 games.

🔥 Led the AL with 12 HR in his 28 games from 5/7-6/15.

🔥 Replaced Hunter Pence (injury) as the AL's starting DH in MLB's 90th All-Star Game on 7/9 at CLE...Went 0-for-2.

🔥 Over 33 games from 7/22-8/29, hit 13 HR and led MLB (min. 100 AB) in OBP (.460), SLG (.769), and OPS (1.229)...Also ranked 2nd in AVG (.392) and RBI (36).

🔥 Reached base in 22 consecutive games from 7/22-8/13, tied for his longest streak of 2019 (also 3/28-4/21).

🔥 During his on-base streak from 7/22-8/13, hit .420 (37-for-88) with 9 HR, 21 RBI, and a 1.308 OPS.

🔥 Hit 10 HR with 29 RBI over 20 games in August...Prior to Martinez, the last Red Sox with 10+ HR in August was David Ortiz (10, 2006).

🔥 Among Red Sox with 100+ PA in a single August over the last 100 seasons, his .768 SLG is the 3rd-best and 1.242 OPS is the 5th-best.

🔥 Had a season-best 12-game hitting streak from 8/2-13 (.457 AVG, 21-for-46, 12 R, 5 HR, 9 RBI).

MOST HR BY A RED SOX IN A SEASON VS. NYY

Rk.	Player (Year)	HR
1.	Jimmie Foxx (1936)	8
T2.	Jackie Jensen (1955)	7
T2.	J.D. Martinez (2019)	7
T2.	Mike Napoli (2013)	7
T2.	Manny Ramirez (2004, '06)	7

🔥 On 8/9 vs. LAA, went 4-for-5 with 4 runs, 2 2B, 2 HR, and 4 RBI...Was the 8th game in which a Red Sox had 4+ XBH, 4+ RBI, and 4+ runs scored...He and Mookie Betts (7/26 vs. NYY) were the only AL players to accomplish the feat in 2019 (only NL player: Paul DeJong).

🔥 On 8/23 at SD, had a career-high 7 RBI, including a pair of 3-run HR.

🔥 During the Red Sox' 8-game road trip at SD, COL, and LAA from 8/23-9/1, hit .452 (14-for-31) with 6 HR, 18 RBI, and a 1.623 OPS.

🔥 Recorded multiple hits and multiple RBI in 4 straight games from 8/27-31, the longest streak of his career.

🔥 On 9/7 vs. NYY, hit his 35th HR of the season.

🔥 Finished the season on a 7-game hitting streak.

Personal

🔥 Full name is Julio Daniel Martinez.

🔥 Signed by Greg Brown (Astros).

🔥 Graduated from Flanagan High School in Pembroke Pines, FL...Won consecutive state titles in 2005-06... Selected by MIN in the 36th round of the 2006 June Draft (did not sign).

🔥 Attended Nova Southeastern University in FL...As a junior in 2009, hit .428 with 15 HR and 57 RBI while setting the school's single-season record with 73 runs.

In the Community

🔥 Attended Red Sox Winter Weekend in January 2020, signing autographs, posing for pictures with fans, and playing schoolyard games against teammates and fans.

🔥 Visited patients at Walter Reed Medical Center in Washington, DC, in May 2019.

🔥 Has met with Jimmy Fund patients at Fenway Park.

🔥 While with DET, participated in the Tigers Dreams Come True, the Autographed Memorabilia Donation, and the Autographs for a Cause programs.

🔥 Visited children from Nuestros Pequeños Hermanos Orphanage at the Tigers Dominican Academy in 2014.

🔥 Attended Keeping Kids in the Game, the Detroit Tigers Winter Caravan, and TigerFest.

RED SOX TO START THE ALL-STAR GAME AS A CLEANUP HITTER

Player	Year(s)
Jimmie Foxx	1938
Ted Williams	1941, '50-51
Frank Malzone	1963
Carl Yastrzemski	1977
Jim Rice	1979, '83
Manny Ramirez	2004-05
David Ortiz	2016
J.D. Martinez	2018

RED SOX TO REACH BASE IN 50 CONSECUTIVE GAMES AT FENWAY PARK IN A SINGLE SEASON

Player	Year	Games
Ted Williams	1941	69
Joe Foy	1966	54
J.D. Martinez	2018	51

J.D. Martinez's Career Record

YEAR	CLUB	AVG	G	AB	R	H	2B	3B	HR	RBI	SH	SF	HB	BB	SO	SB	CS	OBP	SLG	OPS
2009	Greeneville	.403	19	77	17	31	9	1	5	23	0	0	1	5	14	0	0	.446	.740	1.186
	Tri-City	.326	53	187	25	61	15	2	7	33	0	3	1	15	30	1	0	.380	540	.920
2010	Lexington	.362	88	348	83	126	31	3	15	64	0	1	11	33	55	3	0	.433	.598	1.031
	Corpus Christi	.302	50	189	24	57	9	1	3	25	0	1	2	15	42	2	2	.357	.407	.764
2011	Corpus Christi	.338	88	317	50	107	25	1	13	72	0	7	4	42	55	1	0	.414	.546	.960
	HOUSTON	.274	53	208	29	57	13	0	6	35	0	3	2	13	48	0	1	.319	.423	.742
2012	HOUSTON	.241	113	395	34	95	14	3	11	55	0	2	1	40	96	0	2	.311	.375	.686
	Oklahoma City	.233	23	90	6	21	6	0	0	4	0	1	0	4	17	0	1	.263	.300	.563
2013	HOUSTON	.250	86	296	24	74	17	0	7	36	0	3	0	10	82	2	0	.272	.378	.650
	Corpus Christi	.300	5	20	1	6	2	0	1	5	0	0	0	0	1	0	0	.300	.550	.850
2014	Toledo	.308	17	65	16	20	3	1	10	22	0	0	3	3	17	2	0	.366	.846	1.212
	DETROIT	.315	123	441	57	139	30	3	23	76	0	6	3	30	126	6	3	.358	.553	.911
2015	DETROIT	.282	158	596	93	168	33	2	38	102	0	3	5	53	178	3	2	.344	.535	.879
2016	DETROIT	.307	120	460	69	141	35	2	22	68	0	5	3	49	128	1	2	.373	.535	.908
	Toledo	.278	8	36	3	10	3	0	0	5	0	0	1	1	11	1	0	.316	.361	.677
2017	Lakeland	.375	2	8	2	3	1	0	1	2	0	0	0	0	1	0	0	.375	.865	1.250
	Toledo	.067	4	15	1	1	0	0	1	2	0	1	0	2	6	0	0	.167	.267	.434
	DETROIT	.305	57	200	38	61	13	2	16	39	0	3	0	29	54	2	0	.388	.630	1.018
	ARIZONA	.302	62	232	47	70	13	1	29	65	0	1	0	24	74	2	0	.366	.741	1.107
2018	BOSTON	.330	150	569	111	188	37	2	43	130	0	7	4	69	146	6	1	.402	.629	1.031
2019	BOSTON	.304	146	575	98	175	33	2	36	105	0	5	4	72	138	2	0	.383	.557	.939
	Major League Totals	.294	1068	3972	600	1168	238	17	231	711	0	38	22	389	1070	24	11	.353	.537	.894
	Minor League Totals	.328	357	1352	228	443	104	9	56	257	0	14	25	120	249	10	3	.389	.542	.931
	Red Sox Totals	.317	296	1144	209	363	70	4	79	235	0	12	8	141	284	8	1	.392	.593	.985

- 2006 Selected by the Minnesota Twins in the 36th round of the June Draft (did not sign)
- 2009 Signed by the Houston Astros as a 20th-round selection in the June Draft
- 2013 On disabled list with a right knee sprain, 4/20-5/6
On disabled list with a left wrist sprain, 7/27-9/12
- 2014 Signed by the Detroit Tigers as a minor league free agent, 3/24
- 2016 On disabled list with a non-displaced fracture of the radial neck at the right elbow, 6/17-8/2
- 2017 On disabled list with a sprained right foot, 3/30-5/11
- 2018 Acquired by the Arizona Diamondbacks in exchange for INFs Davel Lugo, Sergio Alcántara, and Jose King, 7/18
Signed by the Boston Red Sox as a free agent, 2/26

Postseason Record

AVG	G	AB	R	H	2B	3B	HR	RBI	SH	SF	HB	BB	SO	SB	CS	OBP	SLG	OPS
.286	21	77	10	22	3	0	6	20	0	2	0	11	21	0	1	.367	.558	.925

Wild Card Record

YEAR	CLUB	AVG	G	AB	R	H	2B	3B	HR	RBI	SH	SF	HB	BB	SO	SB	CS	OBP	SLG	OPS
2017	ARI vs. COL	.000	1	4	1	0	0	0	0	0	0	0	0	1	2	0	0	.200	.000	.200

Division Series Record

YEAR	CLUB	AVG	G	AB	R	H	2B	3B	HR	RBI	SH	SF	HB	BB	SO	SB	CS	OBP	SLG	OPS
2014	DET vs. BAL	.250	3	12	2	3	1	0	2	5	0	0	0	0	4	0	0	.250	.833	1.083
2017	ARI vs. LAD	.364	3	11	1	4	0	0	1	1	0	0	0	0	4	0	0	.364	.636	1.000
2018	BOS vs. NYY	.357	4	14	1	5	0	0	1	6	0	2	0	3	0	0	0	.421	.571	.992
	Division Series Totals	.324	10	37	4	12	1	0	4	12	0	2	0	3	8	0	0	.357	.676	1.033

League Championship Series Record

YEAR	CLUB	AVG	G	AB	R	H	2B	3B	HR	RBI	SH	SF	HB	BB	SO	SB	CS	OBP	SLG	OPS
2018	BOS vs. HOU	.278	5	18	3	5	1	0	1	3	0	0	0	4	4	0	0	.409	.500	.909

World Series Record

YEAR	CLUB	AVG	G	AB	R	H	2B	3B	HR	RBI	SH	SF	HB	BB	SO	SB	CS	OBP	SLG	OPS
2018	BOS vs. LAD	.278	5	18	2	5	1	0	1	5	0	0	0	3	7	0	1	.381	.500	.881

J.D. Martinez

J.D. Martinez, Continued

All-Star Game Record

YEAR	CLUB	AVG	G	AB	R	H	2B	3B	HR	RBI	SH	SF	HB	BB	SO	SB	CS	OBP	SLG	OPS
2015	AL at CIN	.000	1	1	0	0	0	0	0	0	0	0	0	0	0	0	0	.000	.000	.000
2018	AL at WSH	.500	1	2	0	1	0	0	0	0	0	0	0	0	1	0	0	.500	.500	1.000
2019	AL at CLE	.000	1	2	0	0	0	0	0	0	0	0	0	0	1	0	0	.000	.000	.000
All-Star Game Totals		.200	3	5	0	1	0	0	0	0	0	0	0	0	2	0	0	.200	.200	.400

Career Fielding Record

POS	PCT.	G	GS	PO	A	E	TC	DP
OF	.983	807	794	1366	47	24	1437	11

Career Single-Game Highs

HITS: 4, 8x, last 8/9/19 vs. LAA; **DOUBLES:** 3, 6/14/16 at CWS; **HOME RUNS:** 4, 9/4/17 for ARI at LAD; **RBI:** 7, 8/23/19 at SD; **RUNS:** 4, 2x, last 8/9/19 vs. LAA; **WALKS:** 4, 2x, last 8/3/19 at NYY; **STRIKEOUTS:** 5, 2x, last 6/18/19 at MIN (17 innings); **STOLEN BASES:** 1, 24x, last 9/26/19 at TEX; **HITTING STREAK:** 14, 2x, last 8/9-24/16; **EJECTIONS (1):** 8/27/16 vs. LAA (HP, Mike Everitt)

Home Run Notes

MULTI-HOME RUN GAMES (15): 4-HOME RUN GAMES (1): 9/4/17 for ARI at LAD; 3-HOME RUN GAMES (1): 6/21/15 at NYY; 2-HOME RUN GAMES (13): 5/13/17 for DET at LAA; 5/16/17 for DET vs. BAL; 7/26/17 for ARI vs. ATL; 8/27/17 for ARI vs. SF; 9/10/17 for ARI vs. SD; 5/20/18 vs. BAL; 7/24/18 at BAL; 8/11/18 at BAL-G2; 5/12/19 vs. SEA; 5/27/19 vs. CLE; 6/14/19 at BAL; 8/9/19 vs. LAA; 8/23/19 at SD; **LEADOFF HOME RUNS (0); GRAND SLAMS (6):** 6/14/12 at SF off Barry Zito; 6/16/14 vs. KC off Donnie Joseph; 5/16/17 for DET vs. BAL off Brad Brach; 7/27/17 for ARI at STL off Luke Weaver; 9/26/17 for ARI vs. SF off Matt Moore; 4/11/18 vs. NYY off Masahiro Tanaka; **PINCH-HIT HOME RUNS (2):** 5/19/14 at CLE off Cody Allen; 8/3/16 vs. CWS off Chris Sale; **EXTRA-INNING HOME RUNS (1):** 9/16/15 at MIN off Brian Duensing (12th inning); **GAME-ENDING HOME RUNS (0); INSIDE-THE-PARK HOME RUNS (0)**

Major League Firsts

GAME: 7/30/11 at MIL (pinch hitter, 8th inning); **HIT:** 7/30/11 at MIL off Marco Estrada (double, 8th inning); **HOME RUN:** 8/3/11 vs. CIN off Dontrelle Willis (2-run, 1st inning); **GAME-ENDING RBI:** 6/15/14 vs. MIN off Casey Fien (sac fly, 9th inning)



90 BRYAN MATA

RHP



Bats: Right • **Throws:** Right • **Height:** 6-3 • **Weight:** 240

Opening Day Age: 20 • **MLB Service:** None

Born: 5/3/1999 in Maracay, Aragua, VZ

Resides: Maracay, Aragua, VZ

Acquired: Signed as an international free agent on 1/27/2016

Contract Status: Signed through 2020

Non-Roster Invitee

Career Highlights

- Entering his 5th professional season, his 1st in Major League Spring Training camp.
- Enters the 2020 season ranked by *Baseball America* as the Red Sox' No. 4 prospect and top pitching prospect.
- In his career, has held RHH to a .210 AVG/.578 OPS (129-for-614, 6 HR).
- Pitched for the World team in the 2018 SiriusXM All-Star Futures Game at Nationals Park, tossing a scoreless 3rd inning (H, BB, SO).
- Named Red Sox Minor League Starting Pitcher of the Month for June 2017.
- Helped Single-A Greenville win the 2017 South Atlantic League title.

2019 Highlights

- Made 21 starts between High-A Salem and Double-A Portland, going 7-7 with a 3.43 ERA (40 ER/105.0 IP).
- Posted a 1.75 ERA (10 ER/51.1 IP) and held opponents to a .201 AVG in 10 starts with Salem, before finishing the final 2 months of the season with Portland.
- Following the regular season, appeared in 8 games for Peoria in the Arizona Fall League and held opponents to a .156 AVG (5-for-32).

2019 Season Timeline

- Opened the season with Salem and allowed 1 ER in his first 3 starts (16.2 IP, 0.54 ERA).
- Allowed 0 HR in April (25.2 IP).
- Placed on the injured list on 5/5 with a right shoulder strain.
- Reinstated from the IL on 6/7 and allowed 0 runs in his next 2 starts: 6/7 at Carolina (5.0 IP, 2 H) and 6/14 vs. Frederick (6.0 IP, 3 H).
- Transferred to Portland on 6/30 and spent the rest of the season with the Sea Dogs.
- Allowed 1 run over 6.0 IP in his Double-A debut on 7/2 vs. Trenton.
- In his final 2 starts of the season, allowed 2 runs in 6.0 IP on 8/26 at Binghamton, then gave up 1 hit in 7.0 scoreless innings on 8/31 vs. New Hampshire (9 SO).

Personal

- Full name is Bryan Eduardo Mata.
- Signed by Eddie Romero and Alex Requena.

In the Community

- As part of the Red Sox Rookie Development Program, visited patients at Boston Children's Hospital on 1/15/20.

Bryan Mata's Career Record

YEAR	CLUB	W-L	ERA	G-GS	CG-SHO	SV	IP	H	R	ER	HR	HB	BB	SO	SO/9	WHIP	AVG
2016	DSL Red Sox2	4-4	2.80	14-14	0-0	0	61.0	54	23	19	2	2	19	61	9.00	1.20	.242
2017	Greenville	5-6	3.74	17-17	1-1	0	77.0	75	34	32	3	7	26	74	8.65	1.31	.259
2018	Salem	6-3	3.50	17-17	0-0	0	72.0	58	33	28	1	12	58	61	7.63	1.61	.229
2019	Salem	3-1	1.75	10-10	0-0	0	51.1	38	18	10	1	7	18	52	9.12	1.09	.201
	Portland	4-6	5.03	11-11	0-0	0	53.2	54	32	30	6	4	24	59	9.89	1.45	.271
Minor League Totals		22-20	3.40	69-69	1-1	0	315.0	279	140	119	13	32	145	307	8.77	1.35	.242

2016 Signed by the Boston Red Sox as an international free agent, 1/27

Bryan Mata

22 CHRIS MAZZA

RHP



Bats: Right • **Throws:** Right • **Height:** 6-4 • **Weight:** 190
Opening Day Age: 30 • **MLB Service:** 54 days
Born: 10/17/1989 in Clayton, CA
Resides: Nashville, TN
Acquired: Claimed off waivers from the New York Mets on 12/20/2019
Contract Status: Signed through 2020

The Rundown

- 🔥 Enters his 9th professional season, his 1st in the Red Sox organization.
- 🔥 Made his ML debut in 2019 with the Mets (9 games).
- 🔥 Selected by the Twins in the 27th round of the 2011 June Draft from Menlo College (CA), where he saw time as a closer and shortstop.
- 🔥 Has made 157 career minor league appearances (64 starts) in the Twins (2012-15), Marlins (2015-18), Mariners (2018), and Mets (2019) organizations.
- 🔥 Prior to the 2016 season, each of his 68 professional appearances came in relief...Since then, 64 of his 98 outings have been starts.
- 🔥 Is related to Dom and Joe DiMaggio (see table on right).

Additional Career Highlights

- 🔥 Was a non-roster invitee to ML Spring Training with the Marlins in 2018.
- 🔥 Played in the independent leagues in 2018, for San Rafael of the Pacific Association and Southern Maryland of the Atlantic League.
- 🔥 Named a mid-season International League All-Star in 2019, pitching for the Syracuse Mets.
- 🔥 Has earned Pitcher of the Week honors 3 times: 8/27-9/3/18 with Double-A Arkansas (SEA), and 5/20-26/19 and 6/10-16/19 with Triple-A Syracuse (NYM).
- 🔥 Began 2015 on the DL recovering from offseason surgery to repair a broken scaphoid bone in his right wrist.

2019 Highlights

- 🔥 Made his ML debut with the Mets...In 9 relief outings across 5 stints with the club, posted a 5.51 ERA (10 ER/16.1 IP) with 11 SO, 5 BB, and 0 HR allowed.
- 🔥 6 of his ML outings were longer than 1.0 IP.
- 🔥 Spent the majority of 2019 with Triple-A Syracuse after beginning the campaign with Double-A Binghamton.
- 🔥 On the 7-day IL from 4/27 (retro to 4/25) through 5/6 with a back strain.
- 🔥 Through June, had a 3.59 ERA (29 ER/72.2 IP) in 12 starts between the Double- and Triple-A levels.

BASEBALL IN THE BLOOD

Chris is a third cousin of Red Sox Hall of Famer Dom DiMaggio and National Baseball Hall of Famer Joe DiMaggio. Chris's younger cousin, Dom, was selected by the Giants in the 22nd round of the 2015 June Draft.

- 🔥 On 6/16 with Syracuse, held Gwinnett scoreless over a season-high 8.0 innings (8 SO, 2 H, BB).
- 🔥 Selected to the ML roster on 6/26.
- 🔥 Made his ML debut on 6/29 vs. ATL...Allowed 1 run over 4.0 relief innings (5 H, HBP, 2 SO).
- 🔥 5 of his final 6 appearances of the season came in the majors.
- 🔥 Did not allow a hit or run in his final 3 ML outings of the season, tossing 4.2 scoreless innings in September.
- 🔥 Following the season, played for Toros of the Dominican Winter League...Was 1-1 with a 4.50 ERA (6 ER/12.0 IP) over 6 appearances (2 starts).

Personal

- 🔥 Full name is Christopher James Mazza.
- 🔥 Signed by Elliott Strankman (Twins).
- 🔥 Was the first player from Menlo Junior College (CA) to ever be drafted...Left Menlo as the program record holder in triples and saves, also tying for the most HR in school history.
- 🔥 In 2011, helped Menlo win their 1st ever Conference title with a team-leading .337 AVG, 5 HR, and 41 RBI while posting a 2.37 ERA with 9 saves.
- 🔥 Attended high school at Clayton Valley Charter (CA).

In the Community

- 🔥 Attended Red Sox Winter Weekend in January 2020, posing for pictures with fans and taking part in a game show event.

Chris Mazza's Career Record

YEAR	CLUB	W-L	ERA	G-GS	CG-SHO	SV	IP	H	R	ER	HR	HB	BB	SO	SO/9	WHIP	AVG
2012	GCL Twins	2-1	0.60	9-0	0-0	1	15.0	12	4	1	0	0	1	13	7.80	0.87	.214
	Elizabethton	3-1	3.45	9-0	0-0	0	15.2	15	8	6	1	1	1	15	8.62	1.02	.242
2013	Cedar Rapids	0-0	6.23	7-0	0-0	2	8.2	12	6	6	0	0	3	10	10.38	1.73	.333
2014	Cedar Rapids	4-4	2.79	25-0	0-0	0	48.1	47	16	15	1	1	11	62	11.54	1.20	.254
2015	Cedar Rapids	0-0	9.00	2-0	0-0	0	3.0	5	3	3	0	0	2	2	6.00	2.33	.385
	GCL Twins	0-0	3.00	5-0	0-0	0	6.0	5	2	2	0	0	1	5	7.50	1.00	.217
	Jupiter	0-1	3.60	11-0	0-0	3	15.0	12	8	6	1	0	4	11	6.60	1.07	.226
2016	GCL Marlins	1-1	0.00	4-3	0-0	0	5.0	2	1	0	0	0	0	3	5.40	0.40	.125
	Jacksonville	6-5	4.16	19-14	0-0	0	80.0	78	41	37	8	3	28	51	5.74	1.33	.258
2017	Jupiter	1-0	1.20	7-0	0-0	0	15.0	12	3	2	1	6	2	8	4.80	0.93	.218
	Jacksonville	4-7	3.01	28-26	0-0	0	146.2	138	56	49	7	13	41	93	5.71	1.22	.251
2018	New Orleans	1-1	3.94	7-0	0-0	0	16.0	18	7	7	4	0	8	14	7.88	1.63	.277
	Jacksonville	0-0	4.26	2-0	0-0	0	6.1	8	3	3	2	1	2	2	2.84	1.58	.320
	Arkansas	1-0	1.33	4-4	0-0	0	27.0	15	6	4	1	1	4	23	7.67	0.70	.158
2019	Binghamton	0-2	3.42	4-4	0-0	0	23.2	26	10	9	0	3	8	21	7.99	1.44	.280
	Syracuse	3-3	3.67	14-13	0-0	0	76.0	65	33	31	6	3	18	62	7.34	1.09	.236
	NEW YORK-NL	1-1	5.51	9-0	0-0	0	16.1	21	10	10	0	4	5	11	6.06	1.59	.328
Major League Totals		1-1	5.51	9-0	0-0	0	16.1	21	10	10	0	4	5	11	6.06	1.59	.328
Minor League Totals		26-26	3.21	157-64	0-0	6	507.1	470	207	181	32	32	134	395	7.01	1.19	.247
Independent Lg. Totals		6-2	0.52	26-2	0-0	5	52.1	40	9	3	2	4	7	51	8.77	0.84	-

2011 Signed by the Minnesota Twins as a 27th-round selection in the June Draft

2015 Signed by the Miami Marlins as a minor league free agent, 8/4

2018 Signed by the Seattle Mariners as a minor league free agent, 8/17

Acquired by the New York Mets in the Triple-A phase of the Rule 5 Draft, 12/13

2019 Claimed off waivers by the Boston Red Sox, 12/20

Career Single-Game Highs

INNINGS: 4.0, 6/29/19 vs. ATL; **STRIKEOUTS:** 3, 9/24/19 vs. MIA; **HITS:** 5, 2x, last 7/18/19 at SF; **RUNS:** 4, 8/30/19 at PHI; **WALKS:** 2, 9/24/19 vs. MIA; **HOME RUNS:** None; **WINNING STREAK:** 1, 9/29/19 vs. ATL; **EJECTIONS:** None; **SCORELESS INNINGS STREAK:** 4.2, 9/12-29/19

Major League Firsts

APPEARANCE: 6/29/19 vs. ATL (4.0 IP, entered to start 3rd inning); **STRIKEOUT:** 6/29/19 vs. ATL (Freddie Freeman, looking); **WIN:** 9/29/19 vs. ATL (0.2 IP); **SAVE:** None

85 DANIEL McGRATH

LHP



Bats: Right • **Throws:** Left • **Height:** 6-3 • **Weight:** 228

Opening Day Age: 25 • **MLB Service:** None

Born: 7/7/1994 in Melbourne, Australia

Resides: Templestowe, Australia

Acquired: Signed as an international free agent on 1/7/2013

Contract Status: Signed through 2020

Non-Roster Invitee

Career Highlights

- Enters his 11th season in professional baseball, his 8th in the Red Sox organization.
- Is 30-30 with a 3.73 ERA in 107 minor league starts (219 ER/528.0 IP), compared to 5-5 with a 3.11 ERA in 59 relief appearances (39 ER/113.0 IP).
- Has held opposing LHH to a .203 AVG (148-for-729) and .331 SLG during his time with the BOS organization.
- Pitched 1.2 innings of relief as part of a no-hitter thrown by Double-A Portland on 4/25/19 at Binghamton.
- Has been named Pitcher of the Week in the Eastern League (7/22-28/19 and 8/5-11/19), Carolina League (8/15-21/16), and New York-Penn League (8/5-11/13).

Australian Baseball Highlights

- Made his pro debut at 16 years old with the Melbourne Aces of the Australian Baseball League during the 2010-11 season...Pitched for Melbourne for 3 seasons before signing with the Red Sox at 18 years old.
- Also returned to pitch for Melbourne in the winter after the 2016, '17, and '18 regular seasons.
- Named to the final roster for Team Australia in the 2017 World Baseball Classic.
- In January/February 2012, helped Australia win the 18U Oceania Championship in Guam...Earned the win in the Gold Medal game on 2/2/12 vs. New Zealand.

2019 Highlights

- Spent most of 2019 with Double-A Portland, also making his Triple-A debut with Pawtucket (2 G, 1 GS).
- Posted the lowest ERA (1.98) among qualifying Red Sox minor leaguers.
- Led qualifying Double-A pitchers in ERA (1.68) and opponent AVG (.184)...Also ranked 4th in WHIP (1.04).
- In 15 starts for Portland, was 7-1 with a 1.24 ERA (12 ER/87.0 IP).
- For Portland, held left-handed hitters to a .180 AVG and right-handers to a .187 AVG.
- Was part of the 4th no-hitter in Portland history, throwing 1.2 innings of relief on 4/25 at Binghamton.
- Did not allow an ER in 41.2 consecutive IP between Portland and Pawtucket, spanning from 6/16-7/31.
- Named Eastern League Pitcher of the Month for July and was a 2-time EL Pitcher of the Week (7/22-28 and 8/5-11).

Beginning with a scoreless 6th inning on 6/16/19 at Indianapolis, Daniel threw 41.2 consecutive innings without allowing an earned run (1 UER) between Double-A Portland and Triple-A Pawtucket, snapping the streak on 7/31/19 at Richmond (3rd inning).

McGRATH ALLOWS 0 ER IN 8 CONSECUTIVE GAMES WITH DOUBLE-A PORTLAND

Game	Stats
6/9/19 vs. Bowie	5.0 IP, 2 H, 0 R
6/21/19 vs. Reading	3.2 IP, 0 H, 0 R
6/26/19 vs. New Hampshire	4.0 IP, 1 H, 0 R
7/2/19 vs. Trenton	5.0 IP, 2 H, 0 R
7/6/19 at New Hampshire	5.0 IP, 1 H, 1 R, 0 ER
7/15/19 at New Hampshire	7.0 IP, 4 H, 0 R
7/20/19 at Harrisburg	6.0 IP, 3 H, 0 R
7/25/19 vs. Harrisburg	8.0 IP, 2 H, 0 R
Totals:	43.2 IP, 1 R/0 ER, .110 opponent AVG

2019 Season Timeline

- Appeared primarily in relief to begin the season before starting each of his final 13 outings.
- Did not allow an ER in 47.2 consecutive innings with Portland, spanning from 5/28-7/31 (allowed 3 ER with Pawtucket during that stretch).
- Made his Triple-A debut on 6/16, tossing 3.1 relief innings at Indianapolis (7 H, 3 R, BB, SO).
- Named Eastern League Pitcher of the Month for July...Was 2-0 with a 0.24 ERA (1 ER/37.0 IP), 35 SO, and just 18 hits allowed over 6 starts during the month.
- On 7/25 at Harrisburg, logged a season-high 8.0 IP, holding the Senators scoreless (2 H, BB, 6 SO).
- Named Eastern League Pitcher of the Week for 7/22-28 and 8/5-11.
- Tossed at least 6.0 innings in each of his final 10 starts (beginning 7/15), including his season finale on 9/1 with Pawtucket at Lehigh Valley (7.0 IP, 3 R).

Daniel McGrath's Career Record

YEAR	CLUB	W-L	ERA	G-GS	CG-SHO	SV	IP	H	R	ER	HR	HB	BB	SO	SO/9	WHIP	AVG
2013	GCL Red Sox	0-1	1.35	4-4	0-0	0	20.0	8	3	3	2	0	6	30	13.50	0.70	.129
	Lowell	3-3	4.86	8-7	0-0	0	33.1	29	21	18	2	1	13	35	9.45	1.26	.242
2014	Greenville	6-6	4.07	19-19	1-0	0	97.1	80	51	44	9	2	52	81	7.49	1.36	.223
	Salem	4-6	3.84	17-17	0-0	0	84.1	72	43	36	6	2	37	71	7.58	1.29	.227
2015	GCL Red Sox	0-0	0.00	3-3	0-0	0	6.0	6	0	0	0	0	7	10.50	1.00	.286	
	Salem	8-6	4.11	19-19	2-0	0	103.0	80	54	47	12	5	43	62	5.42	1.19	.218
2017	Salem	4-9	4.98	34-11	0-0	4	85.0	100	60	47	5	3	51	87	9.21	1.78	.295
2018	Portland	3-3	3.63	33-11	0-0	1	89.1	88	40	36	4	4	37	79	7.96	1.40	.262
2019	Portland	7-1	1.68	27-15	0-0	1	112.1	72	25	21	5	1	45	113	9.05	1.04	.184
	Pawtucket	0-0	5.23	2-1	0-0	0	10.1	13	6	6	1	0	4	3	2.61	1.65	.351
Minor League Totals		35-35	3.62	166-107	3-0	6	641.0	548	303	258	46	18	288	568	7.98	1.30	.233

2013 Signed by the Boston Red Sox as an international free agent, 1/7

RED SOX ALL-FENWAY PARK TEAM

As part of the 100th Anniversary Celebration of Fenway Park in 2012, the Red Sox presented an All-Fenway Park Team comprising the greatest 40 Red Sox players, and 3 managers, in Fenway Park history to appear in their positions of play. The All-Fenway Park Team was voted on by fans, historians, front office staff, and the club's historical and archival consultants. Below are the three teams that make up the 40-man roster along with the 3 managers of each team.

**Starting Lineup
(Voted By Fans)**

Carlton Fisk – C
 Jimmie Foxx – 1B
 Dustin Pedroia – 2B
 Wade Boggs – 3B
 Nomar Garciaparra – SS
 Ted Williams – LF
 Fred Lynn – CF
 Dwight Evans – RF
 Pedro Martinez – RHP
 Lefty Grove – LHP
 Jonathan Papelbon – Closer
 David Ortiz – DH
 Terry Francona – Manager
 Bernie Carbo – PH
 Dave Roberts – PR

First Reserves

Jason Varitek – C
 Mo Vaughn – 1B
 Bobby Doerr – 2B
 Mike Lowell – 3B
 Johnny Pesky – SS
 Carl Yastrzemski – LF
 Dom DiMaggio – CF
 Trot Nixon – RF
 Roger Clemens – P
 Luis Tiant – P
 Tim Wakefield – P
 Dennis Eckersley – P
 Dick Radatz – P
 Joe Cronin – Manager

Second Reserves

Rich Gedman – C
 George Scott – 1B
 Jerry Remy – 2B
 Frank Malzone – 3B
 Rico Petrocelli – SS
 Jim Rice – LF
 Reggie Smith – CF
 Tony Conigliaro – RF
 Babe Ruth – P
 Smoky Joe Wood – P
 Curt Schilling – P
 Bill Lee – P
 Jim Lonborg – P
 Dick Williams – Manager

46 COLLIN MCHUGH

RHP



Bats: Right • **Throws:** Right • **Height:** 6-2 • **Weight:** 191
Opening Day Age: 32 • **MLB Service:** 6 years, 85 days
Born: 6/19/1987 in Naperville, IL
Resides: Atlanta, GA
Acquired: Signed as a free agent on 3/5/2020
Contract Status: Signed through 2020

The Rundown

- 👉 Enters his 13th professional season, his 1st in the Red Sox organization.
- 👉 Selected by NYM in the 18th round of the 2008 June Draft...Has made 210 appearances (119 starts) for the Mets (2012-13), Rockies (2013), and Astros (2014-19).
- 👉 From 2014-19 with the Astros, was 58-35 with a 3.63 ERA (304 ER/753.1 IP) in 195 games (110 starts).
- 👉 Appeared primarily as a starter from 2012-17...Each of his 102 outings from 2014-17 came in that role, when he went 48-28 with a 3.70 ERA (249 ER/606.1 IP).
- 👉 85 of his 93 appearances from 2018-19 came in relief, including all 58 in 2018...In those 85 games, he posted a 2.21 ERA, averaged 11.38 SO/9.0 IP, and held opponents to a .187 AVG (106.0 IP, 71 H, 26 ER, 134 SO).
- 👉 With HOU (2014-19), went 17-0 in 32 regular season appearances in September/October.
- 👉 Pitched for the MLB All-Star Team in the 2018 Japan All-Star Series.
- 👉 Has hosted "The Twelve Six Podcast" since December 2018, welcoming guests around baseball.
- 👉 He and his wife, Ashley, reside in Atlanta with their son, Elder.

Additional Career Highlights

- 👉 Finished 4th in 2014 AL Rookie of the Year voting and 8th in 2015 AL Cy Young Award voting.
- 👉 Won the 2016 Darryl Kile Award, given annually to the Cardinals and Astros player who best exemplifies Darryl's traits of a good teammate, a great friend, a fine father, and a humble man...The winner is determined by each local chapter of the BBWAA.
- 👉 Won 10+ games in each season from 2014-16, including 19 in 2015.
- 👉 Averaged fewer than 3.00 BB/9.0 IP in each season from 2013-18 (2.51, 189 BB/678.2 IP)...Did not allow a walk to 133 consecutive batters from 8/23-9/21/14.
- 👉 Holds the Astros record for consecutive starts won by the club (11), set from 8/28/14-5/7/15...Recorded an 11-game win streak from 2014-15, 1 shy of the HOU record.
- 👉 Is 14-0 in September since the start of 2014, MLB's longest active win streak during the month (source: Elias)...The only pitcher in MLB history with a longer win streak in September is Randy Johnson (19, 1993-99).
- 👉 In 2018, ranked among AL relievers in ERA (4th, 1.99), WHIP (4th, 0.91), opponent OBP (4th, .252), and opponent AVG (7th, .176)...Set a career high in swing-and-miss percentage (31.3).

HIGHEST SOFT CONTACT % IN THE A.L., 2014-19 (MIN. 700.0 IP)

Rk.	Pitcher	Pct.
1.	Dallas Keuchel	23.3
2.	CC Sabathia	21.5
3.	Marco Estrada	21.1
4.	Marcus Stroman	19.8
5.	Collin McHugh	19.8

*Source: FanGraphs

- 👉 In 2016, led the Astros in starts (33), innings (184.2), and strikeouts (177).
- 👉 In 2015, went 19-7 and reached 200.0 IP for the only time in his career (203.2).
- 👉 In 2014, was named Astros Rookie of the Year by the Houston Chapter of the BBWAA...Also selected to the *Baseball America* All-Rookie team and was tabbed AL Rookie of the Month for September.
- 👉 Entered 2013 ranked by *Baseball America* as the No. 24 prospect in the Mets system.
- 👉 Made his ML debut on 8/23/12 vs. COL, tossing 7.0 scoreless innings with 9 SO, 2 H, and 1 BB...Became the 3rd pitcher in Mets history to throw 7.0 scoreless innings in his ML debut (also Masato Yoshii and Dick Rusteck).
- 👉 Has also pitched for Leones del Caracas in the Venezuelan Winter League (2013-14 offseason) and for Peoria in the Arizona Fall League (2011).

Postseason Highlights

- 👉 Is 2-1 with a 3.60 ERA, .159 opponent AVG, and 0.85 WHIP in 8 career postseason appearances (2 starts)...Each of his 2 starts came during the 2015 ALDS at KC.
- 👉 In the 2018 postseason, each of his 4 appearances was scoreless (4.0 IP, 1 H, 0 BB, 5 SO)...Pitched in Games 1, 3, and 4 of the 2018 ALCS vs. BOS (2.0 IP).
- 👉 Was not on the Astros 2017 ALDS roster vs. the Red Sox but pitched in both the ALCS vs. NYY and the World Series vs. LAD.
- 👉 Threw 4.0 hitless innings in Game 3 of the 2017 ALCS at NYY...Became the 4th pitcher ever to not allow a run or hit in 4.0+ relief innings in a postseason game (also Pedro Martinez, Renie Martin, and Ron Taylor).
- 👉 Made his postseason debut in Game 1 of the 2015 ALDS at KC (6.0 IP, 2 R)...Joined Dallas Keuchel (2015), Brandon Backe (2004), and Mike Scott (1986) as the only HOU pitchers to earn the win while throwing 6.0+ IP and allowing 2 runs or fewer in their 1st career postseason outing.

**LOWEST HR/9.0 IP RATE IN THE A.L.,
2014-19 (MIN. 750.0 IP)**

Rk.	Pitcher	HR/9.0 IP
1.	Dallas Keuchel	0.77
2.	Marcus Stroman	0.80
3.	Corey Kluber	0.86
4.	Sonny Gray	0.89
5.	Chris Sale	0.97
6.	Collin McHugh	0.98
7.	Chris Archer	0.98
8.	Trevor Bauer	1.01
9.	Martin Pérez	1.01

**LOWEST ERA AS A RELIEVER,
2018-19 (MIN. 100.0 IP)**

Rk.	Pitcher	ERA
1.	Kirby Yates	1.67
2.	Adam Ottavino	2.19
3.	Collin McHugh	2.21
4.	Felipe Vazquez	2.22
5.	Aroldis Chapman	2.33
6.	Scott Oberg	2.35
7.	Zack Britton	2.38
8.	Brandon Workman	2.39

2019 Highlights

- 🔥 Missed approximately 2 months of the season due to a pair of stints on the injured list, making 8 starts and 27 relief appearances.
- 🔥 Began the season in the rotation...In his first 4 starts, went 3-1 with a 1.96 ERA (5 ER/23.0 IP) and a .154 opponent AVG...In his next 4 starts, went 0-3 with a 12.00 ERA (24 ER/18.0 IP).
- 🔥 Moved to the bullpen after his start on 5/7 vs. KC and pitched in relief for the remainder of the season, posting a 2.67 ERA with a .208 opponent AVG, 10.69 SO/9.0 IP, and 0.80 HR/9.0 IP (33.2 IP, 26 H, 10 ER, 40 SO, 3 HR).
- 🔥 Made 2 relief appearances before being placed on the 10-day IL on 5/21 with right elbow discomfort.
- 🔥 Made 4 rehab appearances with Triple-A Round Rock (1 G) and Double-A Corpus Christi (3 G) prior to being reinstated from the IL on 6/24.
- 🔥 Allowed 0 runs in his first 6 outings (5.1 IP, 2 H) after returning from the IL, from 6/25-7/6.
- 🔥 In 11 August appearances, allowed only 1 run in 14.2 IP (0.61 ERA) while holding opponents to a .160 AVG... Gave up 0 hits in 5 straight outings from 8/2-13 (6.0 IP).
- 🔥 Placed on the 10-day IL on 8/31 (right elbow soreness) and missed the remainder of the season.

Personal

- 🔥 Full name is Collin Alexander McHugh.
- 🔥 Signed by Marlin McPhail (Mets).
- 🔥 Attended Berry College in Mount Berry, GA from 2006-08...Became the 1st player in school history to reach the majors when he debuted in 2012.
- 🔥 Graduated from Providence Christian Academy (GA) in 2005.
- 🔥 Can play guitar, saxophone, bass clarinet, drums, and the ukulele.

ROOKIE SENSATION

In 2014, McHugh finished 4th in AL Rookie of the Year voting after going 11-9 with a 2.73 ERA (47 ER/154.2 IP) in 25 starts.

- 🔥 Among rookies in 2014 (min. 100.0 IP), ranked 2nd in ERA (2.73) behind Jacob deGrom (2.69) and ahead of Masahiro Tanaka (2.77).
- 🔥 Recorded the 2nd-lowest ERA by a rookie in Astros history (min. 150.0 IP), trailing only Ken Forsch (2.53 in 1971).
- 🔥 Posted the lowest ERA (2.73) and opponent average (.208) by an AL rookie (min. 150.0 IP) since TOR's Mark Eichhorn in 1986 (1.72 ERA, .192 opponent AVG).
- 🔥 In his Astros debut on 4/22/14 at SEA, struck out 12 batters and allowed 0 runs in 6.2 IP.. Became the 3rd Astro with 12+ SO in his club debut, joining Randy Johnson (1998) and J.R. Richard (1971).
- 🔥 Also became the 6th pitcher in Astros history to record 12+ SO with 0 BB and 0 R in a start (first since Randy Johnson in 1998).
- 🔥 Struck out 7 in 8.2 IP in his 2nd Astros start on 4/27/14 vs. OAK...Was the 3rd pitcher in Astros history to win his first 2 games while recording 19+ SO (source: Elias), joining Randy Johnson (1998, 20 SO) and J.R. Richard (1971, 20 SO).

Collin McHugh, Continued

Collin McHugh's Career Record

YEAR	CLUB	W-L	ERA	G-GS	CG-SHO	SV	IP	H	R	ER	HR	HB	BB	SO	SO/9	WHIP	AVG
2008	Kingsport	0-0	4.17	12-8	0-0	1	41.0	47	25	19	5	1	16	41	9.00	1.54	.285
2009	Brooklyn	8-2	2.76	14-14	1-1	0	75.0	61	25	23	1	5	21	79	9.48	1.09	.219
2010	Savannah	7-8	3.33	28-20	0-0	1	132.1	139	65	49	7	12	38	129	8.77	1.34	.268
2011	St. Lucie	1-2	6.31	9-6	0-0	1	35.2	47	27	25	3	1	14	39	9.84	1.71	.318
	Binghamton	8-2	2.89	18-16	1-0	2	93.1	78	32	30	2	8	32	100	9.64	1.18	.223
2012	Binghamton	5-5	2.41	12-12	0-0	0	74.2	63	21	20	4	5	17	65	7.83	1.07	.228
	Buffalo	2-4	3.42	13-13	0-0	0	73.2	60	32	28	8	2	29	70	8.55	1.21	.216
	NEW YORK-NL	0-4	7.59	8-4	0-0	0	21.1	27	21	18	5	2	8	17	7.17	1.64	.314
2013	Las Vegas	3-2	2.87	9-9	0-0	0	53.1	57	21	17	3	4	13	41	6.92	1.31	.277
	NEW YORK-NL	0-1	10.29	3-1	0-0	0	7.0	12	8	8	2	0	3	3	3.86	2.14	.400
	Tulsa	1-1	1.38	2-2	0-0	0	13.0	9	2	2	1	0	0	12	8.31	0.69	.205
	Colorado Springs	2-2	4.63	9-9	0-0	0	46.2	52	25	24	2	3	14	47	9.06	1.41	.277
	COLORADO	0-3	9.95	4-4	0-0	0	19.0	33	21	21	4	0	2	8	3.79	1.84	.384
2014	Oklahoma City	0-0	3.79	5-3	0-0	0	19.0	15	8	8	0	0	6	13	6.16	1.11	.217
	HOUSTON	11-9	2.73	25-25	0-0	0	154.2	117	53	47	13	6	41	157	9.14	1.02	.208
2015	HOUSTON	19-7	3.89	32-32	0-0	0	203.2	207	89	88	19	9	53	171	7.56	1.28	.263
2016	HOUSTON	13-10	4.34	33-33	1-0	0	184.2	206	92	89	25	5	54	177	8.63	1.41	.282
2017	Fresno	0-0	27.00	1-1	0-0	0	1.0	3	3	3	0	0	1	1	9.00	4.00	.500
	Corpus Christi	0-0	3.60	4-4	0-0	0	15.0	18	10	6	1	1	4	11	6.60	1.47	.290
	HOUSTON	5-2	3.55	12-12	0-0	0	63.1	62	27	25	7	5	20	62	8.81	1.29	.253
2018	HOUSTON	6-2	1.99	58-0	0-0	0	72.1	45	18	16	6	5	21	94	11.70	0.91	.176
2019	HOUSTON	4-5	4.70	35-8	0-0	0	74.2	62	41	39	12	3	30	82	9.88	1.23	.221
	Corpus Christi	0-0	3.00	3-0	0-0	0	3.0	2	1	1	0	0	1	4	12.00	1.00	.182
	Round Rock	0-0	27.00	1-0	0-0	0	0.2	1	2	2	1	0	1	1	13.50	3.00	.333
	Major League Totals	58-43	3.95	210-119	1-0	0	800.2	771	370	351	93	35	232	771	8.67	1.25	.252
	Minor League Totals	37-28	3.41	140-117	2-1	5	677.1	652	299	257	38	42	207	653	8.68	1.27	.250

2008 Signed by the New York Mets as an 18th-round selection in the June Draft

2013 Acquired by the Colorado Rockies in exchange for OF Eric Young Jr., 6/18

Claimed off waivers by the Houston Astros, 12/18

2014 On disabled list with a right middle fingernail avulsion, 7/7-26

2017 On disabled list with right shoulder tendinitis, 3/30-7/21

2019 On injured list with right elbow discomfort, 5/18-6/23

On injured list with right elbow soreness, 8/31 through end of season

2020 Signed by the Boston Red Sox as a free agent, 3/5

Postseason Record

W-L	ERA	G-GS	CG-SHO	SV	IP	H	R	ER	HR	HB	BB	SO	SO/9	WHIP	AVG
2-1	3.60	8-2	0-0	0	20.0	11	8	8	3	2	6	14	6.30	0.85	.159

Division Series Record

YEAR	CLUB	W-L	ERA	G-GS	CG-SHO	SV	IP	H	R	ER	HR	HB	BB	SO	SO/9	WHIP	AVG
2015	HOU vs. KC	1-1	4.50	2-2	0-0	0	10.0	9	5	5	2	1	2	2	1.80	1.10	.243
2018	HOU vs. CLE	1-0	0.00	1-0	0-0	0	2.0	0	0	0	0	0	0	4	18.00	0.00	.000
Division Series Totals		2-1	3.75	3-2	0-0	0	12.0	9	5	5	2	1	2	6	4.50	0.92	.209

League Championship Series Record

YEAR	CLUB	W-L	ERA	G-GS	CG-SHO	SV	IP	H	R	ER	HR	HB	BB	SO	SO/9	WHIP	AVG
2017	HOU vs. NYY	0-0	0.00	1-0	0-0	0	4.0	0	0	0	0	0	1	3	6.75	0.25	.000
2018	HOU vs. BOS	0-0	0.00	3-0	0-0	0	2.0	1	0	0	0	1	0	1	4.50	0.50	.143
LCS Totals		0-0	0.00	4-0	0-0	0	6.0	1	0	0	0	1	1	4	6.00	0.33	.053

World Series Record

YEAR	CLUB	W-L	ERA	G-GS	CG-SHO	SV	IP	H	R	ER	HR	HB	BB	SO	SO/9	WHIP	AVG
2017	HOU vs. LAD	0-0	13.50	1-0	0-0	0	2.0	1	3	3	1	0	3	4	18.00	2.00	.143

Career Batting Totals

	AVG	G	AB	R	H	2B	3B	HR	RBI	SH	SF	HB	BB	SO	SB	CS	E
Major League Totals	.071	210	28	1	2	0	0	0	0	3	0	0	0	12	0	0	6

Career Single-Game Highs

INNINGS: 9.0, 5/30/16 at ARI; **STRIKEOUTS:** 12, 4/22/14 at SEA; **HITS:** 11, 2x, last 7/17/15 vs. TEX; **RUNS:** 10, 4/21/19 at TEX; **WALKS:** 5, 2x, last 6/18/15 at COL; **HOME RUNS:** 4, 2x, last 8/19/16 at BAL; **WINNING STREAK:** 11, 8/12/14-5/2/15; **EJECTIONS:** None; **SCORELESS INNINGS STREAK:** 19.1, 4/6-5/27/18

Major League Firsts

APPEARANCE: 8/23/12 vs. COL (start, 7.0 IP); **STRIKEOUT:** 8/23/12 vs. COL (Jordan Pacheco, looking); **WIN:** 4/22/14 at SEA (6.2 IP); **SAVE:** N/A

18 MITCH MORELAND

1B



Bats: Left • **Throws:** Left • **Height:** 6-3 • **Weight:** 245
Opening Day Age: 34 • **MLB Service:** 9 years, 67 days
Born: 9/6/1985 in Amory, MS
Resides: Pelham, AL
Acquired: Signed as a free agent on 1/28/2020
Contract Status: Signed through 2020 (club option for 2021)

The Rundown

- 🔴 Entering his 14th professional season, his 4th in the Red Sox organization.
- 🔴 With the Red Sox, signed a 1-year contract on 12/8/16, a 2-year contract on 12/18/17, and a 1-year contract with a club option for 2021 on 1/28/20.
- 🔴 Selected by TEX in the 17th round of the 2007 June Draft and spent his first 10 pro seasons with the Rangers.
- 🔴 Has played in the postseason in 7 of the last 10 years, winning the AL pennant with TEX in 2010 and 2011 and winning the World Series with BOS in 2018...Has slugged .581 (8-for-31, 2B, 3 HR) in 12 World Series games.
- 🔴 Earned his 1st career All-Star Game selection in 2018.
- 🔴 Won the 2016 AL Rawlings Gold Glove Award at 1B and was a finalist in 2017 and 2018.
- 🔴 Has made 2 ML pitching appearances, both scoreless: 5/6/14 for TEX at COL, and 8/25/17 for BOS vs. BAL... Was a standout pitcher at Amory (MS) High School and a 2-way player at Mississippi State University.
- 🔴 Earned the BoSox Club's 2019 Man of the Year Award for contributions to the success of the Red Sox and for cooperation in community endeavors.
- 🔴 He and his wife, the former Susannah Higgins, were married on 11/13/11...They have 2 sons, Crue Howell (born 7/25/12) and Ledger Bryce (born 1/29/18), and a daughter, Swayze Ann (born 10/17/14).

WORLD SERIES HERO

In Game 4 of the 2018 World Series at Dodger Stadium, the Red Sox had 1 hit and trailed, 4-0, when Moreland stepped to the plate with 2 outs in the 7th inning. On his 1st pitch against Ryan Madson, Moreland delivered a pinch-hit, 3-run HR to right field, leading to the Sox' largest comeback victory in Fall Classic history.

MOST SEASONS APPEARING IN AT LEAST 1 PLAYOFF GAME, 2010-19 (POSITION PLAYERS)

Player	Seasons
Josh Donaldson	7 (2012-16, '18-19)
Brett Gardner	7 (2010-12, '15, '17-19)
Curtis Granderson	7 (2010-12, '15-18)
Jason Heyward	7 (2010, '12-13, '15-18)
Matt Holliday	7 (2011-15, '17-18)
Russell Martin	7 (2011-16, '19)
Brian McCann	7 (2010, '12-13, '15, '17-19)
Mitch Moreland	7 (2010-12, '15-18)
Josh Reddick	7 (2012-14, '16-19)
Ben Zobrist	7 (2010-11, '13, '15-18)

Mitch Moreland



In each of the last 2 years, Mitch and his wife, Susannah, have dropped off new toys and craft items for children being treated at Boston Children's Hospital as part of their annual "Christmas in July" event.

Mitch Moreland, Continued

Additional Career Highlights

- Has hit 15+ HR in 8 of his last 9 seasons, including each of his last 5...Has hit 20+ HR in a season 4 times.
- Among players with at least 50 pinch-hit at-bats since the start of 2014, ranks 1st in OBP (.473), 2nd in AVG (.371), and 4th in OPS (1.005).
- In his ML career, has hit .255 with a .464 SLG vs. RHP (738-for-2,892, 145 HR).
- In his career with the bases loaded, has hit .363 with an .895 OPS (37-for-102, 3 HR, 96 RBI)...Since the start of his 1st ML season (2010), that is the majors' 4th-highest AVG with the bases loaded (min. 100 AB).
- Owns the Rangers' record for consecutive games without committing an error at 1B (90, 5/26-9/25/15)... Also owns the TEX single-season fielding % record at 1B (min. 100 G with TEX), having made only 2 errors in 1,103 chances in 2016 (.998).
- Owns the 10th-highest SLG in Oakland Coliseum history (.578, 47-for-166, 15 HR, min. 100 PA)... Homered in 4 straight games at OAK from 2017-18.
- Did not homer in 3 straight games in any of his first 7 ML seasons with TEX (2010-16), but has done so 4 times with the Red Sox.
- Hit 4 triples in 2018, all in a span of 26 games from 5/26-6/23, after he hit 3 in his first 957 career games.
- Named an All-Star for the 1st time in his career in 2018 (elected via the player ballot)...Went 2-for-3 and played 5 innings at 1B in the 89th All-Star Game on 7/17 at Nationals Park, helping the AL earn an 8-6 win in 10 innings...Entered in the 6th inning as a defensive replacement for José Abreu...Singled off Josh Hader in the 8th inning and off Ross Stripling in the 10th.
- In his 1st season with BOS (2017), set career highs in games (149), at-bats (508), runs (73), doubles (34), and walks (57)...Did not miss time on the disabled list despite suffering a fractured left big toe on 6/13 vs. PHI.
- Set a BOS franchise record—and tied the AL record—for consecutive games with a double (7) from 4/7-13/17 (since surpassed)...Led the majors with 12 2B in April... The only other Red Sox player in the last 100 years with as many as 12 2B before 5/1 is Mike Napoli (13 in 2013).
- In the Sox' 16-3 loss to BAL on 8/25/17, started at 1B before pitching a scoreless 9th inning (2 H, 1 SO)... Became the 1st Red Sox position player to record a strikeout since Jonathan Van Every (5/8/10 vs. NYY).
- Named AL Player of the Week for 7/25-31/16.
- Named Rangers Player of the Month for June 2015... Each of his 5 hits from 6/27-30 was a HR...Hit 2 HR on 6/29 at BAL and 6/30 at BAL, becoming the 8th player in TEX history to record multiple HR in consecutive games.
- On 5/6/14 at COL, became the 6th position player in TEX history to pitch in a game, working a perfect 8th inning... Also had a pinch-hit single, becoming the 1st position player to record a pinch hit and then pitch in the same game since SF's Greg Litton on 7/4/91 vs. HOU (source: Elias).
- Tied an AL record for 1B by participating in 6 double plays on 4/15/11 at NYY.
- Made his ML debut on 7/29/10 vs. OAK and went 2-for-4, singling off Vin Mazzaro in his 1st PA...From the time of his recall through the end of the season, led TEX in HR (tied, 9) and BB (25)...Hit safely in his first 5 games.
- Hit his 1st HR on 8/13/10 vs. BOS off Josh Beckett.

Additional Postseason Highlights

- Has played in 48 postseason games...13 of his 31 postseason hits have been XBH (9 2B, 4 HR).
- Has appeared in 40 postseason games at 1st base since the start of 2010, 2nd-most in the majors in that time (Yuli Gurriel, 43).
- Has played in 3 World Series, 2 with TEX (2010, '11) and 1 with BOS (2018)...Has slugged .581 (8-for-31, 2B, 3 HR) in 12 World Series games.
- Has hit more World Series HR (3) from the No. 9 spot in the batting order than any other player in MLB history (2010-G3, 2011-G5, 2018-G4).
- Helped the Red Sox win the 2018 World Series... Appeared in 11 postseason games and started 3 of them, posting a .294/.368/.529/.898 batting line (5-for-17, 2B, HR, 3 R, 5 RBI)...Reached base in 4 of his 7 PA as a pinch hitter (2-for-5, 1 BB, 1 HBP, 1 HR, 5 RBI).
- Appeared in 9 postseason games in 2011, with TEX going 7-1 in his 8 starts.
- Started 13 of the Rangers' 16 postseason games in 2010 and appeared in 15...Led TEX regulars in AVG (.348) and OBP (.400)...Hit safely in 13 of his final 14 games and was the only Ranger with a hit in all 5 World Series games vs. SF.
- Hit a 3-run HR off Jonathan Sanchez in Game 3 of the 2010 World Series, becoming the 1st left-handed batter in ML history to homer off a LHP in the WS after never previously homering off a lefty in a regular season or post-season game...Was joined by Michael Conforto in 2015.

Minor League Career Highlights

- In his 1st full pro season (2008), was named a Midwest League mid- and post-season All-Star...Led the league in AVG (.324), RBI (99), SLG (.536), and XBH (59)...Finished 2nd in league MVP voting to Ben Reber.
- Was the starting RF for the West Division in the 2008 Midwest League All-Star Game...Named the league's Player of the Week for 8/11-17.
- Named the Rangers' 2009 Tom Grieve Minor League Player of the Year after leading TEX minor leaguers in AVG (.331) with 16 HR and 85 RBI in 116 games between High-A Bakersfield and Double-A Frisco.
- Named the Rangers' Minor League Player of the Month for May 2009.
- Played for Surprise in the 2009 Arizona Fall League.

Surgery History

- Underwent arthroscopic surgery to remove the pisiform bone from his right wrist on 12/1/11...Procedure was performed by Dr. Tom Graham in Cleveland, OH.
- Placed on the 15-day DL on 6/8/14 with Os Trigonum Syndrome in his left ankle...Underwent season-ending reconstructive surgery on 6/23/14, performed by Dr. Robert Anderson in Charlotte, NC.
- Had surgery on 4/29/15 to remove bone chips from his left elbow...Procedure was performed by Rangers Team Physician Dr. Keith Meister.

2019 Highlights

- 🔥 Hit .252 (75-for-298) with 19 HR, 58 RBI, and an .835 OPS in 91 games...Missed 49 team games due to a pair of stints on the injured list.
- 🔥 Earned the BoSox Club's Man of the Year Award for contributions to the success of the Red Sox and for cooperation and efforts in community endeavors.
- 🔥 Led the Red Sox with 15.68 AB/HR and 5.14 AB/RBI, both the best marks of his career.
- 🔥 His .507 SLG and .835 OPS were the highest of his career, and his .252 AVG was his highest since 2015.
- 🔥 6 of his 19 HR either tied the game or gave the Sox a lead in the 7th inning or later (3 in the 9th inning or later).

2019 Season Timeline

- 🔥 Hit a pinch-hit, 3-run HR with 1 out in the 9th inning on 3/29 at SEA, the Red Sox' 1st win of the season... Turned a 6-4 deficit into a 7-6 lead.
- 🔥 Prior to Moreland, the last Red Sox to hit a pinch-hit, go-ahead HR in the 9th inning or later was Mike Carp on 9/11/13 at TB (10th).
- 🔥 Homered in 4 consecutive games with an AB from 4/5-11, the longest streak of his career and longest by a Red Sox player in 2019.
- 🔥 Hit 12 HR in the Sox' first 40 games (through 5/11)... At that time, was 1 of only 11 players with 12+ HR.
- 🔥 Placed on the 10-day IL on 5/29 (retro to 5/26) with a low back strain...At the time he was placed on the IL, was leading the Red Sox in HR (13) and RBI (34).
- 🔥 Reinstated from the IL on 6/7.
- 🔥 Placed on the 10-day IL on 6/8 with a right quad strain...Appeared in 4 rehab games with Triple-A Pawtucket and was reinstated from the IL on 7/23.
- 🔥 In his final 35 games (beginning 8/9), hit .297 with an .892 OPS (35-for-118, 7 2B, 1 3B, 6 HR).
- 🔥 Hit 4 HR in a 5-game span from 9/20-25...On 9/20 at TB, gave the Sox a 2-0 lead with a 2-run HR in the 7th inning, then tied the game at 4-4 in the 9th with another 2-run HR.
- 🔥 On 9/21 at TB, broke a 3-3 tie with a solo HR in the 11th inning of an eventual 5-4 loss.

Personal

- 🔥 Full name is Mitchell Austin Moreland.
- 🔥 Signed by Art Gardner (Rangers).
- 🔥 Played 3 seasons (2005-07) at Mississippi State, where he hit .332 (144-for-434) with 91 RBI in 129 games...Also went 5-0 with 2 saves, a 3.31 ERA (12 ER/32.2 IP), and 45 SO in 25 pitching appearances.
- 🔥 Graduated in 2004 from Amory (MS) High School, where he went 25-2 in 30 varsity seasons...Posted a 0.53 ERA and averaged 18.3 SO/9.0 IP as a senior (55.0 IP, 112 SO).

In the Community

- 🔥 Earned the BoSox Club's 2019 Man of the Year Award for contributions to the success of the Red Sox and for cooperation and efforts in community endeavors.
- 🔥 Has made several trips to Boston Children's Hospital, including with his wife, Susannah, for their "Christmas in July" event in 2018 and 2019.
- 🔥 Befriended a young cancer patient, PJ, during his time with the Rangers, and has kept in touch while in Boston... Met PJ for the first time in May 2018 at Globe Life Park.
- 🔥 Signed autographs and posed for pictures with fans at Red Sox Winter Weekend in January 2017 and '19, also taking part in a kids press conference.
- 🔥 Visited patients at Walter Reed Medical Center in Washington, DC, in May 2019.
- 🔥 Volunteered at the Greater Boston Food Bank on 9/5/19.
- 🔥 Participated in the Red Sox' annual Day of Service during spring training in 2019.
- 🔥 Has participated in Red Sox Destinations events and Red Sox Kids Camps.
- 🔥 Participated in the 2015-16 Rangers winter caravan and fan fest.
- 🔥 Chaired the annual Rangers Baseball Tomorrow Fund Equipment Drive, which partners with the Texas Rangers Baseball Foundation to request much needed equipment for the Jr. RBI and RBI programs in Arlington and Dallas.
- 🔥 In 2013, personally asked teammates to make a donation to the drive, with the funds being used to build a playground in West, TX, as the city continued its recovery from the April 2013 industrial plant explosion.

Mitch Moreland

Mitch Moreland's Career Record

YEAR	CLUB	AVG	G	AB	R	H	2B	3B	HR	RBI	SH	SF	HB	BB	SO	SB	CS	OBP	SLG	OPS
2007	Spokane	.259	27	108	10	28	7	1	2	15	1	1	0	8	25	1	0	.308	.398	.706
2008	Clinton	.324	122	466	64	151	37	4	18	99	0	5	2	60	67	2	4	.400	.536	.936
2009	Bakersfield	.341	43	170	34	58	19	0	8	26	0	2	4	21	26	1	0	.421	.594	1.015
	Frisco	.326	73	301	51	98	19	3	8	59	0	2	1	23	42	1	1	.373	.488	.861
2010	Oklahoma City	.289	95	353	52	102	29	2	12	65	2	7	3	47	63	2	1	.371	.484	.855
	TEXAS	.255	47	145	20	37	4	0	9	25	0	2	1	25	36	3	1	.364	.469	.833
2011	TEXAS	.259	134	464	60	120	22	1	16	51	2	3	4	39	92	2	2	.320	.414	.734
2012	TEXAS	.275	114	327	41	90	18	0	15	50	2	4	1	23	71	1	1	.321	.468	.789
	Round Rock	.167	2	6	0	1	0	0	0	0	0	0	0	2	0	0	0	.167	.167	.334
	Frisco	.308	3	13	4	4	2	0	0	1	0	0	1	0	2	0	0	.357	.462	.819
2013	TEXAS	.232	147	462	60	107	24	1	23	60	0	8	3	45	117	0	0	.299	.437	.736
	Frisco	.500	3	12	3	6	3	0	1	3	0	0	0	0	1	0	0	.500	1.000	1.500
2014	TEXAS	.246	52	167	18	41	9	1	2	23	2	2	1	12	43	0	0	.297	.347	.644
2015	TEXAS	.278	132	471	51	131	27	0	23	85	0	5	7	32	112	1	0	.330	.482	.812
	Round Rock	.000	4	11	2	0	0	0	0	0	0	0	0	6	1	0	0	.353	.000	.353
2016	TEXAS	.233	147	460	49	107	21	0	22	60	0	0	8	35	118	1	0	.298	.422	.720
2017	BOSTON	.246	149	508	73	125	34	0	22	79	0	5	6	57	120	0	1	.326	.443	.769
2018	BOSTON	.245	124	404	57	99	23	4	15	68	0	5	0	50	102	2	0	.325	.433	.758
2019	BOSTON	.252	91	298	48	75	17	1	19	58	0	2	1	34	74	1	0	.328	.507	.835
	Pawtucket	.000	4	13	0	0	0	0	0	0	0	0	0	1	4	0	0	.071	.000	.071
Major League Totals		.251	1137	3706	477	932	199	8	166	559	6	36	32	352	885	11	5	.319	.444	.763
Minor League Totals		.308	376	1453	220	448	116	10	49	268	3	17	11	166	233	7	6	.379	.503	.883
Red Sox Totals		.247	364	1210	178	299	74	5	56	205	0	12	7	141	296	3	1	.326	.455	.782

Mitch Moreland, Continued

2007	Signed by the Texas Rangers as a 17th-round selection in the June Draft
2012	On disabled list with a left hamstring strain, 6/20-7/29
2013	On disabled list with a right hamstring strain, 6/6-20
2014	On disabled list with Os Trigonum Syndrome in his left ankle, 6/8 through remainder of season
2015	On disabled list recovering from left elbow surgery, 4/28-5/12
2016	Signed by the Boston Red Sox as a free agent, 12/8
2017	Signed by the Boston Red Sox as a free agent, 12/18
2019	On injured list with a low back strain, 5/26-6/6
	On injured list with a right quad strain, 6/8-7/22
2020	Signed by the Boston Red Sox as a free agent, 1/28

Postseason Record

	AVG	G	AB	R	H	2B	3B	HR	RBI	SH	SF	HB	BB	SO	SB	CS	OBP	SLG	OPS
	.244	48	127	15	31	9	0	4	18	1	0	2	12	30	0	0	.319	.409	.729

Wild Card Record

YEAR	CLUB	AVG	G	AB	R	H	2B	3B	HR	RBI	SH	SF	HB	BB	SO	SB	CS	OBP	SLG	OPS
2012	TEX vs. BAL	.000	1	1	0	0	0	0	0	0	0	0	0	0	1	0	0	.000	.000	.000

Division Series Record

YEAR	CLUB	AVG	G	AB	R	H	2B	3B	HR	RBI	SH	SF	HB	BB	SO	SB	CS	OBP	SLG	OPS
2010	TEX vs. TB	.200	4	14	1	3	3	0	0	1	0	0	0	0	3	0	0	.200	.400	.600
2011	TEX vs. TB	.100	3	10	1	1	0	0	1	2	0	0	1	1	1	0	0	.250	.400	.650
2015	TEX vs. TOR	.000	5	13	0	0	0	0	0	1	0	0	0	2	3	0	0	.133	.000	.133
2016	TEX vs. TOR	.250	3	8	1	2	2	0	0	2	0	0	0	1	1	0	0	.333	.500	.833
2017	BOS vs. HOU	.385	4	13	4	5	2	0	0	0	0	0	0	2	2	0	0	.467	.538	1.005
2018	BOS vs. NYY	.333	2	3	1	1	0	0	0	0	0	0	0	1	0	0	0	.333	.333	.667
Division Series Totals		.194	21	62	8	12	7	0	1	6	0	0	1	6	11	0	0	.275	.355	.630

League Championship Series Record

YEAR	CLUB	AVG	G	AB	R	H	2B	3B	HR	RBI	SH	SF	HB	BB	SO	SB	CS	OBP	SLG	OPS
2010	TEX vs. NYY	.389	6	18	3	7	0	0	0	3	1	0	0	2	2	0	0	.450	.389	.839
2011	TEX vs. DET	.111	3	9	0	1	0	0	0	0	0	0	0	1	5	0	0	.200	.111	.311
2018	BOS vs. HOU	.500	5	6	1	3	1	0	0	2	0	0	1	1	1	0	0	.625	.667	1.292
LCS Totals		.333	14	33	4	11	1	0	0	5	1	0	1	4	8	0	0	.421	.364	.785

World Series Record

YEAR	CLUB	AVG	G	AB	R	H	2B	3B	HR	RBI	SH	SF	HB	BB	SO	SB	CS	OBP	SLG	OPS
2010	TEX vs. SF	.462	5	13	1	6	1	0	1	3	0	0	0	2	4	0	0	.533	.769	1.303
2011	TEX vs. STL	.100	3	10	1	1	0	0	1	1	0	0	0	0	2	0	0	.100	.400	.500
2018	BOS vs. LAD	.125	4	8	1	1	0	0	1	3	0	0	0	0	4	0	0	.125	.500	.625
World Series Totals		.258	12	31	3	8	1	0	3	7	0	0	0	2	10	0	0	.303	.581	.884

All-Star Game Record

YEAR	CLUB	AVG	G	AB	R	H	2B	3B	HR	RBI	SH	SF	HB	BB	SO	SB	CS	OBP	SLG	OPS
2018	AL at WSH	.667	1	3	0	2	0	0	0	0	0	0	0	0	1	0	0	.667	.667	1.333

Career Fielding Record

POS	PCT.	G	GS	PO	A	E	TC	DP
1B	.996	1000	890	7158	549	32	7739	743
OF	.960	47	34	72	0	3	75	0

Home Run Notes

MULTI-HOME RUN GAMES (12); 2-HOME RUN GAMES (12): 9/26/10 at OAK; 10/1/10 vs. LAA; 8/19/11 at CWS; 5/17/12 vs. OAK; 5/14/13 at OAK; 6/29/15 at BAL; 6/30/15 at BAL; 7/11/15 vs. SD; 6/10/16 at SEA; 7/28/16 vs. KC; 8/24/17 at CLE; 9/20/19 at TB; **LEADOFF HOME RUNS (0); GRAND SLAMS (3):** 8/22/12 vs. BAL off Tommy Hunter; 8/27/16 vs. CLE off Carlos Carrasco; 4/20/18 at OAK off Emilio Pagan; **PINCH-HIT HOME RUNS (4):** 6/9/12 at SF off Ryan Vogelsong; 8/23/13 at CWS off Dylan Axelrod; 8/30/17 at TOR off Tom Koehler; 3/29/19 at SEA off Hunter Strickland; **EXTRA-INNING HOME RUNS (5):** 6/21/11 vs. HOU off Eneiro Del Rosario (11th); 5/14/13 at OAK off Chris Resop (10th); 8/4/17 vs. CWS off Aaron Bummer (11th); 8/7/18 at TOR off Ken Giles (10th); 9/21/19 at TB off Diego Castillo (11th); **GAME-ENDING HOME RUNS (3):** 6/21/11 vs. HOU off Eneiro Del Rosario; 7/30/16 vs. KC off Brooks Pounders; 8/4/17 vs. CWS off Aaron Bummer; **INSIDE-THE-PARK HOME RUNS (0)**

Career Single-Game Highs

HITS: 4, 2x, last 9/25/19 at TEX; **DOUBLES:** 2, 12x, last 5/20/19 at TOR; **HOME RUNS:** 2, 12x, last 9/20/19 at TB; **RBI:** 5, 3x, last 8/22/12 vs. BAL; **RUNS:** 3, 9x, last 5/20/19 at TOR; **WALKS:** 3, 5x, last 9/3/18 at ATL; **STRIKEOUTS:** 4, 2x, last 6/18/17 at HOU; **STOLEN BASES:** 1, 11x, last 5/5/19 at CWS; **HITTING STREAK:** 11, 2x, last 6/4-16/15; **EJECTIONS (1):** 9/19/16 vs. LAA (HP, Kerwin Danley)

Major League Firsts

GAME: 7/29/10 vs. OAK (started at 1B); **HIT:** 7/29/10 vs. OAK off Vin Mazzaro (single, 2nd inning); **HOME RUN:** 8/13/10 vs. BOS off Josh Beckett (2-run, 4th inning); **GAME-ENDING RBI:** 6/21/11 vs. HOU off Eneiro Del Rosario (HR, 11th inning)

86 JOSH OCKIMEY

1B



Bats: Left • **Throws:** Right • **Height:** 6-1 • **Weight:** 238
Opening Day Age: 24 • **MLB Service:** None
Born: 10/18/1995 in Philadelphia, PA
Resides: Philadelphia, PA
Acquired: Selected in the 5th round of the 2014 June Draft
Contract Status: Signed through 2020

Non-Roster Invitee

The Rundown

- Enters his 7th professional season, his 2nd in Major League Spring Training camp.
- Named a mid-season All-Star in 4 consecutive years: 2015 (New York-Penn), 2016 (South Atlantic), 2017 (Carolina), and 2018 (Eastern)...Also named a 2017 Carolina League post-season All-Star.
- Hit 20 HR in 2018 and 25 HR in 2019...His 45 HR in that time ranked 2nd among BOS minor leaguers (Dalbec-59).
- Has increased his SLG from each season to the next, most recently from .455 in 2018 to .459 in 2019.
- Has a .360 OBP in 579 minor league games, including marks above .350 in each season from 2016-19.
- Has led Red Sox minor leaguers in walks in each of the last 4 seasons: 88 in 2016, 83 in 2017, 70 in 2018, and 82 in 2019.
- In his career against RHP, has hit .255 with a .383 OBP, .463 SLG, and .846 OPS (370-for-1,449, 68 HR).

Additional Career Highlights

- In 2017, earned Carolina League Player of the Week honors for the 1st week of the season and hit safely in 18 straight games from 5/15-6/3.
- Was ranked by *Baseball America* as the Red Sox' No. 10 prospect entering the 2017 season.
- Entered 2018 ranked by *Baseball America* as having the best strike zone discipline in the Sox' minor league system.
- Promoted to Triple-A Pawtucket for the first time on 8/3/18 and made his debut that day, hitting a game-tying HR in the 8th inning of a win vs. Rochester.
- On 8/21/18, played in the completion of a suspended Pawtucket game at Rochester that had begun on 7/5... Was credited with 3-hit performances for both Double-A Portland (at Hartford) and Pawtucket on 7/5.
- Played for Mesa in the 2018 Arizona Fall League.

Josh Ockimey's Career Record

YEAR	CLUB	AVG	G	AB	R	H	2B	3B	HR	RBI	SH	SF	HB	BB	SO	SB	CS	OBP	SLG	OPS
2014	GCL Red Sox	.188	36	112	17	21	3	1	0	10	0	1	3	14	37	1	0	.292	.232	.524
2015	Lowell	.266	56	199	30	53	13	3	4	38	0	3	2	25	78	2	2	.349	.422	.771
2016	Greenville	.226	117	407	60	92	25	1	18	62	0	1	3	88	129	3	1	.367	.425	.792
2017	Salem	.275	100	349	56	96	20	2	11	63	0	7	3	66	110	1	4	.388	.438	.827
	Portland	.272	31	103	12	28	7	0	3	11	0	1	0	17	33	0	0	.372	.427	.799
2018	Portland	.254	90	311	43	79	19	2	15	56	0	5	1	59	112	0	1	.370	.473	.842
	Pawtucket	.215	27	93	10	20	2	0	5	15	0	0	1	11	37	1	0	.305	.398	.703
2019	Pawtucket	.204	122	377	64	77	17	2	25	57	0	3	6	82	139	0	2	.353	.459	.811
Minor League Totals		.239	579	1951	292	466	106	11	81	312	0	21	19	362	675	8	10	.360	.429	.789

2014 Signed by the Boston Red Sox as a 5th-round selection in the June Draft

2019 Highlights

- Hit a career-high 25 HR with Triple-A Pawtucket, 2nd-most among Red Sox minor leaguers (Dalbec-27).
- Led the International League in walks (82).
- Led qualifying PawSox hitters in HR (25), OBP (.353), SLG (.459), OPS (.811), BB (82), and XBH (44).
- In 60 road games, hit .241 with a .905 OPS (47-for-195, 14 HR).
- When putting the 1st or 2nd pitch in play, hit .400 and slugged .925 (32-for-80, 7 2B, 1 3B, 11 HR).
- Started 77 games at 1B and 39 at DH...Posted a career-best .992 fielding percentage at 1B (5 E/611 TC).

2019 Season Timeline

- Drew at least 1 BB in 9 straight games from 4/7-16.
- Hit 5 HR in a 4-game span from 5/10-14, including 2 HR on 5/11 at Gwinnett and 5/14 vs. Columbus.
- Homed in 5 of 9 games from 7/30-8/8 and in 3 of 5 games from 8/24-29.
- Had an 11-game hitting streak from 8/2-14.

Personal

- Full name is Joshua Michael Ockimey.
- Signed by Chris Calciano (Red Sox).
- Attended SS. Neumann & Goretti Catholic (PA) High School, where his uniform number (30) was retired...Hit .411 with 13 HR and 100 RBI in his career, leading his club to 3 Catholic League titles.

In the Community

- As part of the Red Sox Rookie Development Program in January 2018, helped paint murals at the Dimock Center in Roxbury, MA, and visited patients at Boston Children's Hospital.

Josh
Ockimey

35 JOSH OSICH

LHP



Bats: Left • **Throws:** Left • **Height:** 6-2 • **Weight:** 235
Opening Day Age: 31 • **MLB Service:** 3 years, 119 days
Born: 9/3/1988 in Boise, ID
Resides: Kennebunk, ME
Acquired: Signed as a free agent on 12/4/2019
Contract Status: Signed through 2020

Career Highlights

- Enters his 8th professional season, his 1st in the Red Sox organization.
- Signed by the Giants as a 6th-round selection in the 2011 June Draft and pitched in the SF organization from 2012-18...Also pitched for the White Sox in 2019.
- In 2016, allowed just 2 of his 43 inherited runners to score (4.7%), which was the best figure in the majors.
- Named a 2013 California League mid-season All-Star as a closer for High-A San Jose.
- Underwent ulnar nerve surgery in 2009 during his sophomore year at Oregon State University and then Tommy John surgery as a junior in 2010.
- Threw a no-hitter with 13 SO at UCLA on 4/30/11... Trevor Bauer was the starting pitcher for UCLA.
- Graduated in 2011 from Oregon State, earning a degree in sociology with a focus on criminal justice.
- He and his wife, Jessica, were married on 12/6/14... They have a daughter, Caroline.

2019 Highlights

- Made 57 relief appearances for the White Sox and set career highs in innings (67.2) and strikeouts (61).
- In 12 games against AL East opponents, posted a 1.88 ERA and .149 opponent AVG (14.1 IP, 7 H, 3 ER)... Did not allow a run in his final 7 appearances against the division (8.0 IP, 3 H, 1 BB, 4 SO).
- Held left-handed hitters to a .171 AVG (19-for-111) with 30 SO and only 4 BB.
- Allowed only 22.2% of inherited runners to score (10 of 45), the 4th-lowest mark among AL relievers.
- Threw 2.0+ innings in 14 games, going 4-0 with a 0.57 ERA (2 ER/31.1 IP) and a .159 opponent AVG in those outings (29 SO, 4 BB).

2019 Season Timeline

- Designated for assignment by the Giants on 2/12.
- Claimed off waivers by BAL on 2/19...Appeared in 2 spring training games for the Orioles before being designated for assignment on 3/8.
- Claimed off waivers by CWS on 3/11 and spent the rest of the season in the White Sox organization.
- Opened the season with Triple-A Charlotte but had his contract selected by CWS on 4/12 and spent the remainder of the season in the majors.
- Made his White Sox debut on 4/17 vs. KC, working 1.2 scoreless innings of relief (3 SO).

OSICH AGAINST MAJOR LEAGUE LEFT-HANDED HITTERS

Year	BF	H-AB	HR	BB	SO	AVG
2015	68	14-63	2	5	17	.222
2016	86	12-77	2	5	18	.156
2017	89	18-73	4	15	23	.247
2018	22	9-19	1	2	4	.474
2019	115	19-111	5	4	30	.171
Totals	380	72-343	14	31	92	.210

- Allowed 0 runs in consecutive outings of 2.0 IP on 5/17 vs. TOR and 5/20 at HOU.
- Tossed 6.0 consecutive scoreless innings over 6 games from 6/13-25...Worked 2.0 scoreless innings on 6/22 at TEX and 6/25 at BOS.
- Earned his 1st win of the season on 8/2 at PHI after retiring all 6 batters faced in the 14th and 15th innings.
- In his final 16 appearances of the season (beginning 8/17), went 3-0 with a 2.41 ERA, a .188 opponent AVG, 20 SO, and only 4 BB (18.2 IP, 13 H, 5 ER, 1 HR).
- Struck out a career-high-tying 4 batters over 2.0 scoreless innings on 8/31 at ATL.
- Earned the win in 3 of his last 9 appearances, 7 of which were scoreless...Posted a 1.64 ERA (2 ER/11.0 IP) and .214 opponent AVG during that span.
- Tossed a career-high 3.1 scoreless innings on 9/26 at CLE.

Personal

- Full name is Joshua Michael Osich (OH-sitch).
- His in-laws grew up in Medford, MA, and Watertown, MA...His father-in-law worked at Fenway Park and the Boston Garden, selling concessions.
- His wife earned a master's degree from Simmons University in Boston and a doctorate degree in elementary education from the University of New England.
- Signed by Matt Woodward (Giants).
- Graduated from Bishop Kelly High School (Boise, ID), where he played baseball, football, and basketball.

In the Community

- Attended Red Sox Winter Weekend in January 2020, signing autographs and posing for pictures with fans.
- Has been involved with the Navy Seal Foundation and MLB Buses for Baseball.

Josh Osich's Career Record

YEAR	CLUB	W-L	ERA	G-GS	CG-SHO	SV	IP	H	R	ER	HR	HB	BB	SO	SO/9	WHIP	AVG
2012	San Jose	0-2	3.62	27-2	0-0	1	32.1	34	14	13	1	0	11	34	9.46	1.39	.272
2013	San Jose	3-1	2.45	34-0	0-0	12	40.1	32	13	11	1	0	10	48	10.71	1.04	.213
	Richmond	2-3	4.85	22-0	0-0	3	29.2	26	16	16	2	0	12	28	8.49	1.28	.241
2014	Richmond	1-0	3.78	28-0	0-0	0	33.1	28	18	14	4	1	20	27	7.29	1.44	.233
2015	Richmond	0-1	1.59	31-0	0-0	19	34.0	23	6	6	1	1	10	34	9.00	0.97	.185
	Sacramento	0-0	0.00	6-0	0-0	2	7.0	3	1	0	0	0	2	11	14.14	0.71	.120
2016	SAN FRANCISCO	2-0	2.20	35-0	0-0	0	28.2	24	12	7	4	0	8	27	8.48	1.12	.218
	SAN FRANCISCO	1-3	4.71	59-0	0-0	0	36.1	31	20	19	7	3	19	25	6.19	1.38	.228
	Richmond	0-1	18.00	2-0	0-0	0	1.0	1	2	2	0	1	4	2	18.00	5.00	.250
2017	Sacramento	0-0	1.29	7-0	0-0	0	7.0	6	1	1	0	0	2	8	10.29	1.14	.222
	Sacramento	1-1	7.71	9-0	0-0	2	9.1	12	11	8	0	0	3	8	7.71	1.61	.308
2018	SAN FRANCISCO	3-2	6.23	54-0	0-0	0	43.1	48	32	30	7	1	27	43	8.93	1.73	.279
	SAN FRANCISCO	0-0	8.25	12-0	0-0	0	12.0	20	11	11	2	2	7	10	7.50	2.25	.385
2019	Sacramento	0-0	4.96	37-2	0-0	0	45.1	56	31	25	2	1	18	42	8.34	1.63	.299
	Charlotte	0-0	2.25	3-0	0-0	0	4.0	3	1	1	0	0	2	4	9.00	1.25	.214
	CHICAGO-AL	4-0	4.66	57-0	0-0	0	67.2	62	38	35	15	0	15	61	8.11	1.14	.242
Major League Totals		10-5	4.88	217-0	0-0	0	188.0	185	113	102	35	6	76	166	7.95	1.39	.255
Minor League Totals		7-9	3.59	206-4	0-0	39	243.1	224	114	97	11	4	94	246	9.10	1.31	.243

- 2010 Selected by the Los Angeles Angels of Anaheim in the 7th round of the June Draft (did not sign)
- 2011 Signed by the San Francisco Giants as a 6th-round selection in the June Draft
- 2016 On disabled list with a strained left forearm, 7/24-8/31
- 2018 On disabled list with a right hip strain, 4/26-5/8
- 2019 Claimed off waivers by the Baltimore Orioles, 2/19
 Claimed off waivers by the Chicago White Sox, 3/11
 Claimed off waivers by the Boston Red Sox, 10/31
 Signed by the Boston Red Sox as a free agent, 12/4

Career Single-Game Highs

INNINGS: 3.1 IP, 9/26/19 vs. CLE; **STRIKEOUTS:** 4, 4x, last 8/31/19 at ATL; **HITS:** 5, 2x, last 5/14/19 vs. CLE; **RUNS:** 4, 5x, last 7/16/19 at KC; **WALKS:** 2, 11x, last 8/13/19 vs. HOU; **HOME RUNS:** 2, 3x, last 7/30/19 vs. NYM; **SCORELESS INNINGS STREAK:** 7.0, 7/1-22/17

Major League Firsts

APPEARANCE: 7/3/15 at WSH (1.0 IP, entered to start 8th inning); **STRIKEOUT:** 7/3/15 at WSH (Danny Espinosa, swinging); **WIN:** 7/11/15 vs. PHI (0.1 IP); **SAVE:** N/A



15 DUSTIN PEDROIA

2B



Bats: Right • **Throws:** Right • **Height:** 5-9 • **Weight:** 170
Opening Day Age: 36 • **MLB Service:** 13 years, 41 days
Born: 8/17/1983 in Woodland, CA
Resides: Chandler, AZ
Acquired: Selected in the 2nd round of the 2004 June Draft
Contract Status: Signed through 2021

The Rundown

- 🔥 Enters his 17th professional season since being selected by BOS in the 2004 June Draft...Made his ML debut in 2006.
- 🔥 On 12/3/08, signed a 6-year contract for the 2009-14 seasons, with a club option for 2015...On 7/24/13, agreed to an 8-year contract spanning 2014-21.
- 🔥 Is the only player ever to win a World Series and earn MVP, Rookie of the Year, and Gold Glove awards in his first 2 full ML seasons.
- 🔥 Has finished in the top 10 in BBWAA American League MVP voting 3 times: 1st in 2008, 9th in 2011, and 7th in 2013.
- 🔥 Won the MLBPA's 2013 Heart and Hustle Award, given annually to an active player who demonstrates a passion for the game of baseball and best embodies the values, spirit, and traditions of the game.
- 🔥 He and his wife, Kelli, have 3 sons: Dylan, Cole, and Brooks.

DUSTIN'S TROPHY CASE

- 3-time World Series Champion (2007, '13, '18)
- 2008 BBWAA American League MVP
- 2007 BBWAA AL Rookie of the Year
- 4 AL All-Star selections (2008, '09, '10, '13)
- 4 Rawlings Gold Glove Awards (2008, '11, '13, '14)
- 2008 Louisville Slugger Silver Slugger Award
- 2013 MLBPA overall Heart and Hustle Award
- 2 Red Sox MVP Awards - Boston Baseball Writers Thomas A. Yawkey Memorial Award (2008, '12)

MOST WINS ABOVE REPLACEMENT, 2007-16

Rk.	Player	WAR
1.	Robinson Canó	58.5
2.	Adrián Beltré	57.9
3.	Albert Pujols	55.1
4.	Miguel Cabrera	54.6
5.	Clayton Kershaw	53.8
6.	Dustin Pedroia	51.5
7.	Ian Kinsler	50.9
8.	Joey Votto	47.8
T9.	Mike Trout	47.5
T9.	Chase Utley	47.5
11.	Félix Hernández	47.4

Source: Baseball-Reference

PEDROIA'S 10 YEARS FROM 2007-16

Pedroia	AL Rank	MLB Rank
1,666 hits	4th	T-7th
371 doubles	2nd	3rd
869 runs	4th	7th
517 XBH	8th	25th
2,266 times on base	3rd	8th
2,460 total bases	6th	17th
.303 AVG	*6th	*9th
.368 OBP	*9th	*22nd
10.37 PA/SO	*2nd	*8th
484 multi-hit games	2nd	5th
146 3+ hit games	1st	2nd
102 DRS	^3rd	^7th
84.3 UZR	^1st	^2nd

*Min. 3,000 PA

^Source: FanGraphs

Players to be named MVP, earn Rookie of the Year and Gold Glove Awards, and win a World Series:

Player	ROY	MVP	GG	WS
Willie Mays	1954	1954, '65	1957-68	1954
Frank Robinson	1956	1961, '66	1958	1966, '70
Pete Rose	1963	1973	1969-70	1975-76, '80
Johnny Bench	1968	1970, '72	1968-77	1975-76
Thurman Munson	1970	1976	1973-75	1977-78
Cal Ripken Jr.	1982	1983, '91	1991-92	1983
Albert Pujols	2001	2005, '08-09	2006-10	2006, '11
Dustin Pedroia	2007	2008	2008, '11, '13-14	2007, '13, '18
Buster Posey	2010	2012	2016	2010, '12, '14

Additional Honors & Awards

- 🔴 Is 1 of 10 players to win 3+ World Series with the Red Sox...Only Harry Hooper won more (1912, '15, '16, '18).
- 🔴 Named the 2nd baseman in the starting lineup of the All-Fenway Team on 9/26/12.
- 🔴 Was the Red Sox' nominee for the MLBPA's Heart and Hustle Award in 7 consecutive years from 2010-16.
- 🔴 Is the only Red Sox 2nd baseman ever to earn Red Sox MVP honors from the Boston Baseball Writers.
- 🔴 Received the Jackie Jensen Award from the Boston Baseball Writers in 2011 and 2014...The award is presented to a Red Sox player for spirit and determination.
- 🔴 Is the only Red Sox 2nd baseman ever to win a Silver Slugger Award (2008).
- 🔴 Joins Fred Lynn as the only players ever to earn both AL MVP and Rookie of the Year honors with the Red Sox.
- 🔴 Is 1 of only 2 big league 2nd basemen ever to earn MVP, Gold Glove, and Silver Slugger Awards in the same season, joining CHC's Ryne Sandberg (1984).
- 🔴 His 4 Gold Glove Awards are the most ever by a Red Sox INF...Only 4 other Sox have 4+ Gold Gloves: Dwight Evans (8), Carl Yastrzemski (7), Fred Lynn (4), and Mookie Betts (4).
- 🔴 In addition to his 4 Gold Glove Awards, was a finalist at 2B in 2012, '16, and '17.
- 🔴 Has also won 4 Fielding Bible Awards as the majors' top defensive 2B (2011, '13-14, '16).
- 🔴 Earned Wilson's Defensive Player of the Year Award for 2B in 2012 (AL), '13 (AL), and '16 (MLB)...Recognized as the AL's top defensive player at any position in 2013.
- 🔴 Elected via fan voting to start the 2008 and 2009 All-Star Games at 2B, but withdrew in 2009 due to a family health matter...Earned selections in 2010 (DNP, injury) and 2013 via the player ballot and was a Final Vote candidate in 2016.
- 🔴 Has been recognized by MLB as the AL's Player of the Month (July 2011), Rookie of the Month (May 2007), and Player of the Week (5/28-6/3/07).
- 🔴 Named 2007 BBWAA AL Rookie of the Year... Received 24 of 28 1st-place votes and was the only player named on all 28 AL ballots.
- 🔴 Selected as the Red Sox 2007 Rookie of the Year by the Boston Baseball Writers...Also tabbed as the AL's top rookie by *The Sporting News* and received the Players Choice Award, both by vote of players...Named as the 2B on Topps' Major League Rookie All-Star Team.

LONGEST CONTINUOUS TENURE WITH CURRENT TEAM

Rk.	Player (Team)	Season (Debut)
1.	Yadier Molina (STL)	17th (2004)
T2.	Adam Wainwright (STL)	16th (2005)
T2.	Ryan Zimmerman (WSH)	16th (2005)
4.	Dustin Pedroia (BOS)	15th (2006)

MOST SEASONS PLAYED WITH THE RED SOX (1901-2019)

Rk.	Player	Seasons
1.	Carl Yastrzemski	23 (1961-83)
T2.	Dwight Evans	19 (1972-90)
T2.	Ted Williams	19 (1939-42, '46-60)
4.	Tim Wakefield	17 (1995-2011)
5.	Jim Rice	16 (1974-89)
6.	Jason Varitek	15 (1997-2011)
T7.	Bobby Doerr	14 (1937-44, '46-51)
T7.	David Ortiz	14 (2003-16)
T7.	Dustin Pedroia	14 (2006-19)

MOST GAMES PLAYED WITH THE RED SOX (1901-2019)

Rk.	Player	Games
1.	Carl Yastrzemski	3,308
2.	Dwight Evans	2,505
3.	Ted Williams	2,292
4.	Jim Rice	2,089
5.	David Ortiz	1,953
6.	Bobby Doerr	1,865
7.	Harry Hooper	1,646
8.	Wade Boggs	1,625
9.	Rico Petrocelli	1,553
10.	Jason Varitek	1,546
11.	Dustin Pedroia	1,506

MOST CONSECUTIVE OPENING DAY STARTS AS A RED SOX

Rk.	Player	Starts
1.	Carl Yastrzemski	20 (1961-80)
2.	Dwight Evans	16 (1975-90)
3.	Jim Rice	14 (1976-89)
4.	Rico Petrocelli	12 (1965-76)
T5.	Harry Hooper	11 (1910-20)
T5.	Dustin Pedroia	11 (2007-17)

AMERICAN LEAGUERS TO WIN MVP, GOLD GLOVE, AND SILVER SLUGGER AWARDS IN THE SAME SEASON

Year	Player	Club
1982	Robin Yount	MIL
1985	Don Mattingly	NYN
1991	Cal Ripken Jr.	BAL
1997	Ken Griffey Jr.	SEA
1999	Ivan Rodriguez	TEX
2001	Ichiro Suzuki	SEA
2003	Alex Rodriguez	TEX
2008	Dustin Pedroia	BOS
2009	Joe Mauer	MIN
2018	Mookie Betts	BOS

MAJOR LEAGUERS TO WIN MVP AND ROOKIE OF THE YEAR AWARDS IN THEIR FIRST 2 SEASONS

Player	Club	ROY	MVP
Fred Lynn	BOS	1975	1975
Cal Ripken Jr.	BAL	1982	1983
Dustin Pedroia	BOS	2007	2008
Ichiro Suzuki	SEA	2001	2001
Ryan Howard	PHI	2005	2006
Kris Bryant	CHC	2015	2016

Dustin Pedroia

RED SOX BBWAA MOST VALUABLE PLAYERS

Year	Player	Pos.
1938	Jimmie Foxx	1B
1946	Ted Williams	OF
1949	Ted Williams	OF
1958	Jackie Jensen	OF
1967	Carl Yastrzemski	OF
1975	Fred Lynn	OF
1978	Jim Rice	OF
1986	Roger Clemens	RHP
1995	Mo Vaughn	1B
2008	Dustin Pedroia	2B
2018	Mookie Betts	RF

RED SOX BBWAA ROOKIES OF THE YEAR

Year	Player	Pos.
1950	Walt Dropo	1B
1961	Don Schwall	RHP
1972	Carlton Fisk	C
1975	Fred Lynn	OF
1997	Nomar Garciaparra	SS
2007	Dustin Pedroia	2B

BBWAA MOST VALUABLE PLAYERS AT SECOND BASE

Year	Player	Club
1931	Frankie Frisch	STL
1937	Charlie Gehringer	DET
1942	Joe Gordon	NYN
1949	Jackie Robinson	BRK
1959	Nellie Fox	CWS
1975	Joe Morgan	CIN
1976	Joe Morgan	CIN
1984	Ryne Sandberg	CHC
2000	Jeff Kent	SF
2008	Dustin Pedroia	BOS
2017	Jose Altuve	HOU

**No other position has fewer MVPs*

BBWAA ROOKIES OF THE YEAR AT SECOND BASE

Year	Player	Club
1953	Jim Gilliam	BRK
1962	Ken Hubbs	CHC
1963	Pete Rose	CIN
1965	Jim Lefebvre	LAD
1967	Rod Carew	MIN
1969	Ted Sizemore	LAD
1978	Lou Whitaker	DET
1982	Steve Sax	LAD
1991	Chuck Knoblauch	MIN
2007	Dustin Pedroia	BOS

Additional Defensive Highlights

- His career .991 fielding percentage at 2B is the best in AL history (min. 750 games at the position).
- Holds the longest career errorless games (114, 8/20/16-7/18/17) and chances (439, 7/29/09-5/20/10) streaks at 2B in Red Sox history.
- Holds Red Sox single-season records for games (160) and starts (159) at 2nd base (both in 2013).
- During the 10-year stretch from 2007-16, ranked 4th in the majors in games (1,360), starts (1,348), and innings (11,817.2) at 2B.
- Was the Red Sox' Opening Day starter at 2B in 11 consecutive years from 2007-17...In the 11 seasons prior to 2007 (1996-2006), the Sox had 10 different players start at 2B on Opening Day.
- His 11 Opening Day starts at 2B (2007-17) are the 2nd-most in club history (Bobby Doerr, 13).
- The only other Red Sox with an Opening Day streak of 11+ years starting at any single position is Carl Yastrzemski (12 in LF, 1961-72).
- The only other Red Sox to make 11+ consecutive Opening Day starts—regardless of position—are Carl Yastrzemski (20), Dwight Evans (16), Jim Rice (14), Rico Petrocelli (12), and Harry Hooper (11) (source: Elias).
- Joined Xander Bogaerts as the Red Sox' Opening Day starting 2B-SS tandem in 4 straight seasons from 2014-17...Elias notes that the only other Red Sox 2B-SS tandems to do that are 2B Bobby Doerr/SS Joe Cronin (5 years, 1937-41) and 2B Hobe Ferris/SS Freddy Parent (5 years, 1901-05).

Additional Offensive Highlights (Career)

- Appeared in at least 1 game in each season from 2006-19...Among position players, only Dwight Evans (19), Jim Rice (16), Ted Williams (15), Jason Varitek (15), and David Ortiz (14) have also played for the Sox in 14+ straight years.
- Begins 2020 with a career .299 AVG...Has hit .300+ in a season 5 times...Was the only player to hit at least .275 in each of the 11 seasons from 2007-17 (min. 300 PA).
- His 5 seasons batting at least .300 are the most in club history among 2nd basemen.
- Joins Carl Yastrzemski and Mookie Betts as the only players with at least 100 HR and 100 SB as a Red Sox.
- Reached 300 career doubles on 5/6/14 vs. CIN, his 1,048th game...Is the 7th-fastest major leaguer ever to reach 300 2B, and the fastest in the modern era (since 1900) to reach both 100 SB and 300 2B.
- His 138 steals are the most ever by a Red Sox 2B.
- Has averaged 1 SO every 10.36 PA, the 2nd-best rate among active players (min. 3,000 PA) behind only Andrelton Simmons (11.22).
- Has struck out only 30 more times than he has walked (624 BB, 654 SO)...His career ratio of 0.95 BB/SO ranks 2nd among active major leaguers with at least 3,000 PA, trailing only Albert Pujols (1.03).
- Hit his 100th career HR on 5/2/14 vs. OAK, a grand slam in the 6th inning off Ryan Cook that also pushed him to the 500-RBI plateau...Became the 3rd Red Sox to hit a grand slam for his 100th career HR, along with Mo Vaughn and David Ortiz (source: Elias).

THE STREAK

In the 5th inning on 7/19/17 vs. TOR, Pedroia committed his 1st error since 8/19/16 at DET...It snapped an errorless streak of 114 games, the longest ever by a Red Sox 2B and the longest by any 2B since Darwin Barney (141 in 2012) (source: Elias)...It also snapped Pedroia's streak of 412 consecutive errorless chances, falling only 27 shy of his own club record for a 2B (439, 2009-10)...During the 114-game span from 8/20/16-7/18/17, 85 different 2nd basemen made at least 1 error, and 9 of them committed 10+ errors.

Additional Offensive Highlights (Season)

- 🔴 Holds single-season club records by a 2nd baseman for AVG (.326), runs (118), hits (213), doubles (54), total bases (322), and XBH (73), all reached in 2008.
- 🔴 Is the only 2nd baseman in Red Sox history with at least 100 runs and 200 hits in a season (2008, '16).
- 🔴 Holds the Red Sox single-season record for stolen base success rate (min. 20 attempts), going 20-for-21 (95.2%) in 2008.
- 🔴 Has recorded 4 seasons with 15+ HR and 15+ SB (2008-09, '11-12), 2nd-most in Sox history (Mookie Betts-5)...Is the only Sox 2nd baseman to reach those totals in a season.
- 🔴 Led the AL in runs scored in 2008 (118) and 2009 (115).
- 🔴 Is 1 of only 4 Red Sox ever with 200 hits and 50 doubles in a season (2008), joining Tris Speaker (1912), Wade Boggs (1989), and Rafael Devers (2019).
- 🔴 Has reached the 40-double mark 3 times and the 30-double mark 8 times, both Red Sox records among 2B.
- 🔴 Has batted .400+ in a calendar month 3 times: .415 in May 2007, .411 in July 2011, and .406 in August 2016.
- 🔴 In his 2008 MVP season, hit .326, led the majors in doubles (54) and hits (tied, 213), and led the AL in runs (118) and multi-hit games (61).

Additional Offensive Highlights (Game)

- 🔴 His 5 games with 5+ hits are the most in Red Sox history (source: Elias)...Johnny Pesky and Carl Yastrzemski are the only other Sox with as many as 4 such games.
- 🔴 Is the only player in Sox history with as many as 3 games in which he went 5-for-5 or better (source: Elias).
- 🔴 Selected from Triple-A Pawtucket on 8/21/06 and made ML debut the following night at LAA...Recorded his 1st hit in his 2nd AB, a single off LAA's Joe Saunders.
- 🔴 Ended a no-hit bid for LAA's John Lackey with a 1-out single in the 9th inning on 7/29/08 at Fenway Park.
- 🔴 On 8/12/08 vs. TEX, became the 1st Red Sox player ever with 5 runs and 5 hits in a game (joined by Jackie Bradley Jr. on 8/15/15).
- 🔴 Homered in his 1st PA and final PA of 2009 (4/7 vs. TB and 10/4 vs. CLE).
- 🔴 Hit 3 HR, singled, and doubled on 6/24/10 at COL, recording a career-high 15 total bases.
- 🔴 Hit 2 HR on Opening Day in 2015 (4/6 at PHI)...Is 1 of only 5 2nd basemen ever with 2+ HR on Opening Day.
- 🔴 Turned a 3-1 deficit into a 4-3 lead on 7/31/16 at LAA with a 3-run HR off Huston Street in the 9th inning...His only other go-ahead homer in the 9th inning or later came on 6/24/10 at COL, also against Street (10th inn.).

RED SOX 2B SINGLE-SEASON FIELDING PERCENTAGE LEADERS

Year	Player	Pct.	TC	E
2014	Dustin Pedroia	.997	654	2
2006	Mark Loretta	.994	639	4
2013	Dustin Pedroia	.993	688	5
1948	Bobby Doerr	.993	802	6
2012	Dustin Pedroia	.992	625	5
2008	Dustin Pedroia	.992	733	6
2009	Dustin Pedroia	.991	663	6
1961	Chuck Schilling	.991	854	8
2007	Dustin Pedroia	.990	625	6
2011	Dustin Pedroia	.990	722	7
1988	Marty Barrett	.990	721	7
2016	Dustin Pedroia	.990	613	6

**Qualifying seasons only*

Additional Offensive Highlights (Streaks)

- 🔴 Is the only Red Sox ever with as many as 6 hitting streaks of 10+ games in a single season (2016) (source: Elias).
- 🔴 Posted a career-high, 25-game hit streak from 6/29-7/28/11, the longest streak ever by a Red Sox 2B.
- 🔴 Had 4+ hits in 3 straight home games from 8/14-27/16, the longest streak ever by a Red Sox player at Fenway Park (source: Elias).
- 🔴 Begins 2020 with MLB's longest active hitting streak vs. any single opponent (27 games vs. OAK)...Is hitting .421 (45-for-107) during the streak, which began 7/14/13.
- 🔴 Owns the majors' longest hitting streak ever against the Blue Jays (30 games, 9/7/14-9/30/16).
- 🔴 Hit safely in 29 consecutive road games in 2008 (5/31-8/11), matching the 2nd-longest streak in club history (Tris Speaker: 32 games in 1912 and 29 games in 1913)... Was the 2nd-longest streak ever for a ML 2nd baseman (CLE's Johnny Temple, 33 games from 1960-61).
- 🔴 Reached safely in 11 straight PA from 8/29-31/08 (9 H, 2 BB) and in 12 straight from 8/25-27/16 (11 H, 1 BB).
- 🔴 According to Trent McCotter of SABR, Pedroia became the 8th player ever to record a hit in 11+ straight AB, falling 1 shy of the MLB record (12, 3 times)...The only other Red Sox with streaks of 11+ at-bats with a hit are Johnny Pesky (11, May 1946) and Pinky Higgins (12, June 1938).
- 🔴 Is the only Red Sox ever to hit safely in each of his first 9 Opening Day games, all in consecutive years (2007-15).
- 🔴 Homered in 3 straight home openers from 2009-11... The only other Red Sox to do that is Fred Lynn from 1978-80 (source: Elias).
- 🔴 Talled a career-high 37-game on-base streak from 6/15-7/28 in 2011, hitting safely in 36 of those contests... Reached base in 34 consecutive games from 6/21-7/31/16.
- 🔴 From 8/1/16-6/14/17, went 103 games without striking out multiple times, the longest streak by a Red Sox player since Wade Boggs in 1992 (105 G).

Dustin Pedroia

Dustin Pedroia, Continued

Postseason Career Highlights

Started at 2B in all 51 Red Sox Postseason games from 2007-17...The only other players to start 50+ straight Post-season games at 2B for a single team are Mark Lemke (55, ATL, 1991-96) and Robinson Canó (51, NYY, 2005-12).

Holds a share of the record for most runs scored by a rookie in a single Postseason (12 in 2007; also Derek Jeter in 1996)...His 6 doubles in 2007 set a rookie Postseason record (surpassed by Yulii Gurriel in 2017).

Also holds a share of the ALCS record for most runs scored by a rookie (8 in 2007; also Evan Longoria in 2008).

Was 3-for-5 with a HR and 5 RBI in Game 7 of the 2007 ALCS...Is the only rookie ever to homer in Game 7 of the ALCS and still holds the rookie ALCS mark for RBI in a game.

Homered to lead off the bottom of the 1st inning in Game 1 of the 2007 World Series at Fenway Park, joining BAL's Don Buford (1969) as the only players to hit a leadoff HR in a WS opener (later done by KC's Alcides Escobar in 2015 and LAD's Chris Taylor in 2017)...Is the only rookie ever to hit a leadoff HR in the WS.

Minor League Career Highlights

In 2006, named an International League post-season All-Star...That season, was named Red Sox Minor League Defensive Player of the Month for June and Offensive Player of the Month for July.

Named 2005 Red Sox Minor League Offensive Player of the Year...Earned Eastern League post-season and *Baseball America* Double-A All-Star honors.

In 2005, was named Red Sox Minor League Base Runner of the Month for April and won the club's Minor League Quality Plate Appearance Award for June.

Played for Scottsdale in the 2004 Arizona Fall League.

Surgey History

Had surgey for a fractured hamate bone in his left wrist in November 2007.

Fractured his left foot on 6/25/10 at SF when he fouled a ball off in the top of the 3rd inning...Underwent season-ending surgey on the navicular bone of his left foot on 9/3/10, performed by Dr. George Theodore and Dr. Tom Gill at Massachusetts General Hospital...A screw was inserted to promote healing of the fracture.

Underwent surgey on 9/30/11 to remove the screw from his left foot that had been inserted on 9/3/10.

Underwent successful surgey to repair the ulnar collateral ligament in his left thumb on 11/13/13...Was performed by Dr. Donald Sheridan in Scottsdale, AZ.

Underwent successful left thumb and wrist surgey (first dorsal compartment release and a tenosynovectomy of his left wrist) on 9/11/14, ending his season...Procedure was performed by Dr. Matt Leibman at Newton-Wellesley Surgey Center in Wellesley, MA.

Underwent a successful cartilage restoration procedure on his left knee on 10/25/17, performed by Dr. Riley Williams III at the Hospital for Special Surgey in New York, NY.

On 8/6/19, underwent a successful left knee joint preservation procedure...The surgey was performed by Dr. Matt Provencher at the Steadman Clinic in Vail, CO.

MOST POSTSEASON STARTS AT 2B

Rk.	Player	Starts
1.	Mark Lemke	61
2.	Chase Utley	58
3.	Roberto Alomar	56
T4.	Robinson Canó	51
T4.	Dustin Pedroia	51
6.	Joe Morgan	50
7.	Jose Altuve	47

2019 Season Timeline

Missed a majority of the season on the injured list...Was his 14th ML season, all with the Red Sox.

Began the season on the 10-day IL with left knee inflammation...Was reinstated on 4/9 after appearing in 3 rehab games with Single-A Greenville.

Played in 6 games with BOS, making 4 starts at 2B and 2 as a DH.

Returned to the 10-day IL on 4/19 (retro to 4/18) with left knee irritation.

Appeared in 11 rehab games between Double-A Portland (6 G) and Triple-A Pawtucket (5 G) in May, last playing on 5/24.

Transferred to the 60-day IL on 5/27 and missed the remainder of the season.

On 8/6, underwent a successful left knee joint preservation procedure...The surgey was performed by Dr. Matt Provencher at the Steadman Clinic in Vail, CO.

Was with the ML team in Colorado on 8/27 & 8/28 during their series against the Rockies.

Personal

Full name is Dustin Luis Pedroia.

Signed by Dan Madsen (Red Sox).

Attended Arizona State University, where he was a 3-time First-Team All-Pac 10 selection, the 2003 Pac-10 Co-Player of the Year, and the 2003 National Defensive Player of the Year...Played in all 185 Sun Devils games over his 3 seasons in Tempe.

Is a 2001 graduate of Woodland (CA) High School...Hit .445 as a senior to capture league MVP honors.

Named to the 2013 class of the Arizona Fall League Hall of Fame.

In 2014, became a charter member of the Taylor Hooton Foundation's "Advisory Board" of active major leaguers...The Hooton Foundation is a leader in the advocacy against the use of performance- and appearance-enhancing drugs by the youth of America.

LONGEST HITTING STREAK VS. A SINGLE TEAM, RED SOX HISTORY

Player	Opp.	Games
Jacoby Ellsbury	BAL	38
Dustin Pedroia	TOR	30*
Ted Williams	WSH	30

*Ended on 10/1/16

LONGEST ON-BASE STREAKS VS. A.L. EAST, RED SOX HISTORY

Player	Dates	G
Wade Boggs	9/15/84-8/27/85	61
Dustin Pedroia	4/24/15-4/18/16	48

Source: Elias Sports Bureau

In the Community

- 🔴 Launched the Pedroia's Platoon program in 2014 as a way to invite military members to Fenway Park once per homestand, meeting with them before games and giving them tickets to his seats.
- 🔴 Each season, meets with several children as part of the Make-A-Wish program.
- 🔴 Has been involved in numerous events with the Jimmy Fund, including the annual WEEI/NESN Radio-Telethon, and has visited with Jimmy Fund patients on road trips, at Fenway Park, and during spring training.
- 🔴 Attends events that benefit the Red Sox Foundation and has auctioned off fielding lessons to raise funds.
- 🔴 During spring training, is a regular participant in the Children's Hospital of Southwest Florida Celebrity Golf Classic in Fort Myers.
- 🔴 Attended Red Sox Winter Weekend in 2015 and 2016, signing autographs, posing for pictures with fans, and taking part in panel discussions.
- 🔴 In 2014, met with patients at Walter Reed Medical Center...In 2013, visited victims of the Boston Marathon bombings in the hospital.

Dustin Pedroia

Dustin Pedroia's Career Record

YEAR	CLUB	AVG	G	AB	R	H	2B	3B	HR	RBI	SH	SF	HB	BB	SO	SB	CS	OBP	SLG	OPS
2004	Augusta	.400	12	50	11	20	5	0	1	5	0	0	1	6	3	2	0	.474	.560	1.034
	Sarasota	.336	30	107	23	36	8	3	2	14	1	3	4	13	4	0	2	.417	.523	.940
2005	Portland	.324	66	256	39	83	19	2	8	40	2	2	4	34	26	7	3	.409	.508	.917
	Pawtucket	.255	51	204	39	52	9	1	5	24	1	2	9	24	17	1	0	.356	.382	.738
2006	Pawtucket	.305	111	423	55	129	30	3	5	50	9	4	9	48	27	1	4	.384	.426	.810
	BOSTON	.191	31	89	5	17	4	0	2	7	1	0	1	7	7	0	1	.258	.303	.561
2007	BOSTON	.317	139	520	86	165	39	1	8	50	5	2	7	47	42	7	1	.380	.442	.822
2008	BOSTON	.326	157	653	118	213	54	2	17	83	7	9	7	50	52	20	1	.376	.493	.869
2009	BOSTON	.296	154	626	115	185	48	1	15	72	3	6	5	74	45	20	8	.371	.447	.818
2010	BOSTON	.288	75	302	53	87	24	1	12	41	2	6	4	37	38	9	1	.367	.493	.860
	Pawtucket	.167	2	6	1	1	0	0	0	0	0	0	0	1	0	0	0	.286	.167	.453
2011	BOSTON	.307	159	635	102	195	37	3	21	91	2	7	1	86	85	26	8	.387	.474	.861
2012	BOSTON	.290	141	563	81	163	39	3	15	65	1	6	5	48	60	20	6	.347	.449	.796
2013	BOSTON	.301	160	641	91	193	42	2	9	84	0	7	3	73	75	17	5	.372	.415	.787
2014	BOSTON	.278	135	551	72	153	33	0	7	53	0	6	1	51	75	6	6	.337	.376	.713
2015	BOSTON	.291	93	381	46	111	19	1	12	42	1	3	2	38	51	2	2	.356	.441	.797
2016	BOSTON	.318	154	633	105	201	36	1	15	74	1	3	0	61	73	7	4	.376	.449	.825
2017	BOSTON	.293	105	406	46	119	19	0	7	62	2	4	2	49	48	4	3	.369	.392	.761
2018	Pawtucket	.071	5	14	1	1	0	0	0	0	0	0	0	3	3	0	0	.235	.071	.307
	BOSTON	.091	3	11	1	1	0	0	0	0	0	0	0	2	1	0	0	.231	.091	.322
2019	Greenville	.333	3	9	1	3	1	0	0	0	0	0	0	2	1	0	0	.455	.444	.899
	BOSTON	.100	6	20	1	2	0	0	0	1	0	0	0	1	2	0	0	.143	.100	.243
	Portland	.222	6	18	1	4	0	0	0	1	0	0	0	3	0	0	0	.222	.222	.444
	Pawtucket	.158	5	19	2	3	0	0	0	0	0	0	0	1	4	0	0	.200	.158	.358
Major League Totals		.299	1512	6031	921	1805	394	15	140	725	25	29	38	624	654	138	46	.365	.439	.805
Minor League Totals		.300	291	1106	173	332	72	9	21	134	13	11	27	132	88	11	9	.385	.439	.823

- 2004 Signed by the Boston Red Sox as a 2nd-round selection in the June Draft
- 2010 On disabled list with a broken left foot, 6/26-8/16
- 2010 On disabled list recovering from left foot surgery, 8/19 through remainder of season
- 2012 On disabled list with a right thumb sprain, 7/4-18
- 2015 On disabled list with a right hamstring strain, 6/25-7/16
- 2015 On disabled list with a right hamstring strain, 7/23-9/7
- 2017 On disabled list with a left wrist sprain, 5/30-6/8
- 2017 On disabled list with left knee inflammation, 7/29-8/7
- 2017 On disabled list with left knee inflammation, 8/9-31
- 2018 On disabled list recovering from left knee cartilage restoration surgery, 3/29-5/24
- 2018 On disabled list with left knee inflammation, 5/30 through remainder of season
- 2019 On injured list with left knee inflammation, 3/28-4/8
- 2019 On injured list with left knee irritation, 4/18 through remainder of season

Dustin Pedroia, Continued

Postseason Record

	AVG	G	AB	R	H	2B	3B	HR	RBI	SH	SF	HB	BB	SO	SB	CS	OBP	SLG	OPS
	.233	51	206	32	48	14	0	5	25	1	2	2	23	32	3	1	.313	.374	.687

Division Series Record

YEAR	CLUB	AVG	G	AB	R	H	2B	3B	HR	RBI	SH	SF	HB	BB	SO	SB	CS	OBP	SLG	OPS
2007	BOS vs. LAA	.154	3	13	2	2	2	0	0	1	0	0	0	1	2	0	0	.214	.308	.522
2008	BOS vs. LAA	.059	4	17	0	1	1	0	0	1	0	0	1	2	2	0	0	.200	.118	.318
2009	BOS vs. LAA	.167	3	12	1	2	1	0	0	2	0	0	0	1	0	0	0	.231	.250	.481
2013	BOS vs. TB	.235	4	17	2	4	1	0	0	5	0	2	0	0	3	0	0	.211	.294	.505
2016	BOS vs. CLE	.167	3	12	2	2	1	0	0	0	0	0	0	2	5	0	0	.286	.250	.536
2017	BOS vs. HOU	.125	4	16	0	2	0	0	0	0	0	0	0	2	2	0	0	.222	.125	.347
Division Series Totals		.149	21	87	7	13	6	0	0	9	0	2	1	8	14	0	0	.313	.374	.687

League Championship Series Record

YEAR	CLUB	AVG	G	AB	R	H	2B	3B	HR	RBI	SH	SF	HB	BB	SO	SB	CS	OBP	SLG	OPS
2007	BOS vs. CLE	.345	7	29	8	10	3	0	1	5	1	0	0	3	5	0	0	.406	.552	.958
2008	BOS vs. TB	.346	7	26	9	9	1	0	3	5	0	0	1	5	3	2	1	.469	.731	1.200
2013	BOS vs. DET	.273	6	22	1	6	1	0	0	1	0	0	0	4	6	1	0	.385	.318	.703
LCS Totals		.325	20	77	18	25	5	0	4	11	1	0	1	12	14	3	1	.422	.545	.968

World Series Record

YEAR	CLUB	AVG	G	AB	R	H	2B	3B	HR	RBI	SH	SF	HB	BB	SO	SB	CS	OBP	SLG	OPS
2007	BOS vs. COL	.278	4	18	2	5	1	0	1	4	0	0	0	2	0	0	0	.350	.500	.850
2013	BOS vs. STL	.208	6	24	5	5	2	0	0	1	0	0	0	1	4	0	0	.240	.292	.532
World Series Totals		.238	10	42	7	10	3	0	1	5	0	0	0	3	4	0	0	.289	.381	.670

All-Star Game Record

YEAR	CLUB	AVG	G	AB	R	H	2B	3B	HR	RBI	SH	SF	HB	BB	SO	SB	CS	OBP	SLG	OPS
2008	AL at NYY	.000	1	1	0	0	0	0	0	0	0	0	0	1	0	0	0	.500	.000	.500
2009	AL at STL																			
2010	AL at LAA																			
2013	AL at NYM	.000	1	2	0	0	0	0	0	0	0	0	0	0	0	0	0	.000	.000	.000
All-Star Game Totals		.000	2	3	0	0	0	0	0	0	0	0	0	1	0	0	0	.250	.000	.250

World Baseball Classic Record

YEAR	CLUB	AVG	G	AB	R	H	2B	3B	HR	RBI	SH	SF	HB	BB	SO	SB	CS	OBP	SLG	OPS
2009	USA	.125	3	16	1	2	2	0	0	2	0	0	0	0	1	0	0	.125	.250	.375

Career Fielding Record

POS	PCT.	G	GS	PO	A	E	TC	DP
2B	.991	1492	1471	2574	4004	57	6635	940
SS	.952	6	5	7	13	1	21	4

Career Single-Game Highs

HITS: 5, 5x, last 8/14/16 vs. ARI; **DOUBLES:** 3, 3x, last 8/6/12 vs. TEX; **HOME RUNS:** 3, 6/24/10 at COL; **RBI:** 5, 7x, last 4/27/16 vs. ATL; **RUNS:** 5, 8/12/08 vs. TEX; **WALKS:** 3, 11x, last 6/30/17 at TOR; **STRIKEOUTS:** 4, 2x, last 5/7/14 vs. CIN; **STOLEN BASES:** 2, 12x, last 8/24/16 at TB; **HITTING STREAK:** 25, 6/29/11-7/28/11; **EJECTIONS (3):** 8/19/08 at BAL (HP, Bob Davidson); 8/7/12 vs. TEX (1B, Paul Nauer); 6/1/14 vs. TB (HP, D.J. Reyburn)

Home Run Notes

MULTI-HOME RUN GAMES (7); 3-HOME RUN GAMES (1): 6/24/10 at COL; **2-HOME RUN GAMES (6):** 9/8/09 vs. BAL; 9/13/11 vs. TOR; 4/6/15 at PH; 5/27/15 at MIN; 9/16/15 at BAL; 4/27/16 vs. ATL; **LEADOFF HOME RUNS (3):** 9/23/06 at TOR off A.J. Burnett; 10/3/09 vs. CLE off Aaron Laffey; 9/17/13 vs. BAL off Scott Feldman; **GRAND SLAMS (4):** 8/27/08 at NYY off David Robertson; 5/2/14 vs. OAK off Ryan Cook; 4/27/16 vs. ATL off Bud Norris; 9/24/16 at TB off Danny Farquhar; **PINCH-HIT HOME RUNS (0); EXTRA-INNING HOME RUNS (1):** 6/24/10 at COL off Huston Street (10th); **GAME-ENDING HOME RUNS (0); INSIDE-THE-PARK HOME RUNS (0)**

Major League Firsts

GAME: 8/22/06 at LAA (started at SS); **HIT:** 8/22/06 at LAA off Joe Saunders (single, 4th inning); **HOME RUN:** 9/9/06 vs. KC off Luke Hudson (solo, 4th inning); **GAME-ENDING RBI:** 6/19/10 vs. LAD off Jonathan Broxton (single, 9th inning)

3 JOSÉ PERAZA

INF



Bats: Right • **Throws:** Right • **Height:** 6-0 • **Weight:** 210

Opening Day Age: 25 • **MLB Service:** 3 years, 141 days

Born: 4/30/1994 in Barinas, VZ

Resides: Litchfield Park, AZ

Acquired: Signed as a free agent on 12/13/2019

Contract Status: Signed through 2020

The Rundown

🔥 Entering his 10th professional season, his 1st in the Red Sox organization.

🔥 Originally signed by the Braves in July 2010 but made his ML debut with the Dodgers in 2015...Spent the 2016-19 seasons in the Reds organization.

🔥 Appeared in 140+ ML games in each of the last 3 seasons (2017-19), including a career-high 157 in 2018.

🔥 Has made 251 starts in the majors at SS, 132 at 2B, 36 in the OF, and 1 at 3B...Was the Reds' primary SS in 2018 and led the club in starts at 2B in 2019.

🔥 Has struck out once every 7.88 PA since the start of 2016, the NL's 6th-best rate in that time (min. 1,500 PA)...Owned the NL's best PA/SO rate in 2018 (9.11).

🔥 Has been successful on 220 of 276 stolen base attempts (80%) in the minors and on 70 of his 94 attempts (75%) in the majors...Was successful in each of his first 13 attempts in the majors.

🔥 Stole 20+ bases in the majors in each season from 2016-18...Stole 60+ bases in the minors in 2013 (64) and 2014 (60).

Additional Career Highlights

🔥 Is the only Reds player ever with as many as 11 hits in a 3-game series (11 from 7/13-15/18 at STL)...That is tied for the CIN record for most hits over any 3-game span (also Vada Pinson from 8/12-14/59).

🔥 In 2018 set career highs in games (157), hits (182), runs (85), doubles (31), HR (14), RBI (58), walks (29), and steals (tied, 23)...Was the only NL player with at least those totals in hits, doubles, HR, and steals.

🔥 His 182 hits in 2018 led NL shortstops...Fell 3 shy of Barry Larkin's club record for hits in a season by a player whose primary position was SS (185 hits, 1990).

🔥 Has produced 5 streaks of 40+ plate appearances without a strikeout, including a career-best 53 in April 2017...Also had a streak of 49 PA in May 2019 and 3 streaks of 40+ in 2018 (40, 43, 45).

🔥 Went 197 PA without drawing an unintentional walk in 2017, the majors' longest streak of the season.

🔥 In 2016, his .324 AVG was the 5th-highest in Reds history for a rookie (min. 200 PA) and was the highest in MLB that season among players age 22 or younger...His .355 AVG after the All-Star break led ML rookies.

🔥 Played for Magallanes in the Venezuelan Winter League following the 2017 season.

PERAZA'S MOST CONSECUTIVE PLATE APPEARANCES WITHOUT STRIKING OUT (MAJOR LEAGUES)

Season	Dates	PA
2017	4/6-4/20	53
2019	5/5-5/27	49
2018	7/11-7/25	45
2018	4/15-4/25	43
2018	5/22-6/2	40

PERAZA'S STOLEN BASE TOTALS, MAJOR & MINOR LEAGUES COMBINED

Season	SB-Att	SB%
2011	28-for-35	80.0
2012	25-for-30	83.3
2013	64-for-79	81.0
2014	60-for-75	80.0
2015	36-for-43	83.7
2016	31-for-48	64.6
2017	23-for-31	74.2
2018	23-for-29	79.3
2019	9-for-16	56.3
Totals	299-for-386	77.5

Minor League Career Highlights

🔥 At the time he was acquired by the Reds in December 2015, was ranked by *Baseball America* as the Dodgers' No. 4 prospect...Also ranked as the No. 26 prospect in all of baseball in the Midseason Top 100 list before being traded to LAD on 7/30/15.

🔥 Entered his final full minor league season (2015) as the Braves' No. 1 prospect and best hitter for average, as well as the Southern League's fastest base runner and the Carolina League's best defensive 2nd baseman.

🔥 Started at 2B for the World Team at the 2014 SiriusXM All-Star Futures Game at Target Field.

🔥 Named ATL's 2014 Minor League Player of the Year.

🔥 Was named his team's Player of the Year in 2011 (DSL Braves), 2012 (GCL Braves), and 2013 (Single-A Rome).

🔥 Ranked 6th among all minor leaguers with 64 steals in 2013 and finished 3rd in 2014 with 60.

José Peraza

José Peraza, Continued

2019 Highlights

- 🔥 Led the Reds in starts at 2B (50)...Also made 22 starts at SS, 13 in LF, 2 in CF, and 1 at 3B...His 5 games at 3B were the 1st of his career.
- 🔥 Hit .265 (40-for-151) after the All-Star break.
- 🔥 Against LHP, batted .287 with a .744 OPS (31-for-108).
- 🔥 Made the first 2 pitching appearances of his career... With 2 outs in the 9th inning on 7/30 vs. PIT, in a game that featured 9 ejections, threw 4 pitches and induced a Jacob Stallings flyout to CF...On 8/16 vs. STL, threw a scoreless 9th inning with 1 hit allowed (infield single).

Personal

- 🔥 Full name is José Francisco Peraza Polo.
- 🔥 Signed by Rolando Petit (Braves).

In the Community

- 🔥 Attended Red Sox Winter Weekend in January 2020, signing autographs for fans.

José Peraza's Career Record

YEAR	CLUB	AVG	G	AB	R	H	2B	3B	HR	RBI	SH	SF	1B	BB	SO	SB	CS	OBP	SLG	OPS
2011	DSL Braves	.281	66	235	29	66	5	3	1	22	6	3	10	15	27	28	7	.346	.340	.686
2012	GCL Braves	.318	21	85	17	27	3	3	0	10	3	0	0	4	6	10	3	.348	.424	.772
	Danville	.281	32	121	21	34	4	0	1	18	2	0	4	9	18	15	2	.351	.339	.690
2013	Rome	.288	114	448	72	129	18	8	1	47	9	7	6	34	64	64	15	.341	.371	.712
2014	Lynchburg	.342	66	284	44	97	13	8	1	27	3	4	3	10	32	35	7	.365	.454	.820
	Mississippi	.335	44	185	35	62	7	3	1	17	2	0	1	7	15	25	8	.363	.422	.784
2015	Gwinnett	.294	96	391	52	115	10	7	3	37	12	7	2	15	35	26	7	.318	.379	.697
	Oklahoma City	.289	22	90	11	26	3	1	1	5	2	0	0	2	10	7	0	.304	.378	.682
	LOS ANGELES-NL	.182	7	22	3	4	1	1	0	1	1	0	0	2	3	0	.250	.318	.568	
2016	Louisville	.281	71	288	40	81	15	3	2	21	10	1	2	21	43	10	7	.333	.375	.708
	CINCINNATI	.324	72	241	25	78	8	2	3	25	0	3	5	7	33	21	10	.352	.411	.762
2017	CINCINNATI	.259	143	487	50	126	9	4	5	37	3	1	7	20	70	23	8	.297	.324	.622
	CINCINNATI	.288	157	632	85	182	31	4	14	58	8	5	9	29	75	23	6	.326	.416	.742
2019	CINCINNATI	.239	141	376	37	90	18	2	6	33	2	8	17	58	7	6	.285	.346	.631	
	Louisville	.600	4	15	3	9	2	0	0	1	0	0	0	2	2	1	.600	.733	1.333	
Major League Totals		.273	520	1758	200	480	67	13	28	154	12	11	29	75	238	77	30	.312	.374	.686
Minor League Totals		.302	536	2142	324	646	80	36	11	205	49	22	28	117	252	222	57	.343	.388	.731

- 2010 Signed by the Atlanta Braves as an international free agent, 7/2
- 2015 Acquired by the Los Angeles Dodgers with LHP Alex Wood, LHP Luis Avilan, RHP Jim Johnson, RHP Bronson Arroyo, and cash in a 3-team deal that also involved the Miami Marlins...Los Angeles sent 3B Hector Olivera, LHP Paco Rodriguez, and RHP Zack Bird to Atlanta, and RHP Jeff Brigham, RHP Victor Araujo, and RHP Kevin Guzman to Miami...Miami sent RHP Mat Latos, 1B Mike Morse, and cash to Los Angeles, and a 2016 supplemental 1st-round draft pick to Atlanta, 7/30
- 2015 Acquired by the Cincinnati Reds with INF Brandon Dixon and OF Scott Schebler in a 3-team deal that also involved the Chicago White Sox...Cincinnati sent 3B Todd Frazier to Chicago...Chicago sent OF Trayce Thompson, INF Micah Johnson, and RHP Frankie Montas to Los Angeles, 12/16

Career Fielding Record

POS	PCT.	G	GS	PO	A	E	TC	DP
2B	.980	173	132	222	352	12	586	94
3B	1.000	5	1	3	5	0	8	2
SS	.967	281	251	272	650	31	953	123
OF	.986	60	36	69	0	1	70	0

Career Single-Game Highs

HITS: 5, 7/14/18 at STL; **DOUBLES:** 3, 8/15/18 vs. CLE; **HOME RUNS:** 2, 4/27/18 at MIN; **RBI:** 4, 2x, last 7/1/18 vs. MIL; **RUNS:** 4, 8/28/18 vs. MIL; **WALKS:** 2, 8x, last 9/18/19 at CHC; **STRIKEOUTS:** 3, 4x, last 3/31/19 vs. PIT; **STOLEN BASES:** 3, 2x, last 6/22/18 vs. CHC; **HITTING STREAK:** 13, 5/13-28/17; **EJECTIONS:** None

Home Run Notes

2-HOME RUN GAMES (1): 4/27/18 at MIN; **LEADOFF HOME RUNS (3):** 6/14/17 at SD off Jhoulys Chacin; 6/28/18 vs. MIL off Junior Guerra; 8/4/18 at WSH-G2 off Jeremy Hellickson; **GRAND SLAMS (1):** 7/1/18 vs. MIL off Aaron Wilkerson; **PINCH-HIT HOME RUNS (1):** 7/14/19 at COL off Jesus Tinoco; **EXTRA-INNING HOME RUNS (0); GAME-ENDING HOME RUNS (0); INSIDE-THE-PARK HOME RUNS (0)**

Major League Firsts

GAME: 8/10/15 vs. WSH (started at 2B); **HIT:** 8/10/15 vs. WSH off Gio Gonzalez (triple, 3rd inning); **HOME RUN:** 7/31/16 at SD off Paul Clemens (2-run, 2nd inning); **GAME-ENDING RBI:** N/A

54 MARTÍN PÉREZ

LHP



Bats: Left • **Throws:** Left • **Height:** 6-0 • **Weight:** 200

Opening Day Age: 28 • **MLB Service:** 7 years, 38 days

Born: 4/4/1991 in Guanare, VZ

Resides: Guanare, VZ

Acquired: Signed as a free agent on 12/18/2019

Contract Status: Signed through 2020 (club option for 2021)

The Rundown

- 🔥 Entering his 13th professional season, his 1st in the Red Sox organization.
- 🔥 Originally signed by TEX in July 2007 at 16 years old.
- 🔥 Has made 173 appearances (157 starts) with TEX (2012-18) and MIN (2019)...Made his ML debut at only 21 years old in 2012.
- 🔥 Made 30+ starts in 2016 (33) and 2017 (32)...Won 10+ games in 2013 (10), 2016 (10), 2017 (13), and 2019 (10).
- 🔥 Had Tommy John surgery on 5/19/14.
- 🔥 Since the start of 2016, his 634.1 IP are tied for 10th-most in the majors among LHP.
- 🔥 Is the only pitcher in Rangers history to post back-to-back shutouts with 3 hits or fewer allowed in each (4/18/14 vs. CWS and 4/23/14 at OAK).
- 🔥 He and his wife, Viclena, have a daughter, Malena Kate (born June 2016) and a son, Martín Jr. (born June 2019).

Additional Career Highlights

- 🔥 His lone Postseason appearance came in 2015 when he started Game 3 of the ALDS vs. TOR...Also started Game 163 for TEX in 2013 (9/30/13 vs. TB).
- 🔥 After making his ML debut in 2012, his 10 wins in 2013 were the most ever by a Rangers LHP in a rookie season...Named AL Rookie of the Month for August after going 5-0, the first ever 5-win month by a TEX rookie.
- 🔥 Began the 2013 season on the disabled list with a fractured ulna bone in his left forearm, after being hit by a Brad Miller line drive on 3/3 in spring training...Returned to go 10-6 in 20 starts with TEX.
- 🔥 Missed most of the 2014 season with a left elbow injury...Had Tommy John surgery to repair a partially torn UCL on 5/19...The surgery was performed by Rangers Team Physician Dr. Keith Meister at Trinity Surgical Center.
- 🔥 Prior to his surgery in 2014, was named Rangers Player of the Month for April.
- 🔥 Returned from Tommy John surgery in 2015 and made 14 starts after the All-Star break...On 8/2 vs. SF threw only 80 pitches in 8.1 IP (1 R).
- 🔥 In 2016, led the Rangers with 33 starts and was the staff's only pitcher not to miss a start...Set a club record with 36 GIDP.
- 🔥 In 2017, led the Rangers with a career-high 13 wins, 32 starts, and 185.0 IP.
- 🔥 Missed part of the 2018 season on the disabled list recovering from off-season surgery performed on his non-pitching elbow.

LOWEST AVERAGE EXIT VELOCITY ALLOWED IN 2019

Rk.	Pitcher (Club)	Exit Velo
1.	Ryan Yarbrough (TB)	84.1
2.	Kyle Hendricks (CHC)	85.2
3.	Hyun-Jin Ryu (LAD)	85.3
T4.	Kenta Maeda (LAD)	85.4
T4.	Martín Pérez (MIN)	85.4
6.	Eduardo Rodriguez (BOS)	85.7
7.	Jacob deGrom (NYM)	85.8

Min. 400 batted balls allowed

Minor League Career Highlights

- 🔥 Made his pro debut in 2008 with Short-A Spokane...At only 17 years old, was the youngest player in the Northwest League.
- 🔥 Named a 2009 South Atlantic League mid-season All-Star...After the season, was ranked by *Baseball America* as the South Atlantic League's top prospect.
- 🔥 Named the Rangers' 2009 Nolan Ryan Minor League Pitcher of the Year...Also named TEX's Minor League Pitcher of the Month for July...At 18 years old, was the youngest player to finish the season at Double-A.
- 🔥 Entered the 2010 season ranked by *Baseball America* as the Rangers' No. 1 prospect...Pitched for Magallanes in the Venezuelan Winter League after the season.
- 🔥 Was the winning pitcher in the 2011 Texas League All-Star Game...Also pitched in the SiriusXM All-Star Futures Game at Chase Field...Was the youngest player in the Pacific Coast League when he was promoted to Triple-A Round Rock on 7/15/11.

2019 Highlights

- 🔥 Made 32 appearances (29 GS) in his debut with the Twins organization...Pitched in relief in his first 3 outings, but his final 29 appearances came as a starter.
- 🔥 Made 8 starts against AL East teams and went 4-1 with a 4.03 ERA (20 ER/44.2 IP).
- 🔥 Surrendered only 1 HR to his 148 left-handed batters faced...Held lefties to a .228 AVG and a .585 OPS.
- 🔥 Allowed an average exit velocity of 85.4 mph, according to Statcast...Among the 436 pitchers who allowed at least 100 batted balls, that was the 20th-lowest mark in the majors.

Martín Pérez, Continued

2019 Timeline

- 🔥 In his first 8 starts of the season (4/15-5/23), went 6-1 with a 2.17 ERA and a .221 opponent AVG (49.2 IP, 40 H, 12 ER, 17 BB, 44 SO)...Allowed 0 or 1 ER in 5 of those.
- 🔥 Allowed only 1 run in a 3-start span from 4/26-5/6 (21.0 IP), which included 8.0 scoreless innings on 5/1 vs. HOU (4 H) and 7.0 scoreless innings on 5/6 at TOR (2 H).
- 🔥 In his only start against BOS in 2019, earned the win in a 2-1 Twins victory on 9/5 (6.0 IP, 2 H, 1 R).

Personal

- 🔥 Signed by Rafic Saab, Manny Batista, and Don Welke (Rangers).

In the Community

- 🔥 Was part of the Rangers' 2014 Hispanic Caravan, visiting the Joseph J. Rhoads and Charles Rice Learning Centers in Dallas and attending a grant presentation at the Oak Cliff YMCA.
- 🔥 Took part in the 2015 Texas Rangers Winter Caravan.
- 🔥 With TEX, made donations to the Texas Rangers Baseball Foundation and helped fund the RBI program in Fort Worth...Also contributed to the Venezuelan RBI team and the Robinson Chirinos Foundation.
- 🔥 Has donated funds to Sun Risas, Team Tourette, and I Love Venezuela, and made a contribution to underwrite a bullpen at the Texas Rangers MLB Urban Youth Academy in West Dallas.

Martín Pérez's Career Record

YEAR	CLUB	W-L	ERA	G-GS	CG-SHO	SV	IP	H	R	ER	HR	HB	BB	SO	SO/9	WHIP	AVG
2008	Spokane	1-2	3.65	15-15	0-0	0	61.2	66	32	25	3	2	28	53	7.74	1.52	.274
2009	Frisco	1-3	5.57	5-5	0-0	0	21.0	29	16	13	2	0	5	14	6.00	1.62	.326
	Hickory	5-5	2.31	22-14	0-0	1	93.2	82	35	24	3	1	33	105	10.09	1.23	.236
2010	Frisco	5-8	5.96	24-23	0-0	0	99.2	117	73	66	12	0	50	101	9.12	1.68	.290
2011	Frisco	4-2	3.16	17-16	1-1	0	88.1	80	35	31	6	1	36	83	8.46	1.31	.245
	Round Rock	4-4	6.43	10-10	0-0	0	49.0	72	38	35	4	0	20	37	6.80	1.88	.343
2012	Round Rock	7-6	4.25	22-21	2-0	0	127.0	122	70	60	10	4	56	69	4.89	1.40	.258
	TEXAS	1-4	5.45	12-6	0-0	0	38.0	47	26	23	3	2	15	25	5.92	1.63	.297
2013	Round Rock	5-1	1.75	6-6	0-0	0	36.0	29	8	7	1	2	8	28	7.00	1.03	.225
	Frisco	0-1	11.05	2-2	0-0	0	7.1	14	9	9	1	0	2	2	2.45	2.18	.400
	TEXAS	10-6	3.62	20-20	1-0	0	124.1	129	55	50	15	3	37	84	6.08	1.34	.267
2014	TEXAS	4-3	4.38	8-8	2-2	0	51.1	50	25	25	3	1	19	35	6.14	1.34	.269
2015	Round Rock	0-1	4.95	4-4	0-0	0	20.0	27	11	11	2	0	2	17	7.65	1.45	.333
	Frisco	0-0	3.18	2-2	0-0	0	5.2	7	2	2	1	0	1	8	12.71	1.41	.292
	TEXAS	3-6	4.46	14-14	0-0	0	78.2	88	45	39	3	2	24	48	5.49	1.42	.285
2016	TEXAS	10-11	4.39	33-33	0-0	0	198.2	205	110	97	18	4	76	103	4.67	1.41	.270
2017	TEXAS	13-12	4.82	32-32	0-0	0	185.0	221	108	99	23	6	63	115	5.59	1.54	.301
2018	Round Rock	1-0	1.42	1-1	0-0	0	6.1	6	1	1	1	0	0	6	8.53	0.95	.250
	Frisco	1-0	0.00	1-1	0-0	0	6.0	2	0	0	0	0	3	4	6.00	0.83	.095
	Hickory	0-0	0.00	1-1	0-0	0	5.0	2	0	0	0	0	0	9	16.20	0.40	.118
	TEXAS	2-7	6.22	22-15	0-0	0	85.1	116	68	59	16	2	36	52	5.48	1.78	.329
2019	MINNESOTA	10-7	5.12	32-29	0-0	0	165.1	184	104	94	23	3	67	135	7.35	1.52	.279
Major League Totals		53-56	4.72	173-157	3-2	0	926.2	1040	541	486	104	23	337	597	5.80	1.49	.286
Minor League Totals		34-33	4.08	132-121	3-1	1	626.2	655	330	284	46	10	244	536	7.70	1.43	.270

- 2007 Signed by the Texas Rangers as an international free agent, 7/2
- 2013 On disabled list with a fractured ulna bone in his left forearm, 3/22-5/11
- 2014 On disabled list with left elbow inflammation, 5/11 through remainder of season
- 2015 On disabled list recovering from Tommy John surgery, 3/11-7/16
- 2017 On disabled list with a right thumb fracture, 6/23-7/2
- 2018 On disabled list recovering from right elbow surgery, 3/26-4/4
- On disabled list with right elbow discomfort, 4/30-7/13
- 2019 Signed by the Minnesota Twins as a free agent, 1/31
- Signed by the Boston Red Sox as a free agent, 12/18

Division Series Record

YEAR	CLUB	W-L	ERA	G-GS	CG-SHO	SV	IP	H	R	ER	HR	HB	BB	SO	SO/9	WHIP	AVG
2015	TEX vs. TOR	0-1	7.20	1-1	0-0	0	5.0	6	4	4	0	0	3	2	3.60	1.80	.353

Career Batting Totals

Major League Totals	AVG	G	AB	R	H	2B	3B	HR	RBI	SH	SF	HB	BB	SO	SB	CS	OBP	SLG	OPS
	.043	173	23	1	1	0	0	0	0	2	0	0	0	19	0	0	.043	.043	.087

Career Single-Game Highs

INNINGS: 9.0, 3x, last 4/23/14 at OAK; **LOW-HIT COMPLETE GAME:** 3, 2x, last 4/23/14 at OAK; **STRIKEOUTS:** 9, 5/6/19 at TOR; **HITS:** 12, 8/7/19 vs. ATL; **RUNS:** 11, 7/6/16 at BOS; **WALKS:** 5, 3x, last 9/28/18 at SEA; **HOME RUNS:** 3, 7x, last 8/7/19 vs. ATL; **EJECTIONS:** None; **MAJORESS INNINGS STREAK:** 26.0, 4/13-23/14

Major League Firsts

GAME: 6/27/12 vs. DET (0.2 IP, entered to start 8th inning); **STRIKEOUT:** 6/27/12 vs. DET (Quintin Berry, swinging); **WIN:** 6/30/12 vs. OAK (5.1 IP); **SAVE:** N/A

5 KEVIN PILLAR OF



Bats: Right • **Throws:** Right • **Height:** 6-0 • **Weight:** 200
Opening Day Age: 31 • **MLB Service:** 5 years, 113 days
Born: 1/4/1989 in West Hills, CA
Resides: Scottsdale, AZ
Acquired: Signed as a free agent on 2/14/2020
Contract Status: Signed through 2020

The Rundown

- 🔥 Enters his 10th professional season and 1st with BOS.
- 🔥 Is a 3-time Gold Glove Award finalist in CF (2015-17).
- 🔥 Has played 140+ games in each of the last 5 seasons (2015-19)...In that time, led the majors in games (755), innings (6,582.2), and total chances (1,856) as an OF.
- 🔥 Has made 705 starts in CF, 55 in LF, and 31 in RF.
- 🔥 Has hit .281 and slugged .453 against LHP in his career (231-for-823, 66 2B, 2 3B, 24 HR).
- 🔥 Has stolen 14+ bases in each of the last 5 seasons... Led his team in steals in each of those years.
- 🔥 Selected by TOR in the 32nd round of the 2011 June Draft...Made his ML debut for the Blue Jays on 8/14/13 vs. the Red Sox, and played with TOR until getting traded to the Giants on 4/2/19.
- 🔥 He and his wife, Amanda, have a daughter, Kobie.

Additional Career Highlights

- 🔥 Entering 2020, has hit .307 (55-for-179) in 47 career games at Fenway Park.
- 🔥 Has set a career high in XBH during each of the last 3 seasons: 54 in 2017, 57 in 2018, and 61 in 2019.
- 🔥 Was the Blue Jays' nominee for the MLBPA Heart and Hustle Award in 2016 and 2017.
- 🔥 From 2015-19, ranked T-3rd among CF with 43 defensive runs saved (source: FanGraphs)...Ranked 2nd among CF with 21 DRS in 2016.
- 🔥 Named Wilson Defensive Player of the Year (CF) in 2015, the only AL recipient among the 9 winners.
- 🔥 Won the 2016 Fielding Bible Award as the majors' top defensive CF.
- 🔥 Named AL Player of the Week on 9/28/15.
- 🔥 Named Honda Player of the Month for June 2015 by the Toronto Chapter of the BBWAA.
- 🔥 Following the 2018 season, played in the Japan All-Star Series with Red Sox teammates Brian Johnson and Hector Velázquez.
- 🔥 In 2018, led TOR with 129 hits and a career-high 40 doubles.
- 🔥 Became the 1st player in Blue Jays history to steal 2nd, 3rd, and home all in the same trip around the bases on 3/31/18 vs. NYY...Was the first straight steal of home by a Blue Jay since Aaron Hill in 2007 (5/29 vs. SEA).
- 🔥 Had each of his 10 hits from 4/24-5/1/18 go for extra bases (6 2B, 1 3B, 3 HR), 1 shy of tying the Blue Jays' franchise record (José Cruz Jr.-11 in 2000).

MOST DEFENSIVE RUNS SAVED, OUTFIELDERS FROM 2015-19

Rk.	Player	DRS
1.	Kevin Kiermaier	116
2.	Mookie Betts	108
3.	Lorenzo Cain	74
4.	Jason Heyward	69
5.	Jarrod Dyson	67
6.	Ender Inciarte	65
7.	Kevin Pillar	53

Source: FanGraphs

Postseason Career Highlights

- 🔥 Reached the postseason with TOR in 2015 and 2016.
- 🔥 In the 2015 postseason, led the Blue Jays in doubles (5) and tied for the team lead in hits (12).
- 🔥 His 7 hits in the 2015 ALDS ranked T-2nd among all hitters in the 1st round of the postseason.
- 🔥 Recorded a hit in the first 4 games of the 2015 ALDS vs. TEX, including 3 hits in Game 4...Was the 1st Blue Jay with 3+ hits in a postseason game since Paul Molitor and Roberto Alomar did so in Game 6 of the 1993 World Series.
- 🔥 Hit his 1st career postseason HR in Game 4 of the 2015 ALDS at TEX off Derek Holland.
- 🔥 Hit his 2nd career postseason HR in Game 2 of the 2016 ALDS vs. TEX off Yu Darvish.

Minor League Career Highlights

- 🔥 In 413 career minor league games, has hit .324 (535-for-1,652) with 124 2B, 18 3B, 32 HR, and 246 RBI.
- 🔥 Received the 2012 Midwest League MVP Award.
- 🔥 Selected as a 2012 Midwest League mid- and post-season All-Star for Single-A Lansing...Also tabbed a 2011 Appalachian League post-season All-Star and 2013 International League post-season All-Star.
- 🔥 Named a Topps Class-A All-Star in 2012 while playing for High-A Dunedin in the Florida State League.
- 🔥 Has received 3 Minor League Player of the Week awards: 5/7-13/14 with Single-A Lansing, and 4/28-5/4/14 and 7/28-8/3/14 with Triple-A Buffalo.

Kevin Pillar, Continued

2019 Highlights

🔥 Between 5 games with TOR and 156 with SF, set career highs in games (161), runs scored (83), triples (3), HR (21), RBI (88), XBH (61), SLG (.432), and OPS (.719).

🔥 Was 1 of just 9 major leaguers to play in at least 161 games...Tied for the ML lead with 156 games in the OF (also Ronald Acuña Jr.).

🔥 Received a 10th-place vote for National League MVP.

🔥 Earned the 2019 "Willie Mac" Award, an annual honor bestowed upon the most inspirational Giants player, as voted upon by Giants players, coaches, training staff, clubhouse staff, and the fans.

🔥 Against LHP, hit .278 and slugged .519 (45-for-162, 9 HR)...From 6/30 through the end of the season, batted .349 with a .994 OPS vs. LHP (29-for-83, 5 HR, 6 SO).

🔥 Led the Giants in hits (157), doubles (37), RBI (87), runs scored (82), and SB (14)...Tied for the team lead in games (156), triples (3), and HR (21).

🔥 His 87 RBI with SF marked the most by any player for a team with which he did not begin the season during the divisional era (1969-pres.; source: STATS).

🔥 Was 1 of 12 NL players with 20+ HR and 35+ doubles... Prior to Pillar, the last Giant to reach those totals in a season was Hunter Pence in 2013 (27 HR, 35 2B).

🔥 His 21 HR and 87 RBI were the most by a Giants OF since Hunter Pence's 27 HR and 99 RBI in 2013.

🔥 Received MLB's Play of the Week Award presented by W.B. Mason on 5/6 after scaling the CF wall at CIN to rob Nick Senzel of extra bases on 5/4.

2019 Season Timeline

🔥 Started his 5th consecutive Opening Day for the Blue Jays, his 4th straight in CF...Started in LF in 2015.

🔥 Played 5 games with the Blue Jays prior to being traded to the Giants on 4/2, where he spent the remainder of the season...Acquired in exchange for RHP Derek Law, INF Alen Hanson, and RHP Juan De Paula.

🔥 Had 9 RBI in a 3-game series vs. SD from 4/8-10...The only other CF in Giants history with 9+ RBI in 3-game series was Willie Mays (9 RBI from 7/6-8/54, 10 RBI from 6/28-30/55, both at Brooklyn).

🔥 With his 9 RBI from 4/8-10 vs. SD, became just the 5th Giants CF to have 9+ RBI in any series...Joined Willie Mays (5x), Bobby Thomson (1953), Freddie Lindstrom (1932), and Mel Ott (1933).

🔥 Hit his 1st career grand slam on 4/8 vs. SD off LHP Eric Lauer...Marked the Giants' 1st grand slam since 2017.

🔥 Recorded 4 RBI the next night (4/9)...Became the 1st Giant with 4+ RBI in back-to-back games since Barry Bonds in 2002 (4/2-3, 9 RBI)...Joined Willie Mays (1958) and Bobby Thomson (1950) as the only Giants CF with consecutive 4-RBI games.

🔥 Finished April with 19 RBI (1 with TOR), the most in a calendar month during his career.

🔥 On 5/6, received MLB's Play of the Week Award presented by W.B. Mason after scaling the CF wall at CIN to rob Nick Senzel of extra bases on 5/4.

🔥 Drove in a career-high 5 runs on 6/30 vs. ARI, also matching his career high with 4 hits (5th time).

🔥 Ejected in the 8th inning for arguing balls and strikes on 7/21 vs. NYM...Was his 2nd career ejection (also 8/22/17 vs. TB for arguing balls and strikes).

🔥 Hit his 16th and 17th HR on 8/16 at ARI, establishing a new career high...His 17th HR gave SF a 9-7 lead in the 10th inning and marked his 4th career multi-HR game.

🔥 Set a new career high with 5 hits on 8/17 at ARI, going 5-for-5 with 4 singles and a double...Became just the 2nd Giants CF to have a 5-for-5 game with 3 runs scored, joining Willie Mays, who did it twice in 1958.

Personal

🔥 Full name is Kevin Andrew Pillar.

🔥 Signed by Kevin Fox (Blue Jays).

🔥 Was an All-American CF at California State University-Dominguez Hills in Carson, CA...Established the school's all-time record with a career AVG of .367.

🔥 Set the NCAA Division II record with a 54-game hitting streak for the Toros in 2010.

In the Community

🔥 Participated in the 2016 and 2019 Blue Jays Winter Tours, a multi-day event to provide opportunities for fans to connect with the Blue Jays at community initiatives and public appearances.

Kevin Pillar's Career Record

YEAR	CLUB	AVG	G	AB	R	H	2B	3B	HR	RBI	SH	SF	HB	BB	SO	SB	CS	OBP	SLG	OPS
2011	Bluefield	.347	60	236	44	82	17	3	7	37	4	3	3	10	36	8	4	.377	.534	.911
2012	Lancaster	.322	86	335	49	108	20	4	5	57	1	1	3	35	53	35	6	.390	.451	.841
	Dunedin	.323	42	164	16	53	8	2	1	34	1	6	2	5	17	16	3	.339	.415	.754
2013	New Hampshire	.313	71	304	44	95	20	2	5	30	0	0	4	19	31	15	8	.361	.441	.802
	Buffalo	.299	52	201	30	60	19	4	4	27	1	2	2	12	39	8	5	.341	.493	.834
2014	TORONTO	.206	36	102	11	21	4	0	3	13	2	0	2	4	29	0	1	.250	.333	.583
	Buffalo	.323	100	405	57	131	39	3	10	59	0	4	4	21	48	27	6	.359	.509	.868
	TORONTO	.267	53	116	19	31	9	0	2	7	0	1	1	4	28	1	2	.295	.397	.692
2015	TORONTO	.278	159	586	76	163	31	2	12	56	4	5	5	28	85	25	4	.314	.399	.713
2016	TORONTO	.266	146	548	59	146	35	2	7	53	3	3	6	24	90	14	6	.303	.376	.679
	Dunedin	.857	2	7	3	6	1	0	0	2	0	0	2	0	0	0	0	.889	1.000	1.889
2017	TORONTO	.256	154	587	72	150	37	1	16	42	3	3	6	33	95	15	6	.300	.404	.704
2018	TORONTO	.252	142	512	65	129	40	2	15	59	0	6	6	18	98	14	3	.282	.426	.708
2019	TORONTO	.063	5	16	1	1	0	0	0	1	0	1	0	0	3	0	0	.059	.063	.121
	SAN FRANCISCO	.264	156	595	82	157	37	3	21	87	0	6	9	18	86	14	5	.293	.442	.735
Major League Totals		.261	851	3062	385	798	193	10	76	318	12	25	35	129	514	83	27	.296	.405	.701
Minor League Totals		.324	413	1652	243	535	124	18	32	246	7	16	20	102	224	109	32	.367	.479	.846

- 2011 Signed by the Toronto Blue Jays as a 32nd-round selection in the June Draft
- 2016 On disabled list with a sprained left thumb, 8/7-23
- 2018 On disabled list with a right sternoclavicular joint strain, 7/15-8/2
- 2019 Acquired by the San Francisco Giants in exchange for RHP Derek Law, INF Alen Hanson, and RHP Juan De Paula, 4/2
- 2020 Signed by the Boston Red Sox as a free agent, 2/14

Postseason Record

AVG	G	AB	R	H	2B	3B	HR	RBI	SH	SF	HB	BB	SO	SB	CS	OBP	SLG	OPS
.203	20	74	7	15	6	0	2	8	0	1	0	5	14	3	1	.250	.365	.615

Wild Card Game Record

YEAR	CLUB	AVG	G	AB	R	H	2B	3B	HR	RBI	SH	SF	HB	BB	SO	SB	CS	OBP	SLG	OPS
2016	TOR vs. BAL	.250	1	4	0	1	1	0	0	0	0	0	0	1	0	0	0	.250	.500	.750

Division Series Record

YEAR	CLUB	AVG	G	AB	R	H	2B	3B	HR	RBI	SH	SF	HB	BB	SO	SB	CS	OBP	SLG	OPS
2015	TOR vs. TEX	.333	5	21	3	7	2	0	1	4	0	0	0	0	5	0	1	.333	.571	.905
2016	TOR vs. TEX	.083	3	12	1	1	0	0	1	1	0	0	0	1	1	0	0	.154	.333	.487
Division Series Totals		.242	8	33	4	8	2	0	2	5	0	0	0	1	6	0	1	.265	.485	.750

League Championship Series Record

YEAR	CLUB	AVG	G	AB	R	H	2B	3B	HR	RBI	SH	SF	HB	BB	SO	SB	CS	OBP	SLG	OPS
2015	TOR vs. KC	.238	6	21	3	5	3	0	0	2	0	0	0	3	3	2	0	.333	.381	.714
2016	TOR vs. CLE	.063	5	16	0	1	0	0	0	1	0	1	0	1	4	1	0	.111	.063	.174
LCS Totals		.162	11	37	3	6	3	0	0	3	0	1	0	4	7	3	0	.238	.243	.481

Career Fielding Record

POS	PCT.	G	GS	PO	A	E	TC	DP
OF	.990	836	791	1,927	40	20	1,987	7

Career Single-Game Highs

HITS: 5, 8/17/19 at ARI; **DOUBLES:** 3, 4/18/17 vs. BOS; **HOME RUNS:** 2, 4x, last 8/16/19 at ARI; **RBI:** 5, 6/30/19 vs. ARI; **RUNS:** 3, 5x, last 8/17/19 at ARI; **WALKS:** 3, 7/14/17 at DET; **STRIKEOUTS:** 4, 5/29/18 at BOS; **STOLEN BASES:** 3, 3/31/18 vs. NYY; **HITTING STREAK:** 11, 3x, last 4/12-23/17; **EJECTIONS (2):** 8/22/17 vs. TB (HP, Fairchild); 7/21/19 at NYM (HP, Ripberger)

Home Run Notes

MULTI-HOME RUN GAMES (4); 2-HOME RUN GAMES (4): 6/2/15-G2 at WSH; 6/16/16 at PHI; 4/28/18 vs. TEX; 8/16/19 at ARI; **LEADOFF HOME RUNS (0); GRAND SLAMS (1):** 4/8/19 vs. SD off Eric Lauer; **PINCH-HIT HOME RUNS (0); EXTRA-INNING HOME RUNS (3):** 8/7/18 vs. BOS off Tyler Thornburg (10th); 9/7/18 vs. CLE off Adam Cimber (11th); 8/16/19 at ARI off Yoshihisa Hirano (10th); **GAME-ENDING HOME RUNS (2):** 5/14/17 vs. SEA off Edwin Diaz (9th); 9/7/18 vs. CLE off Adam Cimber (11th); **INSIDE-THE-PARK HOME RUNS (0)**

Major League Firsts

GAME: 8/14/13 vs. BOS (started in LF); **HIT:** 8/20/13 vs. NYY off Phil Hughes (single, 3rd inning); **HOME RUN:** 8/24/13 at HOU off Brad Peacock (3-run, 5th inning); **GAME-ENDING RBI:** 6/9/14 vs. MIN off Casey Fien (single, 12th inning)



25 KEVIN PLawecki

CATCHER



Bats: Right • **Throws:** Right • **Height:** 6-2 • **Weight:** 208

Opening Day Age: 29 • **MLB Service:** 3 years, 167 days

Born: 2/26/1991 in Westfield, IN

Resides: Chandler, AZ

Acquired: Signed as a free agent on 1/2/2020

Contract Status: Signed through 2020

The Rundown

- 🔥 Enters his 9th professional season, his 1st with BOS.
- 🔥 Has played in 297 ML games for NYM (2015-18) and CLE (2019), making 238 starts at catcher.
- 🔥 Selected by the Mets in the 1st round (35th overall) of the 2012 June Draft and played in the organization from 2012-18...Was a compensatory pick for the Mets' loss of free agent Jose Reyes.
- 🔥 Has made 3 Opening Day rosters: 2016 and 2018 with NYM and 2019 with CLE.
- 🔥 Was on the Mets roster for the 2015 NLDS, NLCS, and World Series, as well as the 2016 NL Wild Card Game... Did not appear in a game.
- 🔥 Has made 4 pitching appearances in the majors.
- 🔥 He and his wife, Taylor, have a son, Kasen.

Additional Career Highlights

- 🔥 In 2018, set career highs in games (79), doubles (13), HR (7), RBI (30), BB (28), runs (33), and XBH (22).
- 🔥 Made 2 pitching appearances for NYM in 2017: 2.0 IP on 4/30 at WSH and 1.0 IP on 8/29 at CIN...Became the 2nd Mets position player to be used as a reliever twice in a single season (also Matt Franco, 2 G, 1999).
- 🔥 In his 45 games behind the plate in 2016, Mets pitchers had a 3.47 ERA (135 ER/349.2 IP).
- 🔥 Made his ML debut on 4/21/15 vs. ATL (2-for-4, 2 R) and hit his 1st career HR on 4/25/15 at NYY (2-run HR).

Minor League Career Highlights

- 🔥 Started at catcher for Team USA in the 2014 All-Star Futures Game on 7/13 at Target Field.
- 🔥 Named the Mets' 2013 Minor League Player of the Year.
- 🔥 Selected as a South Atlantic League mid-season All-Star in 2013 for Savannah.

2019 Highlights

- 🔥 Spent the entire season on an active ML roster (CLE) for the first time in his career.
- 🔥 Made 46 starts at catcher (57 games)...CLE pitchers recorded a 3.96 ERA when Plawecki was behind the plate (184 ER/418.0 IP).
- 🔥 Over his final 30 games from 6/15 through the end of the season, hit .277 (23-for-83).
- 🔥 Made his 3rd and 4th career pitching appearances, retiring all 6 batters faced on just 19 pitches...Tossed a perfect inning on 4/21 vs. ATL and 5/5 vs. SEA.
- 🔥 Had a season-high 3 RBI on 8/25 vs. KC (2-for-4, HR).

Personal

- 🔥 Full name is Kevin Jeffrey Plawecki (plah-WECK-ee).
- 🔥 Signed by Scott Tricka (Mets).
- 🔥 Played 3 seasons at Purdue University, where his wife played soccer...Named the school's Male Athlete of the Year in 2012.
- 🔥 Became the 1st player in school history to be named Big Ten Player of the Year in 2012...Also named Most Outstanding Player at the 2012 Big Ten tournament.
- 🔥 In 2012, was a finalist for the Johnny Bench Award as the nation's top collegiate catcher.
- 🔥 Struck out just 29 times in 638 career AB at Purdue.
- 🔥 Graduated from Westfield (IN) High School.

Kevin Plawecki's Career Record

YEAR	CLUB	AVG	G	AB	R	H	2B	3B	HR	RBI	SH	SF	HB	BB	SO	SB	CS	OBP	SLG	OPS
2012	Brooklyn	.250	61	216	26	54	8	0	7	27	0	3	8	25	24	0	0	.345	.384	.729
2013	Savannah	.314	65	245	35	77	24	1	6	43	0	4	10	23	32	1	0	.390	.494	.884
	St. Lucie	.294	60	204	25	60	14	0	2	37	1	1	14	19	21	0	0	.391	.392	.783
2014	Binghamton	.326	58	224	33	73	18	0	6	43	0	4	5	16	27	0	0	.378	.487	.864
	Las Vegas	.283	43	152	25	43	6	0	5	21	2	1	1	14	21	0	0	.345	.421	.766
2015	Las Vegas	.224	22	85	7	19	5	1	1	9	0	0	2	3	12	0	0	.267	.341	.608
	NEW YORK-NL	.219	73	233	18	51	9	0	3	21	1	3	4	17	60	0	0	.280	.296	.576
2016	NEW YORK-NL	.197	48	132	6	26	6	0	1	11	0	0	2	17	33	0	0	.298	.265	.563
	Las Vegas	.300	55	190	27	57	11	0	8	40	0	2	2	13	19	0	1	.348	.484	.832
2017	Las Vegas	.328	64	247	37	81	17	1	9	45	0	6	6	16	38	0	0	.375	.514	.889
	NEW YORK-NL	.260	37	100	11	26	5	0	3	13	0	1	3	14	17	1	0	.364	.400	.764
2018	NEW YORK-NL	.210	79	238	33	50	13	2	7	30	1	1	9	28	65	0	1	.315	.370	.685
	Las Vegas	.231	4	13	2	3	0	0	1	3	0	0	0	2	3	0	0	.333	.462	.795
2019	CLEVELAND	.222	59	158	13	35	10	0	3	17	0	1	3	12	31	0	1	.287	.342	.629
	Major League Totals	.218	296	861	81	188	43	2	17	92	2	6	21	88	206	1	2	.304	.332	.636
	Minor League Totals	.296	432	1576	217	467	103	3	45	268	3	21	48	131	197	1	1	.364	.451	.815

2012 Signed by the New York Mets as a 1st-round selection (35th overall) in the June Draft
 2018 On disabled list with a left hand fracture, 4/12-5/27
 2019 Acquired by the Cleveland Indians in exchange for RHP Walker Lockett and INF Sam Haggerty, 1/6
 2020 Signed by the Boston Red Sox as a free agent, 1/2

Postseason Record

AVG	G	AB	R	H	2B	3B	HR	RBI	SH	SF	HB	BB	SO	SB	CS	OBP	SLG	OPS
-	0	0	0	0	0	0	0	0	0	0	0	0	0	0	0	-	-	-

Wild Card Game Record

YEAR	CLUB	AVG	G	AB	R	H	2B	3B	HR	RBI	SH	SF	HB	BB	SO	SB	CS	OBP	SLG	OPS
2016	NYM vs. SF																			

Division Series Record

YEAR	CLUB	AVG	G	AB	R	H	2B	3B	HR	RBI	SH	SF	HB	BB	SO	SB	CS	OBP	SLG	OPS
2015	NYM vs. LAD																			

League Championship Series Record

YEAR	CLUB	AVG	G	AB	R	H	2B	3B	HR	RBI	SH	SF	HB	BB	SO	SB	CS	OBP	SLG	OPS
2015	NYM vs. CHC																			

World Series Record

YEAR	CLUB	AVG	G	AB	R	H	2B	3B	HR	RBI	SH	SF	HB	BB	SO	SB	CS	OBP	SLG	OPS
2015	NYM vs. KC																			

Career Fielding Record

POS	PCT.	G	GS	PO	A	E	TC	DP	CCS	SB	CCS%	PB	PKO	INN	ERA
C	.995	272	238	2085	117	11	2213	7	50	166	23.1	6	0	283.0	3.72
1B	1.000	6	4	28	2	0	30	0							
P	---	4	0	0	0	0	0	0							

Career Single-Game Highs

HITS: 4, 8/16/18-G1 at PHI; **DOUBLES:** 2, 2x, last 5/16/16 at SD; **HOME RUNS:** 1, 17x, last 8/25/19 vs. KC; **RBI:** 4, 2x, last 8/15/18 at BAL; **RUNS:** 3, 2x, last 8/19/18 at PHI; **WALKS:** 3, 2x, last 9/30/17 at PHI; **STRIKEOUTS:** 3, 4x, last 7/24/19 at TOR; **STOLEN BASES:** 1, 9/4/17 vs. PHI; **HITTING STREAK:** 7, 4/29-5/8/15; **EJECTIONS:** None

Home Run Notes

MULTI-HOME RUN GAMES (0); LEADOFF HOME RUNS (0); GRAND SLAMS (1): 8/15/18 at BAL off Evan Phillips; **PINCH-HIT HOME RUNS (0); EXTRA-INNING HOME RUNS (0); GAME-ENDING HOME RUNS (0); INSIDE-THE-PARK HOME RUNS (0)**

Major League Firsts

GAME: 4/21/15 vs. ATL (started at C); **HIT:** 4/21/15 vs. ATL off Trevor Cahill (single, 5th inning); **HOME RUN:** 4/25/15 at NYY off CC Sabathia (2-run, 4th inning); **GAME-ENDING RBI:** N/A

Kevin Plawecki

66 BOBBY POYNER

LHP



Bats: Left • **Throws:** Left • **Height:** 6-0 • **Weight:** 220

Opening Day Age: 27 • **MLB Service:** 109 days

Born: 12/1/1992 in West Palm Beach, FL

Resides: Wellington, FL

Acquired: Selected in the 14th round of the 2015 June Draft

Contract Status: Signed through 2020

Non-Roster Invitee

The Rundown

- Enters his 6th professional season, his 3rd in Major League Spring Training camp.
- Made his 1st career Opening Day roster in 2018 after going to spring training as a non-roster invitee...Made his ML debut, pitching in 20 games over 6 stints with BOS.
- Has held ML left-handed hitters to a .184 AVG (7-for-38) and 0 HR...In September 2019, allowed 0 hits to his 12 LHH faced (0-for-10, BB, HBP).
- Has converted 52 of 60 save opportunities (86.7%), all at the minor league level...Led BOS minor leaguers with 15 saves in 2016.
- In 176 minor league appearances, has recorded a 4.03 SO/BB ratio (274 SO, 68 BB) and a 1.12 WHIP.

Additional Career Highlights

- Walked only 3 of his 93 ML batters faced in 2018.
- Made his ML debut on 3/31/18 at TB and recorded a hold in the Sox' 3-2 win (0.2 IP, ER)...Earned his 1st ML win in the Sox' 12-inning walk-off victory in the 2018 home opener, 4/5 vs. TB (2.0 IP, 0 R).
- His 43 appearances in 2017 were the most among all Red Sox minor leaguers...His 0.94 ERA (4 ER/38.1 IP) with Double-A Portland led the club.
- Pitched for Peoria in the 2017 Arizona Fall League.
- Named Red Sox Minor League Relief Pitcher of the Month for April 2016.

2019 Highlights

- Made 13 relief appearances over 3 stints with BOS.
- Also pitched in 43 games for Triple-A Pawtucket, posting a 3.77 ERA (24 ER/57.1 IP) with 6 saves.
- Matched a career high with 43 minor league games.
- 26 of his 43 outings for the PawSox were scoreless.
- For the PawSox, averaged 10.99 SO/9.0 IP (70 SO).
- Held minor league LHH to a .181 AVG (28-for-155).

RED SOX TO MAKE OPENING DAY ROSTER WITH NO EXPERIENCE ABOVE DOUBLE-A (1981-2019)

Player	Year
3B Shea Hillenbrand	2001
OF Jackie Bradley Jr.	2013
RHP Ben Taylor	2017
LHP Bobby Poyner	2018

2019 Season Timeline

- Began the season with Pawtucket.
- Had a season-high 6 SO on 4/17 vs. Buffalo (2.0 IP).
- Recalled by BOS on 4/20.
- Made 2 appearances for BOS (4/20 at TB, 4/23 vs. DET-G1) before being optioned to Pawtucket on 4/24.
- Recalled by BOS a 2nd time on 6/10.
- Threw a career-high 3.0 IP on 6/11 vs. TEX (6 H, 5 R, HBP, 2 BB, 2 SO)...Was optioned to Pawtucket on 6/12.
- Over 16 appearances with the PawSox from 5/25-7/19, posted a 0.79 ERA (2 ER/22.2 IP), 0.88 WHIP, and .152 opponent AVG (12-for-79).
- Did not allow a run in 10 consecutive appearances from 5/25-6/28 (14.1 IP, 8 H, 6 BB, 15 SO).
- Recalled by BOS on 9/4 and spent the remainder of the season in the majors.
- Posted a 2.35 ERA (2 ER/7.2 IP) in 10 September games...Limited opponents to a .042 AVG (1-for-24), posted a 0.26 WHIP, and had 9 SO to just 1 BB.
- Did not allow a run in his first 7 outings following his recall on 9/4 (6.2 IP).
- Made his 1st career ML start on 9/11 at TOR and retired all 6 batters faced (2.0 IP, 2 SO).
- Allowed 0 hits to LHH in September (12 PA, 0-for-10).

Personal

- 🔥 Full name is Robert William Poyner.
- 🔥 Signed by Stephen Hargett (Red Sox).
- 🔥 Played 4 seasons at the University of Florida... Went 14-10 with a 3.10 ERA (62 ER/180.0 IP) in 89 appearances (15 starts).
- 🔥 Was a 3-time SEC Academic Honor Roll recipient as a finance major.
- 🔥 Was a part of 2 College World Series teams (2012, 2015)...Helped the Gators claim the 2014 SEC Championship and 2015 SEC Tournament title.
- 🔥 In 9 career NCAA tournament games, recorded 12 SO and 0 BB while posting a 1.17 ERA (2 ER/15.1 IP).
- 🔥 Attended Palm Beach Central (FL) High School.

In the Community

- 🔥 As part of the Red Sox Holiday Caravan in December 2018 and 2019, visited children and patients at Boston Medical Center, Dana-Farber Cancer Institute, Mass General Hospital, Shriners Hospital for Children, The BASE, Boston Children's Hospital, and Beth Israel Deaconess Medical Center.
- 🔥 Signed autographs and interacted with fans during Red Sox Winter Weekend in January 2019.
- 🔥 Has taken part in Red Sox Destinations and Gift of Sox events...Visited a community center in Charlestown, MA during the Gift of Sox event in December 2018.
- 🔥 As part of the Red Sox Rookie Development Program in January 2018, helped paint murals at the Dimock Center in Roxbury, MA, and visited patients at Boston Children's Hospital.

Bobby Poyner's Career Record

YEAR	CLUB	W-L	ERA	G-GS	CG-SHO	SV	IP	H	R	ER	HR	HB	BB	SO	SO/9	WHIP	AVG
2015	Lowell	1-2	2.28	17-0	0-0	10	23.2	29	7	6	3	1	2	22	8.37	1.31	.299
2016	Greenville	0-0	0.35	16-0	0-0	11	26.0	11	2	1	0	0	0	32	11.08	0.42	.128
	Salem	3-1	4.99	23-1	0-0	4	39.2	44	24	22	4	1	11	30	6.81	1.39	.278
2017	Salem	2-0	2.45	16-0	0-0	6	22.0	20	7	6	2	0	6	32	13.09	1.18	.233
	Portland	0-1	0.94	27-0	0-0	9	38.1	19	7	4	2	1	11	52	12.21	0.78	.142
2018	BOSTON	1-0	3.22	20-0	0-0	0	22.1	22	8	8	4	2	3	24	9.67	1.12	.256
	Pawtucket	0-0	3.14	33-0	0-0	6	43.0	43	17	15	4	3	11	35	7.33	1.26	.259
	Portland	0-0	0.00	1-1	0-0	0	1.0	1	0	0	0	0	0	1	9.00	1.00	.250
2019	Pawtucket	2-5	3.77	43-1	0-0	6	57.1	47	27	24	9	3	27	70	10.99	1.29	.220
	BOSTON	0-1	6.94	13-1	0-0	0	11.2	10	9	9	2	1	5	11	8.49	1.29	.233
	Major League Totals	1-1	4.50	33-1	0-0	0	34.0	32	17	17	6	3	8	35	9.26	1.18	.248
	Minor League Totals	6-4	2.51	133-2	0-0	46	193.2	167	64	54	15	6	41	204	9.48	1.07	.226

2015 Signed by the Boston Red Sox as a 14th-round selection in the June Draft

2018 On disabled list with a left hamstring strain, 4/12-21

Career Single-Game Highs

INNINGS: 3.0, 6/11/19 vs. TEX; **STRIKEOUTS:** 3, 3x, last 9/8/18 vs. HOU; **HITS:** 6, 6/11/19 vs. TEX; **RUNS:** 5, 6/11/19 vs. TEX; **WALKS:** 2, 6/11/19 vs. TEX; **HOME RUNS:** 1, 6x, last 9/23/19 at TB; **WINNING STREAK:** 1, 4/5/18; **EJECTIONS:** None; **SCORELESS INNINGS STREAK:** 7.2, 6/11-9/21/19

Major League Firsts

APPEARANCE: 3/31/18 at TB (0.2 IP, entered with 2 outs in the 7th inning); **STRIKEOUT:** 4/3/18 at MIA (Lewis Brinson, looking); **WIN:** 4/5/18 vs. TB (2.0 IP); **SAVE:** N/A

93 CÉSAR PUELLO OF



Bats: Right • **Throws:** Right • **Height:** 6-2 • **Weight:** 220
Opening Day Age: 28 • **MLB Service:** 1 year, 144 days
Born: 4/1/1991 in La Romana, DR
Resides: La Romana, DR
Acquired: Signed as a minor league free agent on 2/3/2020
Contract Status: Signed through 2020

Non-Roster Invitee

The Rundown

- 🔥 Enters his 13th professional season, his 1st in the Red Sox organization.
- 🔥 Originally signed by the Mets as an international free agent in 2007 at only 16 years old...Has also played in the Yankees, Rangers, Angels, Rays, Diamondbacks, Giants, and Marlins organizations.
- 🔥 Has appeared in 61 ML games with LAA (2017, '19), TB (2017), and MIA (2019)...Has made 20 starts in LF, 19 in CF, and 7 in RF, recording 4 OF assists.
- 🔥 Has stolen 192 bases in his minor league career, including 45 in 2010.
- 🔥 Has been hit by a pitch 178 times between the majors and minors...Led his league in HBP in 2012, '14, and '16.
- 🔥 In 403 career Triple-A games, has hit .292 with a .391 OBP and a .446 SLG (391-for-1,337, 38 HR)...In those games, has recorded a .299 AVG/.894 OPS against LHP and a .290 AVG/.814 OPS against RHP.

Additional Career Highlights

- 🔥 Was ranked by *Baseball America* as the Mets' No. 3 prospect and best athlete following the 2010 season...Led NYM minor leaguers with 45 steals that season.
- 🔥 Was on the Mets' 40-man roster for nearly 4 years from 2011-15.
- 🔥 In the minors, hit above .300 in 2008 (.305), 2013 (.326), 2017 (.327), and 2018 (.313).
- 🔥 In 2013, named an Eastern League mid-season All-Star and an EL Player of the Week for 6/3-9.
- 🔥 Missed the 2015 season with a stress reaction in his back, appearing in only 1 rehab game.
- 🔥 In 2016, helped Scranton/Wilkes-Barre win the International League championship.

2019 Highlights

- 🔥 Split the season between the Angels and Marlins organizations, batting .248 (31-for-125) with 4 HR, 11 HBP, and a .356 OBP in 44 ML games.
- 🔥 In 48 minor league games, hit .283 (43-for-152) with 7 HR, 11 HBP, and a .414 OBP.
- 🔥 Was in the majors from 5/28-8/4 before spending the final 2 months on the injured list, appearing in 5 rehab games in August.

2019 Season Timeline

- 🔥 Began the season with Triple-A Salt Lake and posted a .296/.431/.504 batting line in 43 games.
- 🔥 Selected to the ML roster on 5/28 and recorded 3 hits with a HR in each of his first 2 games with LAA: 5/29 at OAK (3-for-6, 4 RBI) and 5/30 at SEA (3-for-5).
- 🔥 Also had 3 hits and a HR on 6/8 vs. SEA.
- 🔥 Traded from the Angels to the Marlins in exchange for cash considerations on 6/18...Had recorded a .500 OBP in his 12 games with LAA.
- 🔥 Placed on the 10-day injured list on 8/5 with a left hip flexor strain...Appeared in 1 rehab game with High-A Jupiter (8/23) and 4 with Triple-A New Orleans (8/24-30)...Reinstated from the IL on 9/30.
- 🔥 During his time on an active ML roster (5/28-8/4), ranked 2nd in the majors with 11 HBP.

Personal

- 🔥 Full name is César David Puello (SAY-zar PWAY-oh).
- 🔥 Played baseball and basketball for Santa Rosa de Lima High School in La Romana, Dominican Republic.

César Puello's Career Record

YEAR	CLUB	AVG	G	AB	R	H	2B	3B	HR	RBI	SH	SF	HB	BB	SO	SB	CS	OBP	SLG	OPS
2008	GCL Mets	.305	40	151	24	46	6	0	1	17	0	1	6	5	32	13	5	.350	.364	.714
2009	Kingsport	.296	49	196	37	58	10	0	5	23	1	0	14	10	51	15	5	.373	.423	.796
2010	Savannah	.292	109	404	80	118	22	1	1	34	10	1	22	32	82	45	10	.375	.359	.734
2011	St. Lucie	.259	117	441	67	114	21	5	10	50	3	6	20	18	103	19	9	.313	.397	.710
2012	St. Lucie	.260	66	227	36	59	17	4	4	21	2	0	16	7	58	19	2	.328	.423	.751
2013	Binghamton	.326	91	331	63	108	21	2	16	73	0	2	16	28	82	24	7	.403	.547	.950
2014	Las Vegas	.252	105	318	59	80	20	2	7	37	2	0	21	30	72	13	1	.355	.393	.748
2015	GCL Mets	.000	1	3	0	0	0	0	0	0	0	0	0	0	1	0	0	.000	.000	.000
2016	Scranton/WB	.283	78	230	35	65	13	0	5	31	3	3	18	35	56	18	3	.413	.404	.817
2017	Round Rock	.247	43	162	24	40	8	1	6	27	0	2	3	12	38	5	1	.307	.420	.727
	Salt Lake	.397	44	184	42	73	18	1	7	34	0	1	2	13	44	13	3	.440	.620	1.060
	LOS ANGELES-AL	.250	1	4	0	1	0	0	0	1	0	0	0	0	1	2	0	.250	.250	.500
	TAMPA BAY	.200	16	30	6	6	0	0	0	2	0	0	1	4	11	0	0	.314	.200	.514
2018	Reno	.317	73	249	43	79	10	3	6	33	1	5	16	35	59	6	3	.426	.454	.880
	Sacramento	.289	13	45	5	13	1	0	0	4	0	1	1	5	8	0	1	.365	.311	.676
2019	Salt Lake	.296	43	135	25	40	7	0	7	27	0	0	10	22	37	2	1	.431	.504	.935
	LOS ANGELES-AL	.390	12	41	6	16	3	0	3	12	0	0	6	3	8	0	0	.500	.683	1.183
	MIAMI	.179	32	84	8	15	2	0	1	6	1	0	5	7	30	0	0	.281	.238	.519
	Jupiter	.667	1	3	0	2	0	0	0	1	0	0	0	0	0	0	0	.667	.667	1.333
	New Orleans	.071	4	14	0	1	0	0	0	2	0	0	1	1	3	0	0	.188	.071	.259
Major League Totals		.239	61	159	20	38	5	0	4	21	1	0	12	14	50	2	0	.346	.346	.692
Minor League Totals		.290	877	3093	540	896	174	19	75	414	22	22	166	253	726	192	51	.372	.431	.803

- 2007 Signed by the New York Mets as an international free agent, 7/2
- 2015 Signed by the New York Yankees as a minor league free agent, 12/21
- 2016 Signed by the Texas Rangers as a minor league free agent, 12/1
- 2017 Signed by the Los Angeles Angels as a minor league free agent, 6/3
Claimed off waivers by the Tampa Bay Rays, 8/19
Signed by the Arizona Diamondbacks as a minor league free agent, 12/12
- 2018 Signed by the San Francisco Giants as a minor league free agent, 8/2
Signed by the Los Angeles Angels as a minor league free agent, 11/20
- 2019 Acquired by the Miami Marlins in exchange for cash considerations, 6/18
On injured list with a left hip flexor strain, 8/5-9/29
- 2020 Signed by the Boston Red Sox as a minor league free agent, 2/3

Career Fielding Record

POS	PCT.	G	GS	PO	A	E	TC	DP
OF	.992	50	46	113	4	1	118	0

Career Single-Game Highs

HITS: 3, 4x, last 6/8/19 for LAA vs. SEA; **DOUBLES:** 1, 5x, last 7/26/19 for MIA vs. ARI; **HOME RUNS:** 1, 4x, last 7/24/19 for MIA at CWS; **RBI:** 4, 2x, last 6/8/19 for LAA vs. SEA; **RUNS:** 2, 3x, last 5/30/19 for LAA at SEA; **WALKS:** 2, 2x, last 6/23/19 for MIA at PHI; **STRIKEOUTS:** 3, 6/26/19 for MIA vs. WSH; **STOLEN BASES:** 2, 8/9/17 for LAA vs. BAL; **HITTING STREAK:** 6, 9/28/17-6/2/19; **EJECTIONS:** None

Home Run Notes

MULTI-HOME RUN GAMES (0); LEADOFF HOME RUNS (0); GRAND SLAMS (0); PINCH-HIT HOME RUNS (0); EXTRA-INNING HOME RUNS (0); GAME-ENDING HOME RUNS (0); INSIDE-THE-PARK HOME RUNS (0)

Major League Firsts

GAME: 8/9/17 for LAA vs. BAL (started in LF); **HIT:** 8/9/17 for LAA vs. BAL off Kevin Gausman (single, 4th inning); **HOME RUN:** 5/29/19 at OAK off Yusmeiro Petit (2-run, 7th inning); **GAME-ENDING RBI:** N/A

César Puello

79 DENYI REYES

RHP



Bats: Right • **Throws:** Right • **Height:** 6-4 • **Weight:** 255
Opening Day Age: 23 • **MLB Service:** None
Born: 11/2/1996 in San Cristobal, San Cristobal, DR
Resides: Sabana Grande de Palenque, San Cristobal, DR
Acquired: Signed as an international free agent on 7/2/2014
Contract Status: Signed through 2020

Non-Roster Invitee

The Rundown

- Enters his 6th professional season, all in the Red Sox organization.
- Has recorded a career 5.74 SO/BB ratio (402 SO/70 BB) and a 1.02 WHIP.
- Began 2019 ranked by *Baseball America* as the Red Sox' No. 18 prospect, as well as having the best control in the organization.
- In 2018, named Red Sox Minor League Pitcher of the Year and South Atlantic League Most Outstanding Pitcher.
- Earned both mid-season and post-season All-Star honors in 2018 (South Atlantic League) and 2017 (New York-Penn League).
- In 2018, led Red Sox minor leaguers in wins (12) and ERA (1.97).
- In 2017, won the NYPL's ERA title (1.45) and led the league in WHIP (0.95).
- To begin his professional career in 2015, recorded 46 SO and 0 BB against his first 191 batters faced.

Additional Career Highlights

- Attended his 1st ML Spring Training camp in 2019.
- In 2018, ranked 6th among all minor leaguers in ERA (1.97) and was 4th in WHIP (0.91)...Struck out 145 batters and walked only 19...Threw a 9.0-inning shutout on 5/27/18 at Columbia.
- In 2017, went 9-0 and led all BOS minor leaguers in ERA (1.45)...Among all minor leaguers, ranked 2nd in ERA and 4th in WHIP (0.95)...Was 1 of 3 pitchers in all of Minor League Baseball to win 9+ games with 0 losses.
- Named NYPL Player of the Month for August 2017.
- In 2015, struck out 63 batters and walked only 3 for the Rookie-level Dominican League Red Sox2... Allowed 0 HR...Posted the lowest unintentional BB/9.0 IP rate in the DSL (0.36, 3 BB/75.0 IP).

2019 Highlights

- Spent the entire season with Double-A Portland at only 22 years old, his first experience at that level.
- Ranked 2nd among Double-A pitchers with 151.1 IP.
- Ranked 4th among Eastern League pitchers with a 1.03 WHIP (min. 100.0 IP).
- Led the Sea Dogs in starts (26), innings (151.1), and strikeouts (116), and tied for the lead in wins (8).
- Threw 6.0+ innings in 18 of his 26 starts and 7.0+ innings in 6 of them.
- Averaged only 2.20 BB/9.0 IP (37 BB)...Made 7 starts with 6.0+ IP and 0 BB.
- Made 4 starts in which he received no decision despite throwing 6.0+ innings and allowing 1 or 0 runs.

2019 Season Timeline

- During a 14-start span from 5/19-8/3, went 6-4 with a 2.66 ERA, a 0.98 WHIP, and a .216 opponent AVG (88.0 IP, 70 H, 26 ER, 16 BB, 64 SO).
- Among qualified pitchers in that time, led the Eastern League in WHIP (0.98), ranked 2nd in ERA (2.66), and ranked 3rd in innings (88.0) and opponent AVG (.216).
- Threw 6.0+ innings in 13 consecutive starts from 5/24-8/3...Allowed 2 ER or fewer in 9 of those.
- Made consecutive scoreless starts on 5/24 vs. Altoona (6.0 IP, 0 BB, 8 SO) and 5/30 at Hartford (6.0 IP, 1 H).
- Threw a season-high 8.0 innings on 6/28 at Reading.
- In a 7-start span from 6/28-8/3, went 4-0 with a 1.72 ERA and a .203 opponent AVG (47.0 IP, 35 H, 9 ER, 5 BB).
- Made consecutive scoreless starts on 7/18 at Harrisburg (7.0 IP) and 7/23 vs. Hartford (6.0 IP).
- In his final 4 starts, recorded 19 SO and 2 BB.

Personal

- Signed by Manny Manita and Eddie Romero (Red Sox).

Denyi Reyes's Career Record

YEAR	CLUB	W-L	ERA	G-GS	CG-SHO	SV	IP	H	R	ER	HR	HB	BB	SO	SO/9	WHIP	AVG
2015	DSL Red Sox2	7-1	2.88	15-14	0-0	0	75.0	73	28	24	0	4	3	63	7.56	1.01	.253
2016	GCL Red Sox	4-1	2.34	9-3	0-0	0	34.2	30	13	9	3	0	4	25	6.49	0.98	.222
2017	Lowell	9-0	1.45	15-0	0-0	0	62.0	52	13	10	3	1	7	53	7.69	0.95	.221
2018	Greenville	10-3	1.89	21-18	2-1	0	123.2	92	33	26	11	4	13	122	8.88	0.85	.201
	Salem	2-2	2.25	6-6	0-0	0	32.0	30	13	8	2	1	6	23	6.47	1.13	.242
2019	Portland	8-12	4.16	26-26	0-0	0	151.1	142	74	70	14	6	37	116	6.90	1.18	.243
Minor League Totals		40-19	2.76	92-67	2-1	0	478.2	419	174	147	33	16	70	402	7.56	1.02	.230

2014 Signed by the Boston Red Sox as an international free agent, 7/2

57 EDUARDO RODRIGUEZ

LHP



Bats: Left • **Throws:** Left • **Height:** 6-2 • **Weight:** 231
Opening Day Age: 26 • **MLB Service:** 4 years, 130 days
Born: 4/7/1993 in Valencia, Carabobo, VZ
Resides: Miami, FL
Acquired: From the Baltimore Orioles in exchange for LHP Andrew Miller on 7/31/2014
Contract Status: Signed through 2020

The Rundown

- 🔥 Entering his 11th professional season, his 7th in the Red Sox organization...Acquired by the Sox at the 2014 Trade Deadline in exchange for LHP Andrew Miller.
- 🔥 Helped the Sox win the 2018 World Series, making 27 appearances in the regular season and 7 in the Postseason.
- 🔥 Spent the first 4+ years of his career in BAL's system (2010-14), but made his ML debut with BOS in 2015 at only 22 years old.
- 🔥 Made his 1st career Opening Day roster in 2017... Opened the 2016 and 2018 seasons on the disabled list.
- 🔥 Recognized by the Boston Baseball Writers as Red Sox Pitcher of the Year in 2015 and 2019, as well as the club's Rookie of the Year in 2015.
- 🔥 The Red Sox are 79-43 (.648) in his starts, including 45-12 (.789) since the start of the 2018 season.
- 🔥 Finished 6th in 2019 AL Cy Young Award voting.
- 🔥 Is 1 of 30 pitchers to make 20+ starts in each of the last 5 seasons (2015-19).
- 🔥 Is 1 of only 4 Venezuelan-born pitchers to start a World Series game (2018), joining Les Straker (1987-MIN), Freddy Garcia (2005-CWS), and Anibal Sanchez (2012-DET).

Additional Career Highlights

- 🔥 Is the only pitcher in baseball history to throw at least 6.0 innings while allowing no more than 1 run or 3 hits in each of his first 3 ML games.
- 🔥 Is 40-2 with a 3.22 ERA (128 ER/357.1 IP) when receiving at least 4 runs of support...The Red Sox are 52-7 (.881) in those games, including 35-2 (.946) going back to September 2017.

HIGHEST TEAM WINNING % IN A PITCHER'S STARTS, 2018-19

Rk.	Pitcher	W-L %
1.	Eduardo Rodriguez (BOS)	.789 (45-12)
2.	Gerrit Cole (HOU)	.769 (50-15)
3.	Clayton Kershaw (LAD)	.685 (37-17)

Min. 50 starts

- 🔥 The Red Sox are 50-14 (.781) when Rodriguez throws 6.0+ innings...He is 38-6 with a 2.34 ERA (108 ER/414.2 IP) in those 64 games.
- 🔥 Appeared in 7 Postseason games in 2018, including multiple games in each round...Made his lone start in Game 4 of the World Series at LAD, throwing 5.0 scoreless frames before surrendering 4 runs in the 6th inning.
- 🔥 Prior to the 2017 season, named to Venezuela's roster as a designated pool pitcher in the World Baseball Classic, but did not play in the tournament.
- 🔥 Struck out a career-high 13 hitters in 5.1 IP on 9/25/16 at TB...Struck out his final 6 batters faced, combining with Heath Hembree (5 straight SO) to set a ML team record by striking out 11 consecutive batters.
- 🔥 His 13 SO on 9/25/16 at TB are tied for the most by a pitcher in an outing of 5.1 IP or shorter in the Live Ball Era (also Zack Greinke on 9/25/12 vs. SEA, Alex Cobb on 5/10/13 vs. SD, and Matthew Boyd on 7/4/19 at CWS).
- 🔥 Lost a no-hitter with 2 outs in the 8th inning on 9/4/16 at OAK (Marcus Semien single)...Finished with 1 hit allowed over 8.0 scoreless innings.

Eduardo Rodriguez

EDUARDO LENDS A HAND

From Peter Abraham of *The Boston Globe* on August 10, 2019:

Eduardo Rodriguez did a good thing you should know about.

When a team of Little League kids (8-10-year-old division) from Maracaibo, Venezuela, qualified for the Latin America championship tournament in Mexico, Rodriguez paid the airfare so the team could attend.

The team had appealed for help from the government and other sources in Venezuela but struck out each time. They even slept on the streets of Caracas while on a fund-raising trip but found no assistance in a country devastated by poverty. It appeared likely at one point that the team wouldn't get to Mexico.

Rodriguez got word of their plight and arranged for the tickets. The team arrived in Mexico after the opening ceremony, but won the tournament by beating Guatemala, Panama, Puerto Rico, and Mexico twice before swamping Curacao, 13-5, in the championship game.

They arrived back in Maracaibo to a celebration attended by 2,000 people at Edgar Ferrer Stadium.

It was an uplifting moment for the city, a place plagued with power outages, food shortages, and a lack of proper medical care. The 14 players are now known as the "Heroes of San Miguel" for the part of the city they're from.

Eduardo Rodriguez, Continued

MLB WINS LEADERS IN 2019

Rk.	Pitcher	Wins
1.	Justin Verlander (HOU)	21
2.	Gerrit Cole (HOU)	20
3.	Eduardo Rodriguez (BOS)	19

RODRIGUEZ'S MLB RANKINGS FROM 7/1 THROUGH THE END OF THE 2019 SEASON

Stat	AL	MLB
105.2 IP	3rd	5th
17 starts	T-1st	T-1st
2.90 ERA	4th	10th
11 wins	T-3rd	T-3rd
0.77 HR/9.0 IP	3rd	5th
111 SO	7th	T-14th

Min. 15 starts

RODRIGUEZ'S SCORELESS STARTS IN 2019

Game	Stats
5/10 vs. SEA	7.0 IP, 5 H, 1 BB, 5 SO
7/22 at TB	7.0 IP, 2 H, 4 BB, 6 SO
8/17 vs. BAL	7.1 IP, 4 H, 2 BB, 4 SO
8/23 at SD	7.0 IP, 5 H, 1 BB, 6 SO
9/4 vs. MIN	7.0 IP, 5 H, 4 BB, 8 SO

MOST STARTS WITH 6.0+ INNINGS AND 1 OR 0 RUNS ALLOWED IN 2019 (A.L.)

Rk.	Pitcher	Starts
T1.	Gerrit Cole (HOU)	15
T1.	Justin Verlander (HOU)	15
3.	Eduardo Rodriguez (BOS)	13

Minor League Career Highlights

- 🔥 Made his pro debut in 2010 with the Dominican Summer League Orioles...Led them in ERA (2.33) and strikeouts (62).
- 🔥 Ranked by *Baseball America* as one of his organization's top prospects after the 2012 (BAL No. 5), 2013 (BAL No. 3), 2014 (BOS No. 4), and 2015 (BOS No. 4) seasons.
- 🔥 After the 2013 season, ranked by *Baseball America* as the No. 65 prospect in baseball.
- 🔥 In 2013, was named to the Carolina League Mid-Season All-Star Team, played in the MLB All-Star Futures Game, and was named Orioles Minor League Pitcher of the Month for May.
- 🔥 Pitched for Surprise in the Arizona Fall League after the 2013 season, making 5 starts...Earned the win in the AFL championship game (3.0 IP, 0 R, 2 H, 4 SO).

2019 Highlights

- 🔥 Went 19-6 with a 3.81 ERA (86 ER/203.1 IP)...His 19 wins ranked 3rd in the majors and marked a career high... Also had career bests in starts (34), innings (203.1), and strikeouts (213).
- 🔥 Posted a 4.79 ERA (52 ER/97.2 IP) through June, then went 11-2 with a 2.90 ERA (34 ER/105.2 IP) in 17 starts from 7/1 through the end of the season.
- 🔥 Tossed 7.0+ innings in 9 games, after doing so 0 times in 2018...The Sox won each of those 9 games...Threw 7.0+ scoreless innings 5 times, tied with Lucas Giolito for 2nd-most in the AL (Mike Minor-6).
- 🔥 His 34 starts were tied with 7 other pitchers for most in the majors.
- 🔥 The Red Sox went 26-8 (.765) in his starts...The only other pitcher to start as many as 25 team wins in 2019 was HOU's Gerrit Cole (the Astros were 26-7 in his starts).
- 🔥 Prior to Rodriguez, the last Red Sox LHPs to win 19+ games in a season were Jon Lester (19 in 2010) and Mel Parnell (21 in 1953).
- 🔥 Was 1 of 15 pitchers to throw 200.0+ innings in 2019, and 1 of only 5 LHPs to do so...Was 1 of 24 pitchers to strike out 200+ batters, and 1 of only 7 LHPs to do so.

- 🔥 Had the 3rd-most starts in the AL with 6.0+ innings and 1 or 0 runs allowed (13), trailing only HOU's Gerrit Cole and Justin Verlander, who were tied with 15 starts each.
- 🔥 In 16 starts at Fenway Park, was 9-2 with a 3.07 ERA (34 ER/99.2 IP)...The Sox went 14-2 in those games.
- 🔥 Went 10-4 on the road, 1 of only 4 pitchers with 10+ road victories (also Justin Verlander-11, Domingo Germán-10, and Zack Greinke-10).
- 🔥 Led MLB with an average of 7.88 runs of support per start...Went 19-1 with a 3.46 ERA (65 ER/169.0 IP) when receiving at least 3 runs of support, with the Red Sox going 25-3 (.893) in those games.
- 🔥 Went 5.0+ innings in his final 28 starts (beginning 5/4), tied with Gerrit Cole and Lance Lynn for MLB's 2nd-longest streak of 2019 (Justin Verlander-32)...In those games, was 17-4 with a 3.39 ERA (65 ER/172.2 IP).
- 🔥 The Sox went 18-3 when Rodriguez threw 6.0+ innings, including 12-0 from 4/12-7/22...Allowed 1 or 0 runs in 13 of those games.
- 🔥 The Sox were 6-0 in his Interleague starts...In those games, he was 4-0 with a 2.63 ERA (11 ER/37.2 IP)...He struck out 10+ batters in 4 of the 6 starts...He threw 6.0+ innings and allowed 0 or 1 ER in 4 of them.

2019 Season Timeline

- 🔥 Allowed a combined 11 ER in 8.0 IP in his first 2 starts of 2019, both Red Sox losses...The Sox then won each of his next 7 starts from 4/12-5/15.
- 🔥 Made his 100th career regular-season start on 6/4 at KC (5.2 IP, 6 H, 2 ER, 0 BB, 7 SO).
- 🔥 Went 10-2 with a 2.31 ERA (24 ER/93.2 IP) in his 15 starts from 7/5-9/19...The Sox were 12-3 in those games.
- 🔥 In his 5 July starts, went 5-0 with a 2.03 ERA (7 ER/31.0 IP) and a .189 opponent AVG.
- 🔥 Threw 7.0+ scoreless innings 4 times in a span of 9 starts from 7/22-9/4, including in back-to-back starts on 8/17 vs. BAL (7.1 IP) and 8/23 at SD (7.0 IP).
- 🔥 That was the first time he had gone 7.0+ innings in back-to-back starts since his first 2 career starts.

- 🔴 In 7 starts from 8/17-9/19, posted a 1.20 ERA (6 ER/45.0 IP)...Allowed 0 or 1 ER in 6 of the 7 outings.
- 🔴 Picked up his 50th career regular-season win on 9/19 vs. SF (6.0 IP, 3 H, 1 ER, 2 BB, 10 SO).
- 🔴 Struck out the Rangers' Delino DeShields in the bottom of the 1st inning on 9/24 for his 200th SO of the season.
- 🔴 Recorded 10+ SO in consecutive starts for the 1st time in his career on 9/14 at PHI (12) and 9/19 vs. SF (10).
- 🔴 Went 6-1 in his last 10 starts to end the season...The lone loss came on 9/9 vs. NYY (6.0 IP, 1 ER).

Personal

- 🔴 Full name is Eduardo Jose Rodriguez.
- 🔴 Signed by Calvin Maduro (Orioles).

In the Community

- 🔴 Joined a number of big leaguers on a goodwill trip to Colombia in December 2019, helping to hold clinics for Colombian and Venezuelan kids, as well as donating baseball equipment.
- 🔴 Attended Red Sox Winter Weekend each January from 2016-19, signing autographs, posing for pictures with fans, and taking part in other panels and events.
- 🔴 Has met with Jimmy Fund patients at jetBlue Park and Fenway Park, including in 2015 as part of the Rookie Development Program...Has also visited patients at Boston Children's Hospital.
- 🔴 Has taken part in Red Sox Destinations events, interacting with fans as part of a VIP experience.
- 🔴 Has participated in events that benefit the Red Sox Foundation, including Casino Night and Picnic in the Park.

RODRIGUEZ'S FIRST 6 STARTS AGAINST THE YANKEES

Game	Dec.	Stats
7/11/15 vs. NYY	W	6.1 IP, 2 ER
8/6/15 at NYY	L	7.0 IP, 2 ER
8/31/15 vs. NYY	W	5.0 IP, 1 ER
9/28/15 at NYY	W	6.0 IP, 1 ER
7/16/16 at NYY	W	7.0 IP, 1 ER
8/11/16 vs. NYY	ND	7.0 IP, 1 ER
Totals: 4-1, 1.88 ERA (8 ER/38.1 IP)		

I HEART NEW YORK

- 🔴 Rodriguez is the only Red Sox pitcher ever to give up 2 or fewer ER in each of his first 5 career starts vs. NYY (since ER became an official stat in the AL in 1913).
- 🔴 In 2015, Rodriguez became the 1st Red Sox LHP age 22 or younger to defeat the Yankees 3+ times in a season since Babe Ruth in 1917.
- 🔴 Rodriguez is 1 of 4 pitchers in Yankee Stadium history (1923-present) to pitch 6.0+ innings and allow 2 runs or fewer in each of his first 4 starts at the venue as a visitor...The others are Rudy May (5 GS, 1965-70), Jim Merritt (5 GS, 1965-67), and Hank Aguirre (4 GS, 1960-63).

WHAT A DEBUT

Rodriguez's first 3 ML starts came on 5/28/15 at TEX (7.2 IP, 3 H, 0 R), 6/3/15 vs. MIN (7.0 IP, 2 H, 1 R), and 6/9/15 at BAL (6.0 IP, 3 H, 0 R), as he posted a 0.44 ERA and a .116 opponent AVG in that time:

- 🔴 Was the 1st pitcher in MLB history to throw 6.0+ innings while allowing no more than 1 run or 3 hits in each of his first 3 ML games.
- 🔴 Elias also says he was the 1st pitcher to begin a career with 3 straight starts of 6.0+ IP, 7+ SO, and 1 ER or fewer since ER became an official stat in 1912.
- 🔴 Became the 1st pitcher in Red Sox history to go at least 7.2 IP, allow no runs, give up 3 hits or less, and strike out 7+ batters in his ML debut.
- 🔴 Recorded the longest scoreless outing for a Red Sox pitcher in his ML debut since Billy Rohr on 4/14/67 at NYY (9.0 IP).
- 🔴 Was 22 years, 51 days old on 5/28/15, the youngest Red Sox left-hander to start and win his ML debut since Billy Rohr at 21 years old in 1967.

Rodriguez made 21 starts as a rookie in 2015, going 10-6 with a 3.85 ERA:

- 🔴 Led AL rookies in wins...Was the Sox' 1st left-handed rookie with 10+ wins since John Curtis in 1972 (11-8)...His 13 quality starts were the most by a lefty rookie with BOS since Hal Wiltse in 1926 (15).
- 🔴 Was the 1st Red Sox to win 10+ games and post a sub-4.00 ERA before turning 23 since Mike Nagy in 1969...Was the 1st Red Sox LHP to do that since Babe Ruth in 3 straight years, 1915-17 (source: Elias).
- 🔴 Went at least 5.0 IP and allowed 1 or 0 ER in 12 of his starts, tying for the most such starts through any player's first 21 career ML games in the Live Ball Era (also Mike Soroka, Stephen Strasburg, Matt Harvey, Dwight Gooden, Cal Eldred)...Rodriguez is the only LHP on that list.
- 🔴 Matched Dwight Gooden (1984) as the only pitchers with 12 such starts within their first 21 games, all in the same season.

REPRESENTING VENEZUELA

- 🔴 Rodriguez is only the 3rd Venezuelan-born pitcher to win 19+ games in a season, joining Johan Santana (20 in 2004, 19 in 2006) and Félix Hernández (19 in 2009).
- 🔴 Rodriguez is the 12th Venezuelan-born pitcher to throw 200.0+ innings in a season... At 26 years old, he is the youngest to do so since Félix Hernández in 2012 for SEA.
- 🔴 His .760 win % is tied for the 3rd-highest in a season by a Venezuelan-born pitcher (min. 20 GS), behind only Félix Hernández (.792 in 2009) and Johan Santana (.769 in 2004).

Eduardo Rodriguez, Continued

RED SOX TO MAKE 20+ STARTS IN EACH OF THEIR FIRST 5 MLB SEASONS

Pitcher	Years
Eduardo Rodriguez	2015-19
Tom Brewer	1954-58
Dutch Leonard	1913-17

RODRIGUEZ'S NO-HIT BIDS

Game	Hitless IP
8/16/16 at BAL	4.0
9/4/16 at OAK	7.2
9/20/16 at BAL	4.2
4/23/17 at BAL	4.0

Eduardo Rodriguez's Career Record

YEAR	CLUB	W-L	ERA	G-GS	CG-SHO	SV	IP	H	R	ER	HR	HB	BB	SO	SO/9	WHIP	AVG
2010	DSL Orioles	3-4	2.33	12-12	1-1	0	65.2	49	26	17	0	0	28	62	8.56	1.17	.213
2011	GCL Orioles	1-1	1.81	11-10	0-0	1	44.2	28	17	9	0	2	17	46	9.37	1.01	.177
	Aberdeen	0-0	6.75	1-1	0-0	0	4.0	6	3	3	1	0	1	4	9.00	1.75	.333
2012	Delmarva	5-7	3.70	22-22	1-0	0	107.0	103	56	44	4	5	30	73	6.14	1.24	.251
2013	Frederick	6-4	2.85	14-14	0-0	0	85.1	78	36	27	4	2	25	66	6.98	1.21	.245
	Bowie	4-3	4.22	11-11	1-0	0	59.2	53	28	28	5	2	24	59	8.97	1.29	.237
2014	Bowie	3-7	4.79	16-16	1-0	0	82.2	90	50	44	5	0	29	69	7.55	1.44	.274
	Portland	3-1	0.96	6-6	0-0	0	37.1	30	4	4	1	2	8	39	9.46	1.02	.222
2015	Pawtucket	4-3	2.98	8-8	1-0	0	48.1	46	22	16	2	0	7	44	8.23	1.10	.256
	BOSTON	10-6	3.85	21-21	0-0	0	121.2	120	55	52	13	4	37	98	7.25	1.29	.255
2016	Pawtucket	0-4	3.08	7-7	0-0	0	38.0	33	15	13	6	1	7	24	5.68	1.05	.231
	BOSTON	3-7	4.71	20-20	0-0	0	107.0	99	58	56	16	3	40	100	8.41	1.30	.241
2017	BOSTON	6-7	4.19	25-24	0-0	0	137.1	126	66	64	19	5	50	150	9.83	1.28	.241
	Portland	0-1	15.00	1-1	0-0	0	3.0	9	6	5	1	0	0	3	9.00	3.00	.529
	Pawtucket	0-1	4.35	2-2	0-0	0	10.1	10	5	5	0	1	5	12	10.69	1.45	.263
2018	BOSTON	13-5	3.82	27-23	0-0	0	129.2	119	56	55	16	4	45	146	10.13	1.26	.238
	Portland	0-0	0.00	2-2	0-0	0	8.0	3	0	0	0	0	4	14	15.75	0.88	.111
2019	BOSTON	19-6	3.81	34-34	0-0	0	203.1	195	88	86	24	7	75	213	9.43	1.33	.253
Major League Totals		51-31	4.03	127-122	0-0	0	699.0	659	323	313	88	23	247	707	9.10	1.30	.246
Minor League Totals		29-36	3.26	113-112	5-1	1	594.0	538	268	215	29	15	185	515	7.80	1.22	.241

- 2010 Signed by the Baltimore Orioles as an international free agent, 1/28
- 2014 Acquired by the Boston Red Sox in exchange for LHP Andrew Miller, 7/31
- 2016 On disabled list with a right patella subluxation, 4/3-5/31
- 2017 On disabled list with a right knee subluxation, 6/2-7/16
- 2018 On disabled list recovering from right knee surgery, 3/26-4/7
On disabled list with a right ankle sprain, 7/15-8/30

Postseason Record

W-L	ERA	G-GS	CG-SHO	SV	IP	H	R	ER	HR	HB	BB	SO	SO/9	WHIP	AVG
0-0	8.10	8-1	0-0	0	10.0	7	9	9	2	2	5	11	9.90	1.20	.189

Division Series Record

YEAR	CLUB	W-L	ERA	G-GS	CG-SHO	SV	IP	H	R	ER	HR	HB	BB	SO	SO/9	WHIP	AVG
2016	BOS vs. CLE							Did Not Pitch									
2017	BOS vs. HOU	0-0	-	1-0	0-0	0	0.0	1	2	2	0	1	0	0	-	-	1.000
2018	BOS vs. NYY	0-0	10.13	2-0	0-0	0	2.2	2	3	3	1	0	2	2	6.75	1.50	.200
Division Series Totals		0-0	16.88	3-0	0-0	0	2.2	3	5	5	1	1	2	2	6.75	1.88	.273

League Championship Series Record

YEAR	CLUB	W-L	ERA	G-GS	CG-SHO	SV	IP	H	R	ER	HR	HB	BB	SO	SO/9	WHIP	AVG
2018	BOS vs. HOU	0-0	0.00	2-0	0-0	0	1.0	0	0	0	0	0	1	2	18.00	1.00	.000

World Series Record

YEAR	CLUB	W-L	ERA	G-GS	CG-SHO	SV	IP	H	R	ER	HR	HB	BB	SO	SO/9	WHIP	AVG
2018	BOS vs. LAD	0-0	5.68	3-1	0-0	0	6.1	4	4	4	1	1	2	7	9.95	0.95	.174

Career Batting Totals

	AVG	G	AB	R	H	2B	3B	HR	RBI	SH	SF	HB	BB	SO	SB	CS	E
Major League Totals	.000	127	20	1	0	0	0	0	0	3	0	0	0	10	0	0	0

Career Single-Game Highs

INNINGS: 8.0, 3x, last 5/21/17 at OAK; **LOW-HIT COMPLETE GAME:** None; **STRIKEOUTS:** 13, 9/25/16 at TB; **HITS:** 11, 2x, last 9/24/19 at TEX; **RUNS:** 9, 2x, last 6/27/16 at TB; **WALKS:** 7, 9/20/18 at NYY; **HOME RUNS:** 4, 2x, last 6/11/17 at BAL; **EJECTIONS:** None; **SCORELESS INNINGS STREAK:** 24.0, 6/29-9/1/18

Major League Firsts

GAME: 5/28/15 at TEX (start, 7.2 IP); **WIN:** 5/28/15 at TEX (7.2 IP); **STRIKEOUT:** 5/28/15 at TEX (Prince Fielder, swinging)

41 CHRIS SALE

LHP

Bats: Left • **Throws:** Left • **Height:** 6-6 • **Weight:** 183
Opening Day Age: 30 • **MLB Service:** 9 years, 61 days
Born: 3/30/1989 in Lakeland, FL
Resides: Fort Myers, FL
Acquired: From the Chicago White Sox in exchange for 4 minor league players on 12/6/2016
Contract Status: Signed through 2024



The Rundown

- 🔴 Enters his 11th ML season, his 4th with the Red Sox.
- 🔴 Signed a 5-year contract extension on 3/23/19.
- 🔴 Pitched in relief in 2010 and 2011, then finished in the top 6 in Cy Young Award voting in each of his first 7 seasons as a starter (2012-18)...Is the only pitcher ever to finish in the top 6 in AL Cy Young Award voting in 7 straight seasons.
- 🔴 Is a 7-time All-Star (2012-18)...Started 3 consecutive All-Star Games for the AL from 2016-18.
- 🔴 Has made 5 Opening Day starts (2013, '14, '16, '18, '19).
- 🔴 Has struck out 30.7% of his batters faced, the highest rate in the Live Ball Era (min. 1,000.0 IP).
- 🔴 Has recorded 200+ SO in each of the last 7 seasons (2013-19), including a career-best 308 in 2017.
- 🔴 Has made 25+ starts in each of the last 8 seasons (2012-19)...The only other AL pitcher to do that is Rick Porcello.
- 🔴 Closed out the 2018 World Series by striking out the side in the 9th inning of Game 5 at Dodger Stadium.
- 🔴 Made his ML debut only 60 days after being selected 13th overall by the White Sox in the 2010 June Draft.
- 🔴 He and his wife, Brianne, have 3 sons: Rylan, Brayson, and Camden...Chris and Brianne donated \$1 million to their alma mater, Florida Gulf Coast University, in 2019.



Chris struck out Manny Machado for the final out of the 2018 World Series.

SALE'S CY YOUNG AWARD FINISHES

2012.....	6th
2013.....	5th
2014.....	3rd
2015.....	4th
2016.....	5th
2017.....	2nd
2018.....	4th

The only other pitchers to finish in the top 6 in Cy Young Award voting in as many as 7 consecutive years are Greg Maddux (1992-98), Clayton Kershaw (2011-17), and Max Scherzer (2013-19).

CHRIS SALE'S RANKINGS SINCE BECOMING A STARTER (2012-19)

Stat	AL (MLB)
1,896 SO	1st (2nd)
3.05 ERA	1st (5th)
1.03 WHIP	1st (3rd)
11.11 SO/9.0 IP	1st (3rd)
5.63 SO/BB	1st (2nd)
.219 opponent AVG	1st (4th)
.626 opponent OPS	1st (4th)
78 games w/10+ SO	1st (2nd)
40 games w/12+ SO	1st (1st)
<i>*Min. 1,000.0 IP</i>	

LEAGUE LEADER

Chris has led the AL in the following categories:

Strikeouts	Innings Pitched
2015 - 274	2017 - 214.1 (led MLB)
2017 - 308 (led MLB)	
	Complete Games
SO/9.0 IP	2013 - 4 (tied)
2014 - 10.76	2016 - 6 (led MLB)
2015 - 11.82 (led MLB)	
2017 - 12.93 (led MLB)	SO/BB
	2015 - 6.52

**Qualifying seasons only*

Chris Sale, Continued

CHRIS SALE IN THE LIVE BALL ERA (1920-2019)

Rk.	Pitcher	SO%
1.	Chris Sale	30.7
2.	Yu Darvish	29.8
3.	Stephen Strasburg	29.1
4.	Max Scherzer	29.0
5.	Jacob deGrom	28.6
6.	Randy Johnson	28.6
7.	Pedro Martinez	27.7

Rk.	Pitcher	SO/BB
1.	Chris Sale	5.37
2.	Corey Kluber	5.00
3.	Masahiro Tanaka	4.74

Rk.	Pitcher	SO/9.0 IP
1.	Yu Darvish	11.12
2.	Chris Sale	11.08
3.	Randy Johnson	10.61

Rk.	Pitcher	WHIP
1.	Mariano Rivera	1.00
2.	Clayton Kershaw	1.01
3.	Chris Sale	1.03
4.	Jacob deGrom	1.05
5.	Pedro Martinez	1.05

*Min. 1,000.0 IP

RECORD BREAKER

Chris reached 1,500 and 2,000 strikeouts in fewer innings than any other pitcher in ML history:

SO	IP	Previous ML Record
1,500	1,290.0	1,303.0 (Kerry Wood)
2,000	1,626.0	1,711.1 (Pedro Martinez)

*Source: Elias Sports Bureau

HIGHEST SO/9.0 IP RATIO IN A SINGLE SEASON (1920-2019)

Rk.	Pitcher (Club)	Year	SO/9.0
1.	Gerrit Cole (HOU)	2019	13.82
2.	Chris Sale (BOS)	2018	13.50
3.	Randy Johnson (ARI)	2001	13.41
4.	Pedro Martinez (BOS)	1999	13.20
5.	Chris Sale (BOS)	2017	12.93

Min. 150.0 IP

HIGHEST STRIKEOUT % IN A SINGLE SEASON (1920-2019)

Rk.	Pitcher (Club)	Year	SO%
1.	Gerrit Cole (HOU)	2019	39.9
2.	Chris Sale (BOS)	2018	38.4
3.	Pedro Martinez (BOS)	1999	37.5
4.	Randy Johnson (ARI)	2001	37.4
5.	Chris Sale (BOS)	2017	36.2
6.	Pedro Martinez (BOS)	2001	35.7
7.	Chris Sale (BOS)	2019	35.6

Min. 100.0 IP

MOST CONSECUTIVE SEASONS WITH 200+ STRIKEOUTS

Rk.	Pitcher	Seasons
T1.	Roger Clemens	9 (1986-92)
T1.	Tom Seaver	9 (1968-76)
3.	Max Scherzer	8 (2012-19)
T4.	Walter Johnson	7 (1910-16)
T4.	Chris Sale	7 (2013-19)

Major League Records

👉 Joins Lefty Grove as the only pitchers ever to record multiple immaculate innings in a single season (5/8/19 at BAL and 6/5/19 at KC).

👉 Started 3 consecutive All-Star Games from 2016-18, matching the longest streak in MLB history (also Lefty Gomez, 1933-35; and Robin Roberts, 1953-55).

👉 Is the only pitcher ever to start consecutive All-Star Games for 2 different organizations (2016-CWS, 2017-BOS).

👉 His average of 14.09 SO/9.0 IP in 2018 is the highest ever for a pitcher in a single Postseason (min. 15.0 IP).

👉 Is the only pitcher since 1900 with 10+ SO in 4 straight starts while increasing his total in each outing (source: Elias)...Had 10 SO on 5/23/15 vs. MIN, 12 on 5/28/15 at BAL, 13 on 6/3/15 at TEX, and 14 on 6/8/15 vs. HOU.

👉 Holds the single-season AL record for SO/9.0 IP prior to the All-Star break (13.12 in 2018) (min. 15 GS).

👉 Reached 1,500 and 2,000 strikeouts in fewer innings than any other pitcher in history (see table on left).

👉 Has recorded 7 seasons with 200+ SO and 50 or fewer BB, the most in MLB history...The only other pitchers with as many as 5 such seasons are Hall of Famers Pedro Martinez and Roy Halladay (5 each).

👉 Holds single-season records for most strikeouts on the road (191 in 2017) and games with 10+ SO on the road (13 in 2017).

👉 Owns MLB's longest streak with 11+ SO and 1 BB or fewer (5 from 6/19-7/11/18)...No other pitcher has done that in as many as 4 consecutive starts (source: Elias).

👉 Recorded 3 consecutive starts of 12+ SO with 1 or 0 runs allowed from 5/28-6/8/15, joining Sandy Koufax (3 straight in 1965) as the only ML pitchers since 1900 to do that (source: Elias).

👉 Struck out 10+ batters in 8 straight appearances from 5/23-6/30/15 and again from 4/10-5/19/17...Is the only pitcher with multiple double-digit strikeout performances of at least 8 games (source: Elias).

👉 In 10 starts from 6/8-8/12/18, struck out 109 batters with a 0.69 ERA (5 ER/65.0 IP)...According to Elias, he is the only pitcher ever with 100+ SO and 5 ER or fewer allowed over any 10-start span since ER became an official stat in 1912...He also accomplished that feat in his 10 starts from 6/13-9/11/18 (101 SO, 4 ER).

👉 Recorded 12+ SO on just 68 pitches on 8/12/18 at BAL...Is the only ML pitcher on record to finish a start with 12+ SO on 70 or fewer pitches.

👉 Is the only pitcher in MLB history with multiple outings of 10+ SO and 1 or 0 hits vs. NYY, having done so on 5/22/14 with CWS and 6/30/18 with BOS (source: Elias).

MOST GAMES WITH 10+ STRIKEOUTS, RED SOX HISTORY

Rk.	Pitcher	Games
1.	Pedro Martinez	72
2.	Roger Clemens	68
3.	Chris Sale	43

MOST GAMES WITH 12+ STRIKEOUTS, RED SOX HISTORY

Rk.	Pitcher	Games
1.	Pedro Martinez	30
T2.	Roger Clemens	20
T2.	Chris Sale	20

Red Sox Records

👉 Is the only pitcher ever to start multiple All-Star Games as a Red Sox (2017, 2018).

👉 Holds the Red Sox' single-season record for strikeouts by a LHP (308 in 2017).

👉 Holds the Red Sox' single-season record for strikeouts prior to the All-Star break (188 in 2018), as well as most games with 10+ strikeouts prior to the break (12 in 2017).

👉 Holds the Red Sox' single-season record for SO/9.0 IP prior to the All-Star break (13.12 in 2018), which is also the highest mark in AL history (min. 15 GS).

👉 Is the only pitcher in Fenway Park history to allow 0 runs and strike out 10+ batters in 3 straight starts at the venue (6/24-7/27/18)...The only other pitchers in the Live Ball Era to record 3 consecutive home starts with 10+ SO and 0 R are Randy Johnson (1998) and Sandy Koufax (1965).

👉 In June/July 2018, joined Pedro Martinez (April/May 1999) as the only Red Sox ever to be named Player/Pitcher of the Month in back-to-back months.

👉 Holds the Red Sox' single-game records for strikeouts against the Blue Jays (15 on 5/11/18 at TOR) and against the Rockies (17 on 5/14/19 vs. COL).

👉 Led MLB with 10 scoreless starts of 6.0+ IP in 2017, tied with Smoky Joe Wood (1912) for the most by a Red Sox in a single season since at least 1908.

👉 Earned his 1st win with BOS on 4/15/17 vs. TB and recorded 12 SO, the most ever by a pitcher in his 1st win as a member of the Red Sox (source: Elias).

👉 Began his Red Sox career with 4 consecutive starts in which he threw 7.0+ innings while allowing 2 ER or fewer and 5 hits or fewer...That is the longest such streak to begin a Red Sox career since ER became an official stat.

👉 On 7/15/17 vs. NYY, struck out 13 Yankees and allowed 3 hits over 7.2 scoreless IP...Is the only BOS pitcher in the Live Ball Era with 13+ SO and 3 or fewer hits in a scoreless start against the Yankees.

👉 Is the only Red Sox pitcher since at least 1908 to throw 6.0+ scoreless innings and allow no more than 1 hit on Opening Day (3/29/18 vs. TB).

👉 Made 4 straight scoreless starts of 5.0+ IP from 7/11-8/12/18, tied for the longest such streak by a BOS pitcher since at least 1908 (also Pedro Martinez in 2002, Luis Tiant in 1972, Ray Culp in 1968, and Rube Foster in 1914).

👉 Made 3 straight scoreless starts of 5.0+ IP with 3 or fewer hits allowed from 7/22-8/12/18, tied for the longest such streak by a Red Sox pitcher since at least 1908 (also Pedro Martinez in 2002).

MOST CONSECUTIVE GAMES WITH 12+ SO

Pitcher	G	Year
Randy Johnson	5	1998
Pedro Martinez	5	1999
Chris Sale	5	2015

MOST CONSECUTIVE GAMES WITH 10+ SO

Pitcher	G	Year
Gerrit Cole	9	2019
Chris Sale	8	2017
Pedro Martinez	8	1999
Chris Sale	8	2015

Source: Elias Sports Bureau

MOST STARTS WITH 0 BB AND 12+ STRIKEOUTS

Rk.	Pitcher	Starts
1.	Randy Johnson	15
2.	Roger Clemens	12
T2.	Chris Sale	12
4.	Pedro Martinez	11
T5.	Clayton Kershaw	10
T5.	Curt Schilling	10

White Sox Records

👉 Named to 5 consecutive All-Star teams as a member of the White Sox (2012-16), tied with Billy Pierce (1955-59) for the longest streak by a pitcher in CWS history.

👉 Owns 4 of the 5 highest single-season SO/9.0 IP marks in CWS history, including a franchise-record 11.82 in 2015...Also owns the White Sox' 4 highest single-season SO/BB ratios, including a franchise-best 6.52 in 2015.

👉 Owns the White Sox' single-season strikeout record (274 in 2015)...Also holds the club's record for most strikeouts at the All-Star break (157 in 2015).

👉 Holds the White Sox' record for most consecutive seasons with 200+ SO (4, 2013-16).

👉 Owns CWS career records for most games with 10+ SO (35), most games with 12+ SO (20), and most games with 10+ SO and 0 BB (7).

👉 His 75 SO in June 2015 are the most ever by a White Sox pitcher in any calendar month.

👉 Is the only pitcher in White Sox history to strike out 14+ batters and walk none in a game, doing so on 6/19/15 vs. TEX and 8/26/16 vs. SEA (CWS lost both).

👉 Allowed 3 or fewer runs in each of his first 11 career starts, joining Gary Peters (16 GS, 1963), Cisco Carlos (13, 1967-68), and Fred Klages (12, 1966-67) as the only pitchers in CWS history to accomplish the feat.

👉 Is the fastest pitcher in CWS history to reach 200 SO in a season (153.2 IP and 23 GS in 2015), as well as the fastest to reach 500 career SO (472.1 IP).

👉 Owns the White Sox' single-season records for most games with 10+ SO (13 in 2015), most games with 11+ SO (9 in 2015), most games with 12+ SO (8 in 2015), and most games with 13+ SO (5 in 2015).

👉 Has recorded 7 of the 8 individual performances in CWS history with 14+ SO (1 in 2012, 1 in 2013, 4 in 2015, and 1 in 2016).

Chris Sale, Continued

CHRIS SALE'S HIGHEST INDIVIDUAL GAME SCORES

Game	Score	Stats
6/5/19 at KC	93	9.0 IP, 3 H, 0 R, 0 BB, 12 SO
5/12/13 vs. LAA	92	9.0 IP, 1 H, 0 R, 0 BB, 7 SO
6/19/15 vs. TEX	92	8.0 IP, 2 H, 0 R, 0 BB, 14 SO
4/15/16 at TB	92	9.0 IP, 2 H, 0 R, 0 BB, 9 SO
8/8/19 vs. LAA	91	8.0 IP, 2 H, 0 R, 0 BB, 13 SO
8/8/17 at TB	90	8.0 IP, 2 H, 0 R, 1 BB, 13 SO

The "game score" stat was developed by Bill James

Additional Career Highlights

Named Red Sox Pitcher of the Year by the Boston Baseball Writers in 2017 and 2018.

Among active pitchers (min. 1,000.0 IP), ranks 1st in the AL and 3rd in MLB in ERA (3.03)...Also leads the AL and ranks 2nd in MLB in opponent AVG (.218) and WHIP (1.03).

Was the only pitcher named to an All-Star team in each of the 7 seasons from 2012-18.

Is a 4-time AL Pitcher of the Month (September 2012, June 2015, June 2018, July 2018).

Was the only AL pitcher to win 11+ games in each of the 7 seasons from 2012-18...The only other pitchers to do that were Max Scherzer and Zack Greinke.

Has thrown 8.0+ innings in 53 starts since 2012, tied for 2nd-most in MLB (Kershaw-61, Price-53).

Has allowed 1 or 0 runs in 93 of his 232 starts (40%), the most in the AL from 2012-19.

Has posted a sub-3.50 ERA in 9 of his 10 ML seasons, including a sub-3.00 mark in 5 of them (1.93 in 2010, 2.11 in 2018, 2.17 in 2014, 2.79 in 2011, 2.90 in 2017).

Is 1 of 15 pitchers in MLB history to record as many as 7 seasons with 200+ SO...Joins Max Scherzer as the only pitchers to record 200+ SO in each of the last 7 seasons (2013-19).

Joins Roger Clemens (8) and Pedro Martinez (6) as the only Red Sox with 200+ SO in as many as 3 seasons.

Has held LHH to a .203 AVG and a .530 OPS (240-for-1,180, 12 HR)...Faced 518 consecutive lefties without allowing a HR from 9/8/12-6/10/16.

Has recorded 10+ SO in 78 starts during his career...That is the 2nd-most in the majors since the start of 2012 (Max Scherzer-87), but 30 more than any other AL pitcher in that time (Justin Verlander-48).

Recorded 12+ SO in a game 40 times from 2012-19, 18 more than any other pitcher in that span (Scherzer-22).

Has 12 career starts with 12+ SO and 0 BB, tied with Roger Clemens for the 2nd-most ever (Randy Johnson-15).

In 2017, set the AL record for fewest innings needed to reach 200 SO in a season (141.1), then broke his own record in 2018 (136.0)...That record was broken by Gerrit Cole in 2019 (133.1).

Joins Randy Johnson (1997, '99-'01) and Pedro Martinez (2000) as the only pitchers ever to reach 250 SO in their first 25 games of a season (2007; source: Elias).

CHRIS SALE'S 7 STARTS FROM JUNE 24-AUGUST 12, 2018

In 7 starts from 6/24-8/12, Chris went 6-0 with a 0.20 ERA (1 ER/44.0 IP), the lowest mark by a Red Sox pitcher over any 7-start span since ER became an official stat in the AL in 1913 (source: Elias).

The last pitcher with a 0.20 ERA or lower over a 7-start span (min. 15.0 IP) was Bob Gibson in his 1968 MVP season (0.14 ERA from 6/6-7/6, source: Elias).

Game	Stats
6/24 vs. SEA	7.0 IP, 4 H, 0 R, 1 BB, 13 SO
6/30 at NYY	7.0 IP, 1 H, 0 R, 1 BB, 11 SO
7/6 at KC	6.0 IP, 5 H, 1 R, 1 BB, 12 SO
7/11 vs. TEX	7.0 IP, 6 H, 0 R, 1 BB, 12 SO
7/22 at DET	6.0 IP, 2 H, 0 R, 0 BB, 9 SO
7/27 vs. MIN	6.0 IP, 3 H, 0 R, 2 BB, 10 SO
8/12 at BAL	5.0 IP, 1 H, 0 R, 0 BB, 12 SO
Totals:	0.20 ERA, 44.0 IP, 22 H, 1 R, 6 BB, 79 SO

Has produced 4 scoreless streaks of 20.0+ IP: 28.0 from 5/6-6/2/13, 22.2 from 5/23-6/8/15, 21.1 IP from 7/6-26/17, and 35.0 IP from 7/6-9/21/18 (source: STATS)...Recorded MLB's longest scoreless streak (35.0 IP) and longest homerless streak (74.0 IP) of 2018.

Has struck out 6 consecutive batters faced in a game 3 times: 8/26/16 vs. SEA, 5/11/18 at TOR, and 5/14/19 vs. COL (first 6 batters).

Is 1 of 4 pitchers since 1900 to allow 1 or 0 hits and strike out 10+ batters in consecutive starts, doing so on 4/17/14 vs. BOS and 5/22/14 vs. NYY (source: Elias)...The others are R.A. Dickey (2012), Max Scherzer (2015), and Mike Clevinger (2019).

In 2015, became the 1st pitcher since Pedro Martinez (2002) to lead the AL in both SO (274) and SO/BB (6.52).

Won his first 9 starts of 2016, the 2nd-longest season-opening streak in White Sox history behind Eddie Cicotte (12 in 1919) and tied for 8th-longest in the modern era (since 1900) at the time...Had a 1.58 ERA in those games.

Tossed 7.0+ innings and allowed 2 or fewer ER in each of his first 6 starts of 2017, joining Dave 'Boo' Ferriss (8, 1945) and Ernie Shore (6, 1914) as the only pitchers to begin a Red Sox career with such a streak since earned runs became an official stat in the AL in 1913.

Had 14 SO and 0 BB in the White Sox' 3-1 loss to SEA on 8/26/16...Joined Randy Johnson as the only pitchers in ML history to record multiple games with 14+ SO and 0 BB in a team loss (also 6/19/15 vs. TEX) (source: Elias).

Became the 5th LHP in ML history to record 15+ SO with 1 or 0 hits allowed on 8/16/15 vs. CHC, joining Randy Johnson (4 times), Clayton Kershaw, Jon Lester, and Warren Spahn (once each).

Was the only player from the 2010 June Draft to appear in the majors that season...Became the 1st White Sox pitcher to make his ML debut in the same year he was drafted since Alex Fernandez in 1990.

Following the 2010 season, ranked by *Baseball America* as the White Sox' No. 1 prospect and the No. 20 prospect in all of baseball...Also ranked as having the best fastball, changeup, and slider in the CWS system.

ONE-TWO PUNCH

Chris Sale recorded 14 SO and 0 BB on 5/8/19 vs. BAL (8.0 IP, 3 H), then had a career-high 17 SO and 0 BB on 5/14/19 vs. COL (7.0 IP, 3 H)...According to Elias:

- 🔴 Sale became just the 2nd pitcher since 1900 to strike out 30+ batters and walk none over a 2-start span, joining Dwight Gooden in 1984.
- 🔴 Sale became the 1st pitcher ever with 17+ SO in a start of 7.0 IP or fewer.
- 🔴 Sale is the only pitcher ever to allow 3 or fewer hits with 14+ SO and 0 BB in consecutive starts.
- 🔴 Sale is only the 2nd Red Sox pitcher ever to post back-to-back starts of at least 10 SO and 0 BB, joining Cy Young (9/19 & 9/23, 1905).
- 🔴 It had been 19 years since a Sox pitcher struck out 17+ batters (Pedro Martinez, 17, 5/6/00 vs. TB).
- 🔴 Sale struck out his first 6 batters on 5/14 vs. COL, the longest streak of his career to begin a game, and tied for the longest by a Red Sox in the Expansion Era (1961-present)...Ray Culp struck out his first 6 batters faced on 5/11/70 at CAL.

2019 Highlights

- 🔴 In 25 starts, went 6-11 with a 4.40 ERA (72 ER/147.1 IP), a 1.09 WHIP, and a .221 opponent AVG.
- 🔴 Joined Lefty Grove as the only pitchers ever to record multiple immaculate innings in a single season (5/8 at BAL and 6/5 at KC).
- 🔴 Was the Sox' Opening Day starter for a 2nd consecutive season (3/28 at SEA)...Had also thrown the final pitch of the 2018 season, striking out Manny Machado for the final out of the World Series.
- 🔴 Prior to Sale, the last pitcher to record the final out of a World Series and then throw that winning club's first pitch of the following regular season was SF's Madison Bumgarner (2014-15)...The last AL pitcher to do so was BAL's Scott McGregor (1983-84), and the only other Sox pitcher to do it was Carl Mays (1918-19).
- 🔴 Sale is the only pitcher since at least 1908 to strike out the final batter of a World Series (Machado), then also strike out the first batter that winning club faced in the following regular season (Mitch Haniger).
- 🔴 Ranked 8th in the AL with 218 SO, despite missing the final month and a half of the season on the injured list with left elbow inflammation...Made his final start of the season on 8/13 at CLE.

IMMACULATE INNINGS IN RED SOX HISTORY

Pitcher	Game	Inn.
Pedro Martinez	5/18/02 vs. SEA	1st
Clay Buchholz	8/16/12 at BAL	6th
Craig Kimbrel	5/11/17 at MIL	9th
Rick Porcello	8/9/17 at TB	5th
Chris Sale	5/8/19 at BAL	7th
Chris Sale	6/5/19 at KC	8th

LOWEST WHIP IN A SINGLE SEASON, RED SOX HISTORY

Rk.	Pitcher	Year	WHIP
1.	Pedro Martinez	2000	0.74
2.	Chris Sale	2018	0.86
3.	Cy Young	1905	0.87

LOWEST OPPONENT AVERAGE IN A SINGLE SEASON, RED SOX HISTORY

Rk.	Pitcher	Year	AVG
1.	Pedro Martinez	2000	.167
2.	Chris Sale	2018	.181
3.	Dick Radatz	1964	.186

Min. 150.0 IP

- 🔴 Recorded his 7th straight 200-SO season...The only other pitcher with 200+ SO in each season from 2013-19 was Max Scherzer...Is 1 of 5 pitchers in ML history with 200+ SO in 7+ consecutive seasons (Walter Johnson, Tom Seaver, Roger Clemens, Max Scherzer).
- 🔴 His average of 13.32 SO/9.0 IP ranked 2nd in the majors (min. 100.0 IP) behind only Gerrit Cole (13.82).
- 🔴 Recorded 10+ SO in 14 of his 25 starts.
- 🔴 Made 4 starts with 12+ SO and 0 BB, tied with Gerrit Cole for most in the majors.
- 🔴 Struck out 10+ batters and allowed 4 or fewer hits in 4 straight starts from 5/3-19...According to Elias, that is tied for the longest such streak ever by a Red Sox pitcher (Pedro Martinez, 1999).
- 🔴 Allowed 1 HR to a left-handed batter in 2019 (Didi Gregorius on 7/28)...Prior to that he had not allowed a HR to his previous 285 lefties faced, including the Post-season (last: Mike Moustakas on 6/20/17).

SALE RECORDS 308 STRIKEOUTS IN 2017

- 🔴 According to Elias, in only 2 of the 34 previous 300-SO seasons since 1900 did a pitcher have fewer walks than Sale did (41) at the time of No. 300: Curt Schilling in 2002 (31) and Pedro Martinez in 1999 (37).
- 🔴 Sale joined Randy Johnson (1999 with ARI), Nolan Ryan (1989 with TEX & 1972 with CAL), and Steve Carlton (1972 with PHI) as the only pitchers since 1900 to record 300+ SO in his 1st season with a franchise.
- 🔴 Sale reached 300 SO in 209.1 IP...Only Johnson (197.2 in 2001) and Martinez (203.2 in 1999) have done it faster.

Chris Sale, Continued

EASTERN STANDARD

- 🔴 Chris has a sub-3.00 ERA against each of the 5 AL East clubs: BAL (2.57), BOS (2.29), NYY (2.98), TB (2.94), and TOR (2.93).
- 🔴 Has posted a 2.81 ERA (160 ER/511.2 IP) at the 5 AL East ballparks: Camden Yards (1.96), Fenway Park (3.23), Rogers Centre (2.13), Tropicana Field (2.01), and Yankee Stadium (3.71).
- 🔴 Has averaged 13.17 SO/9.0 IP vs. the Rays, the highest mark for any pitcher against any single opponent in the Live Ball Era (min. 100.0 IP).
- 🔴 Had 192 SO vs. AL East clubs in 2017, the highest single-season total ever against the division.

2019 Season Timeline

- 🔴 Began the season 0-4 with an 8.50 ERA (17 ER/18.0 IP) through 4 starts...That included a 1-0 Sox loss at OAK on 4/2, in which Sale allowed 1 run in 6.0 IP.
- 🔴 In his remaining 21 starts, posted a 3.83 ERA (55 ER/129.1 IP) and held opponents to a .207 AVG (100-for-482)...That included an 11-start stretch from 4/23-6/15 in which he had a 2.24 ERA (18 ER/72.1 IP) and held opponents to a .171 AVG (44-for-257).
- 🔴 In 6 May starts, posted a 2.82 ERA (12 ER/38.1 IP) with 66 SO and only 9 BB, beginning with 6.0 scoreless innings on 5/3 at CWS.
- 🔴 Struck out 10+ batters in 4 straight starts from 5/3-19 and 5/31-6/15.
- 🔴 Finished with 14 SO and 0 BB on 5/8 vs. BAL, then had a career-high 17 SO and 0 BB on 5/14 vs. COL...He carried a no-hitter into at least the 5th inning in each of those (see table on previous page).
- 🔴 On 5/8 vs. BAL, lost a no-hit bid with 2 outs in the 6th inning when Joey Rickard singled to center...Struck out 3 batters on 9 pitches in the 7th inning, the 5th known immaculate inning in BOS history.
- 🔴 On 6/5 at KC, needed only 102 pitches to record his 1st shutout in a Red Sox uniform, the 3rd of his career (9.0 IP, 3 H, 0 BB, 12 SO)...It received a "game score" of 93, the highest of Sale's career...Became the 6th Red Sox to throw a shutout with 0 BB and 12+ SO, the first since Clay Buchholz (7/13/14 at HOU).
- 🔴 Threw his 2nd immaculate inning of 2019 on 6/5 at KC (8th inn.)...Joined Lefty Grove (1928) as the only pitchers to throw multiple immaculate innings in a single season (source: Baseball Almanac).
- 🔴 Allowed 0 ER in back-to-back starts on 6/5 at KC (9.0 IP, 3 H, 0 R) and 6/10 vs. TEX (7.0 IP, 3 H, 1 R).
- 🔴 Allowed a season-low 2 hits with 12 SO over 6.0 scoreless IP on 7/18 vs. TOR, earning his 1st win at Fenway Park since 7/11/18 vs. TEX...Had been 0-3 in his previous 13 starts at Fenway.
- 🔴 Matched his season low with 2 hits allowed on 8/8 vs. LAA (8.0 IP, 0 R, 13 SO, 0 BB)...Was his longest start with 2 hits or fewer since 8/8/17 at TB (also 8.0 IP).
- 🔴 Struck out the Angels' Luis Rengifo in the top of the 5th inning on 8/8 for his 7th straight 200-SO season.
- 🔴 Placed on the 10-day IL with left elbow inflammation on 8/17 (retro to 8/14) and missed the rest of the season.
- 🔴 On 8/19, received a PRP injection in his left elbow from Dr. James Andrews in Pensacola, FL.

MOST STRIKEOUTS IN A SEASON, RED SOX HISTORY

1. Pedro Martinez 313 (1999)
2. **Chris Sale** 308 (2017)
3. Roger Clemens 291 (1988)

MOST GAMES WITH 10+ STRIKEOUTS IN A SEASON, RED SOX HISTORY

1. Pedro Martinez 19 (1999)
2. **Chris Sale** 18 (2017)

Personal

- 🔴 Full name is Christopher Allen Sale.
- 🔴 Signed by Jose Ortega (White Sox).
- 🔴 Pitched at Florida Gulf Coast University from 2008-10...His number (41) was retired by the school on 1/31/15.
- 🔴 Named 2010 National Player of the Year by Collegiate Baseball after going 11-0 with a 2.01 ERA (23 ER/103.0 IP).
- 🔴 Named by *Baseball America* as the No. 1 prospect in the Cape Cod League in 2009 after going 4-2 with a 1.47 ERA (9 ER/55.0 IP) and 57 SO for Yarmouth-Dennis.
- 🔴 Graduated in 2007 from Lakeland (FL) High School... Selected by COL in the 21st round of the June Draft, but did not sign.

In the Community

- 🔴 On 12/6/19, donated \$1 million to Florida Gulf Coast University at the school's annual Night at the Nest Gala fundraiser...It is the largest donation ever by a former FGCU athlete and the largest by an FGCU alum (Chris's wife, Brienne, graduated from FGCU).
- 🔴 Is a regular participant in meet-and-greet events, including with individuals and patients from Boston Children's Hospital, the Jimmy Fund, and the Home Base program, as well as military veterans and 2013 Boston Marathon survivors.
- 🔴 Visited the Walter Reed Medical Center in Washington, DC, in May 2019.
- 🔴 On 1/30/18, helped deliver nearly 10 tons of supplies to aid Hurricane Maria recovery efforts in Puerto Rico... Helped distribute food, water, and supplies to nearly 300 families, and athletic gear to roughly 100 children.
- 🔴 Attended Red Sox Winter Weekend in January 2017, 2018, and 2019, signing autographs, posing for pictures with fans, and taking part in panel discussions.
- 🔴 In spring training, has visited Golisano Children's Hospital and taken part in the annual Children's Hospital Celebrity Golf Classic...In 2019, met with the Parkland Little League team and a group from the Sunshine Kids.
- 🔴 Has participated in several events that benefit the Red Sox Foundation and the BoSox Club.
- 🔴 For the White Sox, visited patients at Lurie Children's Hospital each season from 2013-16...In 2015, participated in the Comer Teen Program and hosted a Bear Necessities event at U.S. Cellular Field.
- 🔴 In 2013, hosted families through the Make-A-Wish Foundation...In 2011-12, participated in the Charities Celebrity Bowling Classic and played video games with troops serving overseas as part of the "Pros vs. G.I. Joes" event.
- 🔴 Also visited kids at the Bulls/Sox Academy, read to children at a local library in Glendale, AZ, and visited veterans at the Hines (IL) VA Hospital.

Chris Sale's Career Record

YEAR	CLUB	W-L	ERA	G-GS	CG-SHO	SV	IP	H	R	ER	HR	HB	BB	SO	SO/9	WHIP	AVG
2010	Winston-Salem	0-0	2.25	4-0	0-0	0	4.0	3	2	1	0	0	2	4	9.00	1.25	.200
	Charlotte	0-0	2.84	7-0	0-0	0	6.1	3	2	2	0	4	15	22.13	1.11	.136	
	CHICAGO-AL	2-1	1.93	21-0	0-0	4	23.1	15	5	5	2	0	10	32	12.34	1.07	.185
2011	CHICAGO-AL	2-2	2.79	58-0	0-0	8	71.0	52	22	22	6	2	27	79	10.01	1.11	.203
2012	CHICAGO-AL	17-8	3.05	30-29	1-0	0	192.0	167	66	65	19	6	51	192	9.00	1.14	.235
2013	CHICAGO-AL	11-14	3.07	30-30	4-1	0	214.1	184	81	73	23	14	46	226	9.49	1.07	.230
2014	CHICAGO-AL	12-4	2.17	26-26	2-0	0	174.0	129	48	42	13	11	39	208	10.76	0.97	.205
	Charlotte	0-0	0.00	1-1	0-0	0	4.0	1	0	0	0	0	2	11	24.75	0.75	.077
2015	CHICAGO-AL	13-11	3.41	31-31	1-0	0	208.2	185	88	79	23	13	42	274	11.82	1.09	.233
2016	CHICAGO-AL	17-10	3.34	32-32	6-1	0	226.2	190	88	84	27	17	45	233	9.25	1.04	.227
2017	BOSTON	17-8	2.90	32-32	1-0	0	214.1	165	73	69	24	8	43	308	12.93	0.97	.208
2018	BOSTON	12-4	2.11	27-27	0-0	0	158.0	102	39	37	11	14	34	237	13.50	0.86	.181
2019	BOSTON	6-11	4.40	25-25	1-1	0	147.1	123	80	72	24	13	37	218	13.32	1.09	.221
Major League Totals		109-73	3.03	312-232	16-3	12	1629.2	1312	590	548	172	98	374	2007	11.08	1.03	.218
Minor League Totals		0-0	1.88	12-1	0-0	0	14.1	7	4	3	2	0	8	30	19.15	1.05	.140
Red Sox Totals		35-23	3.08	84-84	2-1	0	519.2	390	192	178	59	35	114	763	13.21	0.97	.204

- 2007 Selected by the Colorado Rockies in the 21st round of the June Draft (did not sign)
 2010 Signed by the Chicago White Sox as a 1st-round selection (13th overall) in the June Draft
 2014 On disabled list with a flexor muscle strain in his left arm, 4/18-5/21
 2015 On disabled list with a right foot cuboid avulsion fracture, 3/27-4/11
 2016 Acquired by the Boston Red Sox in exchange for INF Yoán Moncada, OF Luis Alexander Basabe, and RHPs Michael Kopech and Victor Diaz, 12/6
 2018 On disabled list with mild left shoulder inflammation, 7/28-8/11
 On disabled list with mild left shoulder inflammation, 8/15-9/10
 2019 On disabled list with left elbow inflammation, 8/14 through remainder of season

Postseason Record

W-L	ERA	G-GS	CG-SHO	SV	IP	H	R	ER	HR	HB	BB	SO	SO/9	WHIP	AVG
1-2	5.76	7-4	0-0	0	25.0	24	16	16	5	1	9	36	12.96	1.32	.247

Division Series Record

YEAR	CLUB	W-L	ERA	G-GS	CG-SHO	SV	IP	H	R	ER	HR	HB	BB	SO	SO/9	WHIP	AVG
2017	BOS vs. HOU	0-2	8.38	2-1	0-0	0	9.2	13	9	9	4	0	1	12	11.17	1.45	.310
2018	BOS vs. NYY	1-0	2.84	2-1	0-0	0	6.1	5	2	2	0	0	2	9	12.79	1.11	.217
Division Series Totals		1-2	6.19	4-2	0-0	0	16.0	18	11	11	4	0	3	21	11.81	1.31	.277

League Championship Series Record

YEAR	CLUB	W-L	ERA	G-GS	CG-SHO	SV	IP	H	R	ER	HR	HB	BB	SO	SO/9	WHIP	AVG
2018	BOS vs. HOU	0-0	4.50	1-1	0-0	0	4.0	1	2	2	0	1	4	5	11.25	1.25	.083

World Series Record

YEAR	CLUB	W-L	ERA	G-GS	CG-SHO	SV	IP	H	R	ER	HR	HB	BB	SO	SO/9	WHIP	AVG
2018	BOS vs. LAD	0-0	5.40	2-1	0-0	0	5.0	5	3	3	1	0	2	10	18.00	1.40	.250

All-Star Game Record

YEAR	CLUB	W-L	ERA	G-GS	CG-SHO	SV	IP	H	R	ER	HR	HB	BB	SO	SO/9	WHIP	AVG
2012	AL at KC	0-0	0.00	1-0	0-0	0	1.0	2	0	0	0	0	0	1	9.00	2.00	.400
2013	AL at NYM	1-0	0.00	1-0	0-0	0	2.0	0	0	0	0	0	0	2	9.00	0.00	.000
2014	AL at MIN	0-0	9.00	1-0	0-0	0	1.0	1	1	1	0	1	0	1	9.00	1.00	.200
2015	AL at CIN																
2016	AL at SD	0-0	9.00	1-1	0-0	0	1.0	1	1	1	1	0	0	1	9.00	1.00	.250
2017	AL at MIA	0-0	0.00	1-1	0-0	0	2.0	3	0	0	0	0	0	2	9.00	1.50	.375
2018	AL at WSH	0-0	0.00	1-1	0-0	0	1.0	1	0	0	0	0	0	1	9.00	1.00	.250
All-Star Game Totals		1-0	2.25	6-3	0-0	0	8.0	8	2	2	1	1	0	8	9.00	1.00	.250

Career Batting Totals

AVG	G	AB	R	H	2B	3B	HR	RBI	SH	SF	HB	BB	SO	SB	CS	E
Major League Totals	.120	312	25	1	3	1	0	0	1	0	0	0	13	0	0	0

Career Single-Game Highs

INNINGS: 9.0, 14x, last 6/5/19 at KC; **LOW-HIT COMPLETE GAME:** 1, 5/12/13 vs. LAA; **STRIKEOUTS:** 17, 5/14/19 vs. COL; **HITS:** 12, 7/30/15 at BOS; **RUNS:** 9, 4/30/15 at MIN; **WALKS:** 5, 3x, last 5/19/19 vs. HOU; **HOME RUNS:** 4, 2x, last 9/26/17 vs. TOR; **WINNING STREAK:** 10, 10/2/15-5/19/16; **EJECTIONS (3):** 4/23/15 vs. KC (HP, Sam Holbrook); 6/13/18 at BAL (HP, Brian Knight); 8/3/19 at NYY-G1 (HP, Mike Estabrook); **SCORELESS INNINGS STREAK:** 35.0, 7/6-9/21/18

Major League Firsts

APPEARANCE: 8/6/10 at BAL (0.0 IP, entered to start 8th inning); **STRIKEOUT:** 8/12/10 vs. MIN (Danny Valencia, swinging); **WIN:** 9/6/10 at DET (2.2 IP); **SAVE:** 9/1/10 at CLE (1.0 IP)

73 MIKE SHAWARYN

RHP



Bats: Right • **Throws:** Right • **Height:** 6-2 • **Weight:** 240

Opening Day Age: 25 • **MLB Service:** 58 days

Born: 9/17/1994 in Carneys Point, NJ

Resides: Carneys Point, NJ

Acquired: Selected in the 5th round of the 2016 June Draft

Contract Status: Signed through 2020

Career Highlights

- 🔥 Entering his 5th professional season since being selected by BOS in the 2016 June Draft.
- 🔥 Made his ML debut in 2019 after attending spring training as a non-roster invitee that season.
- 🔥 Entered 2019 ranked by *Baseball America* as the Red Sox' No. 8 prospect.
- 🔥 Pitched for Mesa in the 2018 Arizona Fall League.
- 🔥 In 2017, led Red Sox minor leaguers with 169 SO.
- 🔥 Named Red Sox Minor League Starting Pitcher of the Month for May 2017.
- 🔥 Left the University of Maryland with program records in wins (30), strikeouts (307), and innings (307.1).

2019 Highlights

- 🔥 Made his ML debut...Appeared in 14 games, all in relief, over 2 stints with BOS.
- 🔥 Averaged 12.84 SO/9.0 IP in the majors (20.1 IP, 29 SO).
- 🔥 Also made 26 appearances (14 starts) for Triple-A Pawtucket...Posted a 3.59 ERA (29 ER/72.2 IP) as a starter for the PawSox.

2019 Season Timeline

- 🔥 Attended spring training as a non-roster invitee.
- 🔥 Began the season with Pawtucket, posting a 3.72 ERA (23 ER/55.2 IP) in 10 starts from 4/4-5/26.
- 🔥 Tossed 6.0+ innings in 4 of his 5 starts from 4/9-5/3.
- 🔥 Allowed 0 ER over a season-high 8.0 innings on 5/3 vs. Rochester (5 H, R, HBP, BB, 3 SO).

SETTLING IN

Mike made his ML debut on 6/7/19 vs. TB. After throwing a perfect 8th inning, he allowed a HR to Kevin Kiermaier to lead off the 9th but would not surrender a hit to his next 29 batters faced (0-for-23, 12 SO, 3 BB, 2 HBP)...The streak was snapped by a 1-out single from Pedro Severino on 6/16 at BAL.

- 🔥 Selected to the ML roster on 5/30.
- 🔥 Made his ML debut on 6/7 vs. TB (2.0 IP, H, R, HR, 4 SO)...Tossed a scoreless 8th inning before allowing a solo HR to Kevin Kiermaier in the 9th.
- 🔥 Following Kiermaier's HR on 6/7, did not allow a hit to 29 consecutive BF until 6/16 at BAL (Pedro Severino single).
- 🔥 Tossed 9.0 consecutive scoreless innings from 6/8 vs. TB through the end of the 6th inning on 6/22 vs. TOR (6 G).
- 🔥 Logged 2.0+ IP in each of his first 4 outings with BOS.
- 🔥 Recorded a career-high-tying 4 SO on both 6/7 vs. TB and 6/11 vs. TEX, tossing 2.0 innings in each outing.
- 🔥 Was optioned to Pawtucket on 7/1.
- 🔥 Made 16 appearances (4 starts) for the PawSox after his option through 8/30.
- 🔥 Posted a 2.57 ERA (6 ER/21.0 IP) in his final 6 outings with Pawtucket.
- 🔥 Recalled by BOS on 9/4 and made 6 more appearances in the majors (11.74 ERA, 10 ER/7.2 IP).
- 🔥 Tossed 2.0 scoreless innings on 9/11 at TOR (BB, 2 SO).

Personal

- 🔥 Full name is Michael Thomas Shawaryn.
- 🔥 Signed by Chris Calciano (Red Sox).
- 🔥 Left the University of Maryland holding career records in wins (30), strikeouts (307), and innings (307.1).
- 🔥 As a junior in 2016, set the program's single-season records in wins (13) and strikeouts (138).
- 🔥 Named to the 2016 Big Ten All-Tournament Team.
- 🔥 Struck out 16 batters in his 2016 postseason outing vs. Indiana, including each of the first 6 he faced, both records for TD Ameritrade Park in Omaha, NE.
- 🔥 Graduated in 2013 from Gloucester Catholic High School (Gloucester City, NJ)...Was selected by KC in the 32nd round of the June Draft, but did not sign.

In the Community

- 🔥 Took part in the Red Sox Holiday Caravan in December 2019, visiting patients at Boston Children's Hospital, The Jimmy Fund, Shriners Hospital for Children, MassGeneral Hospital for Children, Beth Israel Deaconess Medical Center, and The BASE.
- 🔥 On 11/11/19, visited and played games with veterans in West Palm Beach, FL.
- 🔥 As part of the Red Sox Rookie Development Program in January 2018, helped paint murals at the Dimock Center in Roxbury, MA, and visited patients at Boston Children's Hospital.
- 🔥 Took part in a holiday stroll in Salem, NJ, in December 2018 to benefit Meals on Wheels.

Mike Shawaryn's Career Record

YEAR	CLUB	W-L	ERA	G-GS	CG-SHO	SV	IP	H	R	ER	HR	HB	BB	SO	SO/9	WHIP	AVG
2016	Lowell	0-1	2.87	6-6	0-0	0	15.2	15	6	5	0	0	7	22	12.64	1.40	.254
2017	Greenville	3-2	3.88	10-10	0-0	0	53.1	44	25	23	5	4	13	78	13.16	1.07	.222
	Salem	5-5	3.76	16-16	0-0	0	81.1	71	38	34	10	5	35	91	10.07	1.30	.232
2018	Portland	6-8	3.28	19-19	1-0	0	112.2	100	45	41	7	5	27	99	7.91	1.13	.238
	Pawtucket	3-2	3.93	7-6	1-1	0	36.2	30	16	16	6	1	11	33	8.10	1.12	.221
2019	Pawtucket	1-2	4.52	26-14	0-0	0	89.2	76	48	45	13	6	49	76	7.63	1.39	.235
	BOSTON	0-0	9.74	14-0	0-0	0	20.1	26	22	22	5	5	13	29	12.84	1.92	.310
Major League Totals		0-0	9.74	14-0	0-0	0	20.1	26	22	22	5	5	13	29	12.84	1.92	.310
Minor League Totals		18-20	3.79	84-71	2-1	0	389.1	336	178	164	41	21	142	399	9.22	1.23	.233

2013 Selected by the Kansas City Royals in the 32nd round of the June Draft (did not sign)
 2016 Signed by the Boston Red Sox as a 5th-round selection in the June Draft

Career Single-Game Highs

INNINGS: 2.1, 6/13/19 vs. TEX; **STRIKEOUTS:** 4, 2x, last 6/11/19 vs. TEX; **HITS:** 6, 6/29/19 vs. NYY; **RUNS:** 8, 6/29/19 vs. NYY; **WALKS:** 2, 4x, last 9/9/19 vs. NYY; **HOME RUNS:** 2, 6/22/19 vs. TOR; **SCORELESS INNINGS STREAK:** 9.0, 6/8-22/19

Major League Firsts

APPEARANCE: 6/7/19 vs. TB (2.0 IP, entered to start 8th inning); **STRIKEOUT:** 6/7/19 vs. TB (Ji-Man Choi, swinging); **WIN:** N/A; **SAVE:** N/A

Mike Shawaryn



On 11/11/19, Mike visited veterans in West Palm Beach, FL (photo courtesy of Roc Nation Sports)

59 JEFFREY SPRINGS

LHP



Bats: Left • **Throws:** Left • **Height:** 6-3 • **Weight:** 218
Opening Day Age: 27 • **MLB Service:** 1 year, 62 days
Born: 9/20/1992 in Belmont, NC
Resides: Belmont, NC
Acquired: From Texas in exchange for 1B/OF Sam Travis on 1/15/2020
Contract Status: Signed through 2020

The Rundown

- Enters his 6th season in professional baseball, his 1st in the Red Sox organization.
- Spent his first 5 seasons with TEX after being selected by the club in the 30th round of the 2015 June Draft.
- Made the Rangers' 2019 Opening Day roster.
- 41 of his 43 career ML appearances have come in relief...Started games on 9/3/18 vs. LAA (2.0 IP, 0 R) and 9/9/18 at OAK (3.0 IP, 0 R).
- Averaged 15.49 SO/9.0 IP in the minors from 2018-19 (65.2 IP, 113 SO).
- Entering 2020, has allowed 0 HR to his last 81 left-handed batters faced in the majors (last: Alex Avila on 8/14/18).

Additional Career Highlights

- Made his ML debut in July 2018, having never pitched above High-A prior to that season.
- After allowing 5 runs in his first 7 ML outings, pitched 12.0 consecutive scoreless innings with 0 BB and 12 SO in his next 6 appearances from 8/24-9/14 in 2018.
- Was a South Atlantic League mid-season All-Star with Single-A Hickory in 2016.
- In 2017, led Rangers farmhands with 146 SO...Struck out 30.9% of his batters faced (146 of 472)...Ended the season with a 25.1-inning scoreless streak that spanned his final 15 appearances (1 start).

2019 Highlights

- Missed more than 2 months of the season on the injured list, making 25 relief appearances over 3 stints with TEX and pitching in 6 games for Triple-A Nashville.
- Opened the season with the Rangers, pitching in 9 games before being optioned to Nashville on 4/26.

SPRINGS VS. A.L. EAST CLUBS

Game	Stats
8/5/18 vs. BAL	2.0 IP, 1 H, 0 R
8/11/18 at NYY	1.0 IP, 1 H, 0 R
9/19/18 vs. TB	2.1 IP, 2 H, 0 R
6/5/19 vs. BAL	1.0 IP, 0 H, 0 R
6/13/19 at BOS	0.1 IP, 1 H, 0 R
9/7/19 at BAL	1.0 IP, 1 H, 0 R
9/24/19 vs. BOS	2.0 IP, 0 H, 0 R
Totals:	9.2 IP, 6 H, 0 R, 3 BB, 9 SO

- Recalled by TEX on 5/15 and placed on the 10-day injured list on 6/17 (left biceps tendinitis)...Transferred to the 60-day IL on 6/28.
- Made 2 rehab appearances with the AZL Rangers and 1 with Nashville before being activated on 9/1.
- Pitched in 5 more games for the Rangers...Closed his season with 2.0 perfect innings of relief vs. BOS on 9/24.

Personal

- Full name is Jeffrey Scott Springs.
- Married his wife, Bailey, on 12/1/18.
- Signed by Jay Heafner (Rangers).
- Pitched 4 seasons at Appalachian State University in Boone, NC...Left ranking among the school's career leaders in starts (T-3rd, 43) and strikeouts (4th, 215).
- Graduated from South Point High School in Belmont, NC...Ranks among the school's all-time leaders in career strikeouts (1st, 346) and wins (T-1st, 25).

Jeffrey Springs's Career Record

YEAR	CLUB	W-L	ERA	G-GS	CG-SHO	SV	IP	H	R	ER	HR	HB	BB	SO	SO/9	WHIP	AVG
2015	Spokane	2-2	2.93	15-0	0-0	0	27.2	21	9	9	2	3	14	33	10.73	1.27	.221
	Hickory	0-0	0.00	2-0	0-0	0	3.1	0	0	0	0	0	1	6	16.20	0.30	.000
2016	Hickory	1-1	1.16	18-0	0-0	3	31.0	11	8	4	1	0	8	40	11.61	0.61	.106
	High Desert	2-2	5.36	13-9	0-0	0	48.2	52	33	29	9	2	21	52	9.62	1.50	.277
2017	Down East	2-8	3.69	31-17	0-0	2	112.1	104	48	46	13	5	37	146	11.70	1.26	.245
2018	Frisco	3-2	4.82	20-0	0-0	1	37.1	39	20	20	2	2	7	68	16.39	1.23	.269
	Round Rock	1-2	2.79	13-0	0-0	1	19.1	12	6	6	0	2	12	30	13.97	1.24	.182
	TEXAS	1-1	3.38	18-2	0-0	0	32.0	32	14	12	4	1	14	31	8.72	1.44	.256
2019	TEXAS	4-1	6.40	25-0	0-0	0	32.1	38	23	23	4	0	23	32	8.91	1.89	.295
	Nashville	3-0	3.86	6-0	0-0	0	7.0	6	4	3	1	0	0	12	15.43	0.86	.240
	AZL Rangers	0-0	0.00	2-2	0-0	0	2.0	0	0	0	0	0	0	3	13.50	0.00	.000
Major League Totals		5-2	4.90	43-2	0-0	0	64.1	70	37	35	8	1	37	63	8.81	1.66	.276
Minor League Totals		14-17	3.65	120-28	0-0	7	288.2	245	128	117	28	14	100	390	12.16	1.20	.230

- 2015 Signed by the Texas Rangers as a 30th-round selection in the June Draft
- 2019 On injured list with left biceps tendinitis, 6/17-8/31
- 2020 Acquired by the Boston Red Sox in exchange for 1B/OF Sam Travis, 1/15

Career Single-Game Highs

INNINGS: 3.0, 3x, last 6/8/19 vs. OAK; **STRIKEOUTS:** 4, 5/30/19 vs. KC; **HITS:** 4, 3x, last 9/13/19 vs. OAK; **RUNS:** 5, 9/16/18 at SD; **WALKS:** 3, 2x, last 6/16/19 at CIN; **HOME RUNS:** 1, 8x, last 9/13/19 vs. OAK; **WINNING STREAK:** 3, 9/23/18-4/14/19; **EJECTIONS:** None; **SCORELESS INNINGS STREAK:** 12.0, 8/24-9/14/18

Major League Firsts

APPEARANCE: 7/31/18 at ARI (2.0 IP, entered to start 6th inning); **STRIKEOUT:** 7/31/18 at ARI (A.J. Pollock, swinging); **WIN:** 9/23/18 vs. SEA (2.0 IP); **SAVE:** N/A

RED SOX WHO HAVE PLAYED IN EVERY GAME

25 players have played in every game of a regular season for the Red Sox (a total of 43 times). Shortstop Everett Scott did so 5 straight years (1917-21) when he set the club record by playing in 832 consecutive games from 6/20/1916-10/2/1921.

YEAR	GAMES	PLAYER	YEAR	GAMES	PLAYER		
1901	138	2B Hobe Ferris	1922	154	2B Del Pratt		
		SS Freddy Parent			1924	156	2B Bill Wambsgans
		3B Jimmy Collins			1926	154	1B Phil Todt
1902	138	LF Tommy Dowd	1930	154	CF Tom Oliver		
		1B Candy LaChance			1936	155	1B Jimmie Foxx
		SS Freddy Parent					1943
1903	141	RF Buck Freeman	1948	155	SS Vern Stephens		
		1B Candy LaChance			1949	155	CF Dom DiMaggio
		2B Hobe Ferris					SS Vern Stephens
1904	157	RF Buck Freeman	1956	155	LF Ted Williams		
		1B Candy LaChance			1958	155	CF Jimmy Piersall
		RF Buck Freeman					3B Frank Malzone
1905	153	CF Chick Stahl	1959	154	3B Frank Malzone		
		SS Freddy Parent			1962	160	LF Carl Yastrzemski
		1906					155
1912	154	LF Duffy Lewis	1969	162	LF Carl Yastrzemski		
		1917			157	SS Everett Scott	LF Jim Rice
		1918			126	SS Everett Scott	LF Jim Rice
1919	138	RF Harry Hooper	1981	108	RF Dwight Evans		
		SS Everett Scott			1982	162	RF Dwight Evans
		1920					154
1921	154	SS Everett Scott	1984	162	RF Dwight Evans		
		SS Everett Scott			RF Dwight Evans		

75 DOMINGO TAPIA

RHP



Bats: Right • **Throws:** Right • **Height:** 6-3 • **Weight:** 263

Opening Day Age: 28 • **MLB Service:** None

Born: 8/4/1991 in La Victoria, Santo Domingo, DR

Resides: La Victoria, Santo Domingo, DR

Acquired: Signed as a minor league free agent on 10/4/2019

Contract Status: Signed through 2020

Non-Roster Invitee

Career Highlights

- 🔥 Has played 10 professional seasons in the Mets (2010-15), Reds (2016-18), and Red Sox (2019) minor league systems.
- 🔥 Worked primarily as a starter from 2010-14, but 138 of his 153 appearances from 2015-19 came in relief.
- 🔥 At the Triple-A level, is 9-10 with 3 saves and a 4.34 ERA (65 ER/134.2 IP) in 94 appearances (6 starts).
- 🔥 Underwent Tommy John surgery on 5/5/15.
- 🔥 Pitched for Gigantes del Cibao in the Dominican Winter League following the 2013, '17, '18, and '19 seasons.
- 🔥 Led High-A St. Lucie with 22 starts in 2013.
- 🔥 In his pro debut with Single-A Savannah in 2012, tied for the team lead in innings (108.2) and strikeouts (101).

2019 Highlights

- 🔥 Spent the entire season with Triple-A Pawtucket and ranked 2nd among team pitchers with 44 appearances... Led the club's primary relievers with 66.0 IP.
- 🔥 Finished 11 games and recorded 2 saves.
- 🔥 Made 13 appearances of at least 2.0 innings.
- 🔥 Made his lone start of the season on 4/16 vs. Buffalo and threw 3.0 scoreless innings (1 H, 0 BB, 3 SO).
- 🔥 Threw a season-high 4.0 innings and allowed 0 runs on 5/25 at Rochester, giving up only 1 hit.
- 🔥 Posted a 0.93 ERA (2 ER/19.1 IP) during a span of 10 appearances from 5/25-6/30.

Personal

- 🔥 Full name is Domingo Rafael Tapia Hernandez.
- 🔥 Signed by Rafael Perez, Ismael Cruz, Camilo Pina, and Sandy Rosario (Mets).

Domingo Tapia's Career Record

YEAR	CLUB	W-L	ERA	G-GS	CG-SHO	SV	IP	H	R	ER	HR	HB	BB	SO	SO/9	WHIP	AVG
2010	DSL Mets1	0-1	3.09	3-3	0-0	0	11.2	8	4	4	0	4	5	5	3.86	1.11	.195
	CGL Mets	4-3	3.45	10-10	0-0	0	47.0	49	25	18	0	8	10	29	5.55	1.26	.269
2011	Kingsport	5-5	3.78	11-11	0-0	0	50.0	50	28	21	3	1	16	30	5.40	1.32	.258
	Brooklyn	1-0	0.00	1-1	0-0	0	6.0	5	0	0	0	0	6	9.00	0.83	.227	
2012	Savannah	6-5	3.98	20-19	0-0	0	108.2	92	55	48	2	8	32	101	8.37	1.14	.227
2013	St. Lucie	3-9	4.62	23-22	0-0	0	101.1	87	60	52	3	5	63	89	7.90	1.48	.231
2014	St. Lucie	6-8	3.96	21-21	0-0	0	109.0	104	53	48	5	1	51	56	4.62	1.42	.255
2015	Binghamton	0-1	43.20	3-0	0-0	0	1.2	5	9	8	0	2	8	0	0.00	7.80	.500
2016	St. Lucie	0-2	3.54	19-0	0-0	0	28.0	35	15	11	2	0	13	24	7.71	1.71	.310
	Binghamton	0-0	3.86	1-0	0-0	0	2.1	2	1	1	1	0	1	1	3.86	1.29	.250
2017	Pensacola	4-6	4.03	35-9	0-0	1	82.2	93	37	37	8	4	25	81	8.82	1.43	.283
	Louisville	0-1	4.76	3-1	0-0	0	5.2	9	4	3	1	1	4	6.35	1.76	.360	
2018	Pensacola	0-0	9.00	1-0	0-0	0	2.0	3	2	2	0	0	3	0	0.00	3.00	.375
	Louisville	4-5	3.43	47-4	0-0	1	63.0	56	29	24	4	2	26	45	6.43	1.30	.240
2019	Pawtucket	5-4	5.18	44-1	0-0	2	66.0	74	47	38	8	5	32	52	7.09	1.61	.286
Minor League Totals		38-50	4.14	242-102	0-0	4	685.0	672	369	315	37	41	286	523	6.87	1.40	.257

- 2009 Signed by the New York Mets as an international free agent, 12/16
- 2016 Signed by the Cincinnati Reds as a minor league free agent, 11/28
- 2018 Signed by the Boston Red Sox as a minor league free agent, 11/16
- 2019 Signed by the Boston Red Sox as a minor league free agent, 10/4

2020 Red Sox

72 JOSH TAYLOR

LHP



Bats: Left • **Throws:** Left • **Height:** 6-5 • **Weight:** 245
Opening Day Age: 27 • **MLB Service:** 121 days
Born: 3/2/1993 in Phoenix, AZ
Resides: Phoenix, AZ
Acquired: From the Arizona Diamondbacks on 5/15/2018 to complete the 3/24/2018 trade of INF Deven Marrero
Contract Status: Signed through 2020

The Rundown

- Enters his 7th professional season, his 2nd full season in the Red Sox organization.
- Made his ML debut with the Red Sox in 2019.
- Signed by PHI as a non-drafted free agent on 8/12/14... Traded to ARI in July 2015 and to BOS in May 2018.
- Worked primarily as a starting pitcher from 2014-16, but transitioned to the bullpen in June 2017.
- Posted a 2.73 ERA (32 ER/105.1 IP) between MLB (52 G) and the minors (52 G) from 5/26/18 through the 2019 season, after posting a 4.66 ERA to begin his career.
- In 2018 and 2019, allowed only 9 HR in 124.1 IP (0.65 HR/9.0 IP) between the majors and minors.

Additional Career Highlights

- Earned his first ML win on 8/22/19, the resumption of the 8/7/19 suspended game vs. KC.
- Split the 2018 season between the ARI and BOS organizations in his 1st full season as a reliever... Acquired by BOS on 5/15/18, completing the 3/24/18 trade for INF Deven Marrero.
- Pitched in the Arizona Fall League in 2016 and 2018.
- Named Diamondbacks Minor League Pitcher of the Month for July 2016...Tabbed Southern League Pitcher of the Week for 7/4-10 in 2016.
- Named South Atlantic League Pitcher of the Week for 6/8-14 in 2015.

2019 Highlights

- Completed his first full season in the Red Sox organization and made his ML debut...Appeared in 52 games (1 start) over 2 stints with BOS and posted a 3.04 ERA with 11.79 SO/9.0 IP (47.1 IP, 16 ER, 62 SO).
- Also had a 2.70 ERA (7 ER/23.1 IP) in 20 games for Triple-A Pawtucket, all in relief.
- Was 1 of only 15 rookies to make 50+ appearances.
- In 47 ML outings from 6/16 through the end of the season, posted a 2.13 ERA (10 ER/42.1 IP) and held opponents to a .187 AVG (28-for-150).
- Made more appearances in the 8th inning (14) than any other frame, allowing only 1 run in 10.0 IP (0.90 ERA).
- Held left-handed hitters to a .206 AVG and .559 OPS (14-for-68, 2 HR, 4 BB, 23 SO)...From 7/7 through the end of the season, held lefties to a .109 AVG and a .337 OPS (5-for-46, 1 XBH).
- In 25 games at Fenway Park, held opponents to a .185 AVG and a .497 OPS (15-for-81, 1 HR).

2019 A.L. ROOKIE RANKINGS

Taylor	Rank
3.04 ERA	2nd
11.79 SO/9.0 IP	3rd
.229 opponent AVG	7th
.642 opponent OPS	2nd
1.18 WHIP	8th
0.95 HR/9.0 IP	6th
3.88 SO/BB	5th

Min. 40.0 IP

2019 Season Timeline

- Began the season with Pawtucket and pitched in 19 games before his first ML recall on 5/29.
- Made his ML debut on 5/29 vs. CLE and allowed 1 run in 1.0 IP...Recorded his first career strikeout to end the 5th inning (Leonys Martin).
- Optioned to Pawtucket on 6/10.
- Recalled by BOS a 2nd time on 6/14 and spent the remainder of the season in the majors.
- Posted a 1.57 ERA (6 ER/34.1 IP) in 34 appearances from 6/16-8/28...That was the majors' 2nd-lowest ERA in that time (min. 30.0 IP) behind Liam Hendriks (1.14).
- Made 12 consecutive scoreless appearances from 8/6-28 (12.0 IP, 5 H, 2 BB, 15 SO).
- Earned his first ML win on 8/22, the resumption of the 8/7 suspended game vs. KC...Retired all 3 batters faced.
- Made his lone start of the season on 8/31 at LAA and threw a scoreless inning (1.0 IP, 1 H, 2 BB, 2 SO).

Personal

- Full name is Joshua Earl Taylor.
- Signed by Steve Noworyta (Phillies).
- Attended Georgia College and State University (2014) and Scottsdale Community College (2012-13)... Helped lead the Artichokes to the National Junior College World Series in 2012 and 2013.
- Is a 2011 graduate of Centennial High School (Peoria, AZ)...Earned the team's Cy Young Award 3 times and the MVP once.

In the Community

- Took part in the Red Sox Holiday Caravan in December 2019, visiting patients at Boston Children's Hospital, The Jimmy Fund, Shriners Hospital for Children, MassGeneral Hospital for Children, Beth Israel Deaconess Medical Center, and The BASE.

Josh Taylor

Josh Taylor, Continued

Josh Taylor's Career Record

YEAR	CLUB	W-L	ERA	G-GS	CG-SHO	SV	IP	H	R	ER	HR	HB	BB	SO	SO/9	WHIP	AVG
2014	GCL Phillies	2-0	0.00	3-0	0-0	0	9.1	5	0	0	0	0	4	13	12.54	0.96	.156
2015	Lakewood	4-5	4.61	13-13	0-0	0	68.1	71	38	35	6	1	24	70	9.22	1.39	.265
	Kane County	4-3	3.20	11-11	1-0	0	59.0	73	29	21	2	1	20	53	8.08	1.58	.311
2016	Visalia	2-7	5.65	15-13	0-0	0	78.0	105	57	49	7	4	24	77	8.88	1.65	.335
	Mobile	3-4	4.94	11-11	1-1	0	54.2	63	32	30	4	1	18	46	7.57	1.48	.289
2017	Jackson	4-7	5.01	33-14	0-0	1	97.0	115	59	54	7	1	46	91	8.44	1.66	.303
	AZL D-backs	0-0	0.00	1-0	0-0	1	1.0	0	0	0	0	0	0	1	9.00	0.00	.000
2018	Visalia	1-2	2.81	14-0	0-0	5	16.0	16	9	5	1	0	5	20	11.25	1.31	.262
	Portland	2-5	3.79	33-0	0-0	8	35.2	42	18	15	1	5	18	37	9.34	1.68	.294
	Pawtucket	0-0	0.00	1-0	0-0	0	2.0	1	0	0	0	0	0	3	13.50	0.50	.143
2019	Pawtucket	1-1	2.70	20-0	0-0	3	23.1	18	9	7	2	1	11	32	12.34	1.24	.222
	BOSTON	2-2	3.04	52-1	0-0	0	47.1	40	17	16	5	2	16	62	11.79	1.18	.229
	Major League Totals	2-2	3.04	52-1	0-0	0	47.1	40	17	16	5	2	16	62	11.79	1.18	.229
	Minor League Totals	23-34	4.38	155-62	2-1	18	444.1	509	251	216	30	14	170	443	8.97	1.53	.293

2014 Signed by the Philadelphia Phillies as a non-drafted free agent, 8/12

2015 Acquired by the Arizona Diamondbacks with RHP Chris Oliver and the No. 9 overall international bonus pool slot in exchange for the No. 1 overall international bonus pool slot, 7/5

2018 Acquired by the Boston Red Sox, completing the 3/24/18 trade for INF Deven Marrero, 5/15

Career Single-Game Highs

INNINGS: 2.1, 8/11/19 vs. LAA; **STRIKEOUTS:** 5, 8/11/19 vs. LAA; **HITS:** 6, 6/8/19 vs. TB; **RUNS:** 4, 6/8/19 vs. TB; **WALKS:** 2, 3x, last 8/31/19 at LAA; **HOME RUNS:** 1, 5x, last 9/21/19 at TB; **SCORELESS INNINGS STREAK:** 12.2, 8/3-28/19

Major League Firsts

APPEARANCE: 5/29/19 vs. CLE (1.0 IP, entered to start 5th inning); **STRIKEOUT:** 5/29/19 vs. CLE (Leonyos Martin, swinging); **WIN:** 8/7/19 vs. KC (1.0 IP); **SAVE:** N/A

PLAYERS BORN IN JAPAN WHO HAVE PLAYED FOR THE RED SOX

PLAYER	POSITION	YEARS	BORN	BIRTHPLACE
Tomo Ohka	RHP	1999-2001	March 18, 1976	Kyoto
Hideo Nomo	RHP	2001	August 31, 1968	Osaka
Dave Roberts	OF	2004	May 31, 1972	Okinawa
Daisuke Matsuzaka	RHP	2007-12	September 13, 1980	Tokyo
Hideki Okajima	LHP	2007-11	December 25, 1975	Kyoto
Takashi Saito	RHP	2009	February 14, 1970	Miyagi
Junichi Tazawa	RHP	2009, '11-16	June 6, 1986	Yokohama
Koji Uehara	RHP	2013-16	April 3, 1975	Osaka

95 PHILLIPS VALDEZ

RHP



Bats: Right • **Throws:** Right • **Height:** 6-3 • **Weight:** 165
Opening Day Age: 28 • **MLB Service:** 40 days
Born: 11/16/1991 in San Pedro de Macoris, DR
Resides: San Pedro de Macoris, DR
Acquired: Claimed off waivers from the Seattle Mariners on 2/23/2020
Contract Status: Signed through 2020

Career Highlights

- Enters his 12th professional season, his 1st in the Red Sox organization.
- Has pitched in the CLE (2009-10), WSH (2012-18), and TEX (2019) organizations...Was also in the Rays system for the beginning of 2011 but did not pitch in a game.
- Made his ML debut in 2019 with the Rangers...His 1st career strikeout victim was Mike Trout on 7/3/19.
- In his minor league career, is 27-27 with a 3.87 ERA as a starter (194 ER/451.0 IP) and 11-7 with a 3.56 ERA as a reliever (96 ER/243.0 IP).
- Has held righties to a .240 AVG/.661 OPS (368-for-1,536, 19 HR) and lefties to a .260 AVG/.722 OPS (289-for-1,113) in his minor league career.
- Entered the 2016 season ranked by *Baseball America* as WSH's No. 26 prospect.
- Has pitched for Estrellas in the Dominican Winter League in each of the past 4 offseasons.

2019 Highlights

- Made his ML debut with the Rangers after signing as a minor league free agent on 12/21/18.
- Appeared in 11 games over 4 stints with the Rangers, but spent most of his season with Triple-A Nashville.
- Made 6 scoreless appearances for TEX...Threw more than 1.0 inning in 5 of his outings, including at least 2.0 innings in 4 of them.
- Allowed 0 HR to his 47 righties faced in the majors.
- In his 12 relief appearances for Nashville, posted a 3.75 ERA (10 ER/24.0 IP)...In his 14 starts, had a 5.43 ERA (33 ER/54.2 IP).
- In his final 12 minor league outings (beginning 6/18), posted a 1.61 ERA (4 ER/22.1 IP).

2019 Season Timeline

- Was a non-roster invitee with the Rangers, his first appearance in Major League Spring Training camp.
- Began the season with Nashville and went 1-6 with a 6.19 ERA (36 ER/52.1 IP) in his first stint with the Sounds.
- Selected to the ML roster as the Rangers' 26th man for the 6/8 doubleheader vs. OAK...Made his ML debut in the opener, throwing scoreless 8th and 9th innings in a 10-5 win over the A's (2.0 IP, 1 H, 2 BB).
- Returned to Nashville following the 6/8 doubleheader.
- From the time he was returned to Nashville through the end of the season, posted a 2.39 ERA (7 ER/26.1 IP) in his final 13 Triple-A outings (3 starts).
- Recalled by TEX a 2nd time on 7/3 and threw 2.2 scoreless innings that night vs. LAA (0 BB, 3 SO, 4 H)...His 1st career strikeout victim was Mike Trout (swinging).
- Held a 1.35 ERA (1 ER/6.2 IP) through his first 5 ML appearances.
- Optioned to Nashville on 8/2...Recalled for a 3rd time on 8/19 and pitched in each of the Rangers' next 2 games vs. LAA on 8/19 (1.0 IP, 0 R) and 8/20 (3.1 IP, 2 R)...Returned to Nashville after the game on 8/20.
- Recalled for the final time on 9/24 but did not pitch again.
- Claimed off waivers by SEA on 11/1.
- Appeared in 15 games (2 starts) for Estrellas in the Dominican Winter League.

Personal

- Full name is Phillips Chalier Valdez.
- Signed by Omar Rogers (Indians).

Phillips Valdez, Continued

Phillips Valdez's Career Record

YEAR	CLUB	W-L	ERA	G-GS	CG-SHO	SV	IP	H	R	ER	HR	HB	BB	SO	SO/9	WHIP	AVG
2009	DSL Indians	2-2	3.66	13-0	0-0	0	19.2	11	10	8	2	4	19	12	5.49	1.53	.164
2010	DSL Indians	0-0	8.40	10-0	0-0	0	15.0	16	14	14	1	4	11	14	8.40	1.80	.271
2011							Did Not Pitch										
2012	DSL Nationals	2-2	5.40	14-5	0-0	0	48.1	65	43	29	1	5	30	32	5.96	1.97	.327
2013	GCL Nationals	3-0	1.95	14-3	0-0	2	32.1	16	8	7	0	2	12	27	7.52	0.87	.148
2014	Auburn	2-0	0.68	8-0	0-0	0	13.1	5	1	1	0	1	3	11	7.43	0.60	.111
	Hagerstown	2-0	3.68	18-0	0-0	1	29.1	19	16	12	1	4	18	28	8.59	1.26	.178
2015	Hagerstown	5-2	1.47	8-8	0-0	0	43.0	30	8	7	3	6	10	32	6.70	0.93	.190
	Potomac	3-2	3.77	22-10	1-0	5	59.2	61	39	25	0	7	25	48	7.24	1.44	.254
2016	Potomac	6-3	3.74	11-11	0-0	0	65.0	60	30	27	3	4	15	52	7.20	1.15	.244
	Harrisburg	6-4	4.62	16-16	1-0	0	87.2	100	49	45	7	4	36	57	5.85	1.55	.292
2017	Harrisburg	0-2	2.72	25-0	0-0	1	43.0	37	14	13	1	1	13	34	7.12	1.16	.233
	Syracuse	0-3	6.75	10-3	0-0	0	24.0	30	18	18	1	3	5	19	7.13	1.46	.306
2018	Harrisburg	0-0	2.53	5-0	0-0	0	10.2	9	3	3	0	0	2	8	6.75	1.03	.237
	Syracuse	6-7	2.75	26-19	1-0	0	124.1	111	44	38	10	8	44	96	6.95	1.25	.239
2019	Nashville	1-7	4.92	26-14	0-0	1	78.2	87	53	43	10	11	36	65	7.44	1.56	.274
	TEXAS	0-0	3.94	11-0	0-0	0	16.0	17	7	7	3	2	9	18	10.13	1.63	.270
	Major League Totals	0-0	3.94	11-0	0-0	0	16.0	17	7	7	3	2	9	18	10.13	1.63	.270
	Minor League Totals	38-34	3.76	226-89	3-0	10	694.0	657	350	290	40	64	279	535	6.94	1.35	.248

- 2008 Signed by the Cleveland Indians as an international free agent, 12/31
- 2010 Signed by the Tampa Bay Rays as a minor league free agent, 12/16
- 2012 Signed by the Washington Nationals as a minor league free agent, 5/30
- 2018 Signed by the Texas Rangers as a minor league free agent, 12/21
- 2019 Claimed off waivers by the Seattle Mariners, 11/1
- 2020 Claimed off waivers by the Boston Red Sox, 2/23

Career Single-Game Highs

INNINGS: 3.1, 8/20/19 vs. LAA; **STRIKEOUTS:** 4, 2x, last 8/20/19 vs. LAA; **HITS:** 4, 7/3/19 vs. LAA; **RUNS:** 2, 2x, last 8/20/19 vs. LAA; **WALKS:** 3, 8/20/19 vs. LAA; **HOME RUNS:** 1, 3x, last 8/20/19 vs. LAA; **EJECTIONS:** None; **SCORELESS INNINGS STREAK:** 5.0, 7/30-8/20/19

Major League Firsts

APPEARANCE: 6/8/19 vs. OAK (2.0 IP, entered to start 8th inning); **STRIKEOUT:** 7/3/19 vs. LAA (Mike Trout, swinging); **WIN:** N/A; **SAVE:** N/A

7 CHRISTIAN VÁZQUEZ

CATCHER



Bats: Right • **Throws:** Right • **Height:** 5-9 • **Weight:** 205
Opening Day Age: 29 • **MLB Service:** 5 years, 31 days
Born: 8/21/1990 in Bayamon, PR
Resides: Dorado, PR
Acquired: Selected in the 9th round of the 2008 June Draft
Contract Status: Signed through 2021 (Club option for 2022)

The Rundown

- 🔴 Enters his 13th pro season, all in the BOS organization.
- 🔴 On 3/24/18, agreed to a 3-year contract extension through the 2021 season, with a club option for 2022.
- 🔴 Made his ML debut in 2014 and his 1st Opening Day roster in 2017...Was the Red Sox' Opening Day catcher in both 2018 and 2019.
- 🔴 Missed the entire 2015 season recovering from Tommy John surgery performed on his right elbow.
- 🔴 Has thrown out 70 of 186 attempted base stealers at the ML level (see table at right).
- 🔴 Has 10 career pickoffs, the 2nd-most by a Red Sox catcher since 1974 (Rich Gedman-12).
- 🔴 Hit 23 HR in 138 games in 2019 after totaling 10 HR in 291 games from 2014-18.
- 🔴 Caught the final pitch of the 2018 World Series, a swinging 3rd strike to Manny Machado.
- 🔴 Played in the Puerto Rican Winter League following the 2011 (Mayaguez), 2012 (Manati), 2013 (Santurce), 2014 (San Juan), 2015 (Mayaguez & Santurce), and 2016 (Santurce) seasons.
- 🔴 Married to Gabriela...The couple had a son, Diego, in November 2019.

HIGHEST CAUGHT STEALING %, ACTIVE CATCHERS (MIN. 100 GS)

Player	SB	CS	CS%
Christian Vázquez	116	70	37.6
Yadier Molina	513	294	36.4
Roberto Pérez	125	71	36.2

PUERTO RICAN PRIDE

Christian was born in Bayamon, Puerto Rico and graduated from Puerto Rico Baseball Academy High School in 2008. On 1/6/18 (Three Kings Day), he helped hand out toys to children in poor communities of Puerto Rico.

Later that month, Christian helped deliver nearly 10 tons of supplies to aid Hurricane Maria recovery efforts. The jetBlue plane cargo included medical supplies and vaccines, water filtration systems, first aid kits, flashlights, and diapers. In Caguas, he helped distribute food, water, and supplies to nearly 300 families, as well as baseball equipment and athletic gear to roughly 100 children.



The Red Sox went 9-1 in Christian Vázquez's 10 starts during their 2018 Postseason run. Vázquez caught the final out of the 2018 World Series, a swinging 3rd strike to Manny Machado at Dodger Stadium.

Christian Vázquez

Christian Vázquez, Continued

2019 AMERICAN LEAGUE CATCHER RANKINGS

Defensive Stat	Rank
119 games at catcher	1st
4 catcher pickoffs	1st
33.3 CCS%	3rd

Offensive Stat	Rank
133 hits	1st
50 XBH	1st
26 doubles	T-1st
72 RBI	2nd
66 runs scored	2nd
23 HR	4th

MOST HR IN A SEASON BY A RED SOX CATCHER

Rk.	Player	HR (Season)
T1.	Carlton Fisk	26 (1977)
T1.	Carlton Fisk	26 (1973)
T3.	Jarrod Saltalamacchia	25 (2012)
T3.	Jason Varitek	25 (2003)
T5.	Mike Stanley	24 (1996)
T5.	Rich Gedman	24 (1984)
7.	Christian Vázquez	23 (2019)

Additional Career Highlights

- 🔥 Named a finalist for the 2019 AL Rawlings Gold Glove Award at catcher.
- 🔥 Earned the Unsung Hero Award from the Boston Baseball Writers following the 2017 season.
- 🔥 Has recorded 3 ML games in which he caught a runner stealing and picked off another (8/21/14 vs. LAA, 8/4/17 vs. CWS, 9/25/17 vs. TOR).
- 🔥 Picked off Tommy Pham at 1B for the final out on 4/20/19 at TB...According to Elias, it was the 1st Red Sox victory in the Expansion Era (1961-present) that ended with a catcher's pickoff.
- 🔥 The Red Sox are 23-9 (.719) in his 32 career games with a HR...Has hit 5 go-ahead HR in the 7th inning or later.
- 🔥 The Red Sox won his first 5 career starts (7/9-21/14)... Is the only Red Sox ever to start as a catcher and win each of his first 5 ML games (source: Elias).
- 🔥 Threw out 51.7% of base stealers in 2014 (15 of 29), the best rate in the majors (min. 50 G)...Was the best such mark in Red Sox history (since CS began being tracked in the AL in 1920).
- 🔥 Caught all 10 innings of the Sox' 3-2 win at TB on 9/25/16, when BOS set a then-franchise record with 23 SO...The Sox set a ML record by striking out 11 consecutive batters faced from the 4th-7th innings.
- 🔥 Led AL catchers with a .290 AVG in 2017 (min. 250 AB).
- 🔥 Played 12 of the Red Sox' 14 Postseason games in 2018, with BOS going 9-1 in his 10 starts...Hit a solo HR in Game 4 of the 2018 ALDS at NYY, becoming the 6th BOS catcher to homer in the Postseason.
- 🔥 Posted a 5-game hit streak in 2018 from ALCS-G4 through WS-G4...Tied the longest Postseason hitting streak ever by a BOS catcher (also Carlton Fisk in 1975, Rich Gedman in 1986-88, and Jason Varitek in 2003-04).

FIRST TIME FOR EVERYTHING

Christian made his 1st career appearance at 1B in Game 3 of the 2018 World Series at LAD, switching to the position in the 12th inning and remaining there for the rest of the game.

According to Elias, he became the 5th non-pitcher ever to appear in a World Series game at a position he had never previously played, joining BOS's Patsy Dougherty (RF in 1903), WSH's Buddy Myer (3B in 1925), CHC's Stan Hack (SS in 1935), and NYY's Alfonso Soriano (RF in 2003).

Minor League Career Highlights

- 🔥 Tabbed as the Red Sox' top defensive catcher by *Baseball America* entering the 2012, 2013, and 2014 seasons.
- 🔥 Named *Baseball America's* best defensive catcher in his primary league in 4 straight years: 2011-South Atlantic, 2012-Carolina, 2013-Eastern, 2014-International.
- 🔥 Named 2011 Red Sox Minor League Defensive Player of the Year.
- 🔥 Named a 2012 Carolina League post-season All-Star, throwing out a league-best 42% of base stealers (44 of 105).
- 🔥 Played for Surprise in the Arizona Fall League in 2012.
- 🔥 In 2013, was named MVP of Double-A Portland as well as a mid-season Eastern League All-Star...Started at catcher in the EL All-Star Game...Led EL catchers in 2013 by throwing out 47% of base stealers (47 of 101).
- 🔥 Named a mid-season International League All-Star and was selected to the 2014 SiriusXM All-Star Futures Game...Did not participate in either due to his call-up.

2019 Highlights

- 🔥 Set career highs in games (138), runs scored (66), hits (133), doubles (26), HR (23), RBI (72), BB (33), XBH (50), SLG (.477), and OPS (.798).
- 🔥 Appeared at catcher in 119 games (103 starts), becoming the 1st Red Sox with 100+ games at catcher since Jarrod Saltalamacchia in 2013 (119).
- 🔥 Led the AL in games caught (119) and led the majors in catcher pickoffs (4)...Also led AL catchers in hits, XBH, multi-hit games, and doubles (tied).
- 🔥 Became the 2nd Sox catcher since 1974 with 4+ catcher pickoffs in a season (also Rich Gedman, 5 in 1985).
- 🔥 Became the 1st Red Sox catcher to hit 20+ HR in a season since Jarrod Saltalamacchia in 2012 (25).
- 🔥 Made 7 starts at 1B and 1 at 2B, the first of his career at both positions...Also appeared in 4 games at 3B.
- 🔥 Was 1 of 4 players to appear at catcher, 1B, 2B, and 3B in 2019 (also Austin Nola, Kyle Farmer, and Williams Astudillo).
- 🔥 Both his 39 multi-hit games and 72 RBI marked the most by a Red Sox catcher in a season since 2010, when Victor Martinez had 43 multi-hit games and 79 RBI.
- 🔥 His career-high 50 XBH marked the most by a Red Sox catcher in a season since 2013 (Saltalamacchia-54).
- 🔥 Hit .297 (35-for-118) with RISP, including .344 from 6/30 through the end of the season (21-for-61, 8 2B, 2 HR).
- 🔥 Hit the first 2 pinch-hit HR of his career: 5/24 at HOU and 7/23 at TB...The only other Sox catchers since 1974 with 2+ pinch-hit HR in a season are Mike Stanley (2 in 1997) and Rich Gedman (2 in 1984).

HIT AND RUN

In 2017, Vázquez twice went 4-for-4 with a stolen base in a game (4/11 vs. BAL and 8/28 at TOR)... According to Elias, no other Red Sox catcher has recorded at least 4 hits and stolen a base in a game multiple times *in an entire career*.

BEST CATCHER CAUGHT STEALING RATE AS A ROOKIE (SINCE 1987)

Rk.	Player	Year	CCS%
1.	Christian Vázquez (BOS)	2014	51.7 (15/29)
2.	Ivan Rodriguez (TEX)	1991	48.6 (34/70)
3.	Yadier Molina (STL)	2004	47.1 (8/17)

Min. 200.0 innings caught

2019 Season Timeline

- 👉 Was the Red Sox' starting catcher on 3/28 at SEA, becoming the 1st Red Sox to start consecutive Opening Days at catcher since Jarrod Saltalamacchia (2011-13).
- 👉 Picked off Tommy Pham at 1B for the final out on 4/20 at TB...According to Elias, it was the 1st Red Sox victory in the Expansion Era (1961-present) that ended with a catcher's pickoff.
- 👉 Had 4 HR and 13 RBI through April...His 13 RBI tied the most by a Sox catcher before May (5x, previous: Pierzynski in 2014)...Was the 1st Sox catcher with 4+ HR before May since Jarrod Saltalamacchia in 2012 (4).
- 👉 Hit .336 (44-for-131) in 38 games from 5/4-6/23, the AL's highest AVG during that time (min. 100 AB).
- 👉 Had a career-best 11-game hitting streak from 6/11-25, in which he hit .340 (16-for-47) with 3 HR and 8 RBI.
- 👉 On 6/24 vs. TOR, hit a walk-off 2-run HR in the 10th inning, his 2nd career walk-off HR (also 8/1/17 vs. CLE).
- 👉 Homered in a career-best 3 consecutive games from 6/30-7/3...Prior to Vázquez, the last Red Sox catcher to homer in 3 consecutive games was Jason Varitek in 2008.
- 👉 On 7/23 at TB, broke a 2-2 tie with a pinch-hit solo HR in the 7th inning of a 5-4 Red Sox win.
- 👉 Over 13 games from 9/14 through the end of 2019, hit .368 (14-for-38) with 4 HR and 13 RBI.
- 👉 Recorded his 1st career multi-HR game on 9/15 at PHI, including his 1st career grand slam...Had a career-high 5 RBI that day, the most by a Sox catcher in a game since Blake Swihart (5 RBI on 9/29/15 at NYY).

Personal

- 👉 Full name is Christian Rafael Vázquez.
- 👉 Signed by Edgar Perez (Red Sox).

In the Community

- 👉 Signed autographs and posed for pictures with fans at Red Sox Winter Weekend in 2015, '16, '18, and '20.
- 👉 Has participated in events that benefit the Red Sox Foundation, including Casino Night and Picnic in the Park.
- 👉 Has taken part in Red Sox Destinations events, Red Sox Kids Camps, and the Red Sox Novatos program, in which tickets are donated to children who get to interact with Spanish-speaking players.
- 👉 As part of the Red Sox Rookie Development Programs in 2013 and 2014, made visits to the Jimmy Fund and Boston Children's Hospital, and painted murals at the McKinley Middle School in Boston with members of the Red Sox Scholars program.

Christian Vázquez, Continued

Christian Vázquez's Career Record

YEAR	CLUB	AVG	G	AB	R	H	2B	3B	HR	RBI	SH	SF	HB	BB	SO	SB	CS	OBP	SLG	OPS
2008	GCL Red Sox	.190	21	58	7	11	1	0	0	5	1	0	0	6	17	0	0	.266	.207	.473
2009	GCL Red Sox	.278	10	36	5	10	5	0	7	0	0	1	4	7	0	0	.366	.417	.783	
	Lowell	.123	21	65	4	8	2	0	2	9	0	0	0	11	16	0	.250	.246	.496	
2010	Greenville	.263	79	270	34	71	11	0	3	32	0	2	4	23	62	3	1	.328	.337	.665
2011	Greenville	.283	105	392	71	111	27	3	18	84	0	4	5	43	84	1	1	.358	.505	.863
2012	Salem	.266	81	293	43	78	17	0	7	41	3	2	4	40	70	2	2	.360	.396	.756
	Portland	.205	20	73	11	15	4	0	5	0	1	0	8	9	0	0	.280	.260	.540	
2013	Portland	.289	96	342	48	99	19	1	5	48	3	4	3	47	44	7	5	.376	.395	.771
	Pawtucket	.000	1	3	0	0	0	0	0	0	0	0	0	1	0	0	0	.250	.000	.250
2014	Pawtucket	.279	66	244	35	68	17	0	3	20	2	2	1	21	52	0	1	.336	.385	.721
	BOSTON	.240	55	175	15	42	9	0	1	20	3	4	0	19	33	0	0	.308	.309	.617
2015	BOSTON	Did Not Play																		
2016	Pawtucket	.270	42	152	19	41	9	0	2	16	0	1	3	15	31	2	0	.345	.368	.713
	BOSTON	.227	57	172	21	39	9	1	1	12	0	0	2	10	39	0	0	.277	.308	.585
2017	BOSTON	.290	99	324	43	94	18	2	5	32	0	1	3	17	64	7	2	.330	.404	.734
2018	BOSTON	.207	80	251	24	52	10	0	3	16	1	0	4	13	41	4	1	.257	.283	.540
	Portland	.500	1	2	1	1	0	0	0	3	0	1	0	0	0	0	0	.333	.500	.833
	Pawtucket	.273	3	11	1	3	0	0	0	1	0	0	0	1	1	0	0	.333	.273	.606
2019	BOSTON	.276	138	482	66	133	26	1	23	72	3	3	0	33	101	4	2	.320	.477	.798
Major League Totals		.256	429	1404	169	360	72	4	33	152	7	8	9	92	278	15	5	.305	.384	.689
Minor League Totals		.266	546	1941	279	516	112	4	40	271	9	17	21	220	393	15	10	.344	.389	.734

- 2008 Signed by the Boston Red Sox as a 9th-round selection in the June Draft
- 2015 On disabled list with a right elbow sprain, 3/30 through remainder of season
- 2016 On disabled list recovering from Tommy John surgery, 3/25-4/14
- 2018 On disabled list with a right fifth finger fracture, 7/8-8/31

Postseason Record

AVG	G	AB	R	H	2B	3B	HR	RBI	SH	SF	HB	BB	SO	SB	CS	OBP	SLG	OPS
.233	14	43	5	10	1	0	1	2	0	0	0	3	10	0	0	.283	.326	.608

Division Series Record

YEAR	CLUB	AVG	G	AB	R	H	2B	3B	HR	RBI	SH	SF	HB	BB	SO	SB	CS	OBP	SLG	OPS
2016	BOS vs. CLE	Did Not Play																		
2017	BOS vs. HOU	.333	2	6	1	2	0	0	0	0	0	0	0	2	2	0	0	.500	.333	.833
2018	BOS vs. NYY	.333	3	9	2	3	0	0	1	2	0	0	0	1	2	0	0	.400	.677	1.067
Division Series Totals		.333	5	15	3	5	0	0	1	2	0	0	0	3	4	0	0	.444	.533	.978

League Championship Series Record

YEAR	CLUB	AVG	G	AB	R	H	2B	3B	HR	RBI	SH	SF	HB	BB	SO	SB	CS	OBP	SLG	OPS
2018	BOS vs. HOU	.154	5	13	1	2	1	0	0	0	0	0	0	3	0	0	0	.154	.231	.385

World Series Record

YEAR	CLUB	AVG	G	AB	R	H	2B	3B	HR	RBI	SH	SF	HB	BB	SO	SB	CS	OBP	SLG	OPS
2018	BOS vs. LAD	.200	4	15	1	3	0	0	0	0	0	0	0	3	0	0	0	.200	.200	.400

Career Fielding Record

POS	PCT.	G	GS	PO	A	E	TC	DP	CCS	SB	CCS%	PB	PKO	INN	ERA
C	.994	399	353	3199	202	19	3420	18	79	116	40.5	48	10	3190.0	4.12
1B	.982	10	7	48	6	1	55	3							
2B	1.000	2	1	1	3	0	4	1							
3B	1.000	8	0	0	1	0	1	0							

Career Single-Game Highs

HITS: 4, 4x, last 5/4/19 at CWS; **DOUBLES:** 2, 2x, last 5/17/19 vs. HOU; **HOME RUNS:** 2, 9/15/19 at PHI; **RBI:** 5, 9/15/19 at PHI; **RUNS SCORED:** 3, 4x, last 7/2/19 at TOR; **WALKS:** 2, 10x, last 9/24/19 at TEX; **STRIKEOUTS:** 4, 4/20/16 vs. TB; **STOLEN BASES:** 1, 15x, last 9/11/19 at TOR; **HITTING STREAK:** 11, 6/11-25/19; **EJECTIONS:** None

Home Run Notes

MULTI-HOME RUN GAMES (1): 2-HOME RUN GAMES (1): 9/15/19 at PHI; **LEADOFF HOME RUNS (0):** **GRAND SLAMS (1):** 9/15/19 at PHI; **PINCH-HIT HOME RUNS (2):** 5/24/19 at HOU off Roberto Osuna; 7/23/19 at TB off Colin Poche; **EXTRA-INNING HOME RUNS (1):** 6/21/19 vs. TOR off Jordan Romano (10th); **GAME-ENDING HOME RUNS (2):** 8/1/17 vs. CLE off Cody Allen; 6/21/19 vs. TOR off Jordan Romano (10th); **INSIDE-THE-PARK HOME RUNS (0)**

Major League Firsts

GAME: 7/9/14 vs. CWS (started at C); **HIT:** 7/11/14 at HOU off Scott Feldman (double, 3rd inning); **HOME RUN:** 9/25/14 vs. TB off Jeremy Hellickson (2-run, 2nd inning); **GAME-ENDING RBI:** 8/1/17 vs. CLE off Cody Allen (3-run HR, 9th inning)

76 HECTOR VELÁZQUEZ

RHP



Bats: Right • **Throws:** Right • **Height:** 6-0 • **Weight:** 218

Opening Day Age: 31 • **MLB Service:** 2 years, 17 days

Born: 11/26/1988 in Sonora, Mexico

Resides: Ciudad Obregon, Mexico

Acquired: Contract purchased from Campeche on 2/18/2017

Contract Status: Signed through 2020

The Rundown

- Entering his 4th season in the BOS organization.
- Pitched in the Mexican League from 2010-16 before the Red Sox purchased his contract on 2/18/17.
- Made the Red Sox' Opening Day roster in 2018 and '19.
- Is 8-1 with a 2.99 ERA (33 ER/99.1 IP) in 70 ML relief appearances and 3-6 with a 5.27 ERA (39 ER/66.2 IP) in 19 starts.
- During the Red Sox' 2018 World Series championship season, went 7-2 with a 3.18 ERA (30 ER/85.0 IP) in 47 appearances (8 starts) during the regular season.
- Went 10-0 with a 2.05 ERA (17 ER/74.2 IP) over 38 appearances (5 starts) with BOS from 6/14/17-7/30/18.
- Pitched for the MLB team in the 6-game Japan All-Star Series in November 2018.
- He and his wife, Asamary Osobampo, have 2 sons, Hector Emilio (born May 2015) and Josue Mateo (born December 2018).

Additional Career Highlights

- Allowed 6 ER in 5.0 IP in his ML debut with the Sox on 5/18/17 at OAK, but has gone 11-6 with a 3.69 ERA (66 ER/161.0 IP) since then.
- Is the only BOS pitcher since 1920 to earn a win in each of his first 3 career relief appearances, doing so on 6/14/17 at PHI, 7/18/17 vs. TOR, and 9/5/17 vs. TOR.
- Made his 1st career Opening Day roster in 2018 and spent the entire season with the ML club...Was 5-0 with a 2.63 ERA (16 ER/54.2 IP) in 39 relief appearances.
- Following the 2018 season, pitched for the MLB team in the 6-game Japan All-Star Series in November...Made his lone appearance on 11/14 against Samurai Japan, throwing the 6th-7th innings.
- Also pitched in an exhibition game against the Yomiuri Giants on 11/18/18 at Tokyo Dome...Started that game and earned the win, a 9-6 victory for the MLB All-Stars.
- Made his U.S. debut in 2017 and spent most of that season with Triple-A Pawtucket...Made his ML debut with 8 appearances (3 starts) over 5 stints with BOS.
- Allowed 6 ER in 5.0 IP in his ML debut on 5/18/17 at OAK (start), but went 3-0 with a 0.92 ERA (2 ER/19.2 IP) in his remaining ML games that season...Allowed 0 runs in relief (10.1 IP).

MEXICAN-BORN PLAYERS TO APPEAR IN A GAME FOR THE RED SOX

Player	Pos.	Years	Games
Mel Almada	OF	1933-37	316
Bobby Avila	INF	1959	22
Vicente Romo	RHP	1969-70	100
Carlos Rodriguez	INF	1994-95	70
Dennys Reyes	LHP	2011	4
Alfredo Aceves	RHP	2011-13	135
Hector Velázquez	RHP	2017-19	89

- Made his U.S. debut with the PawSox on 4/11/17 vs. Syracuse (4.2 IP, 3 ER), then allowed 0 runs in his next 3 outings with Pawtucket (17.1 IP)...Threw 6.0 perfect innings on 4/30/17 vs. Gwinnett.
- Earned his 1st ML win on 6/14/17 at PHI, allowing only 1 hit in 3.1 scoreless innings of relief...Also earned the win in Red Sox extra-inning victories on 7/18 vs. TOR (15 inn., 4.0 IP, 0 R) and 9/5 vs. TOR (19 inn., 1.0 IP, 0 R).

Mexican League Highlights

- In 7 seasons in the Mexican League with Campeche (2010-15) and Monclova (2016), went 43-29 with a 3.76 ERA (287 ER/687.1 IP) in 136 appearances (120 starts).
- After spending his first 6 professional seasons with Campeche, spent the entire 2016 season with Monclova of the Mexican League while on loan from Campeche.
- Tabbed 2010 Mexican League Rookie of the Year.
- On 8/6/16 vs. Aguascalientes, surrendered only 1 hit in a 9.0-inning shutout (0 BB)...Also gave up 0 runs and 1 hit in his next outing on 8/11 vs. Reynosa (7.0 IP, 0 BB).
- Pitched in the Mexican Pacific Winter League following each season from 2010-17...Named the league's Pitcher of the Year for the 2013-14 and 2016-17 seasons.
- Led the Mexican Pacific Winter League in wins (9), strikeouts (87), and winning percentage (.750) during the 2016-17 season...Also led the league in wins (8) in the 2013-14 season.
- Also made 2 starts for Mexico in the 2016-17 Caribbean Series...Earned the win on 2/2/17 vs. the Dominican Republic...Pitched 6.0 shutout innings in the championship game vs. Puerto Rico on 2/7/17, a 1-0, 10-inning loss.

Hector Velázquez

Hector Velázquez, Continued

2019 Highlights

- 🔴 Made his 2nd consecutive Opening Day roster and spent the majority of the season with BOS.
- 🔴 For BOS, posted a 6.95 ERA in 8 starts (17 ER/22.0 IP) and a 4.46 ERA in 26 relief appearances (17 ER/34.1 IP).
- 🔴 The Sox were 5-3 in his starts...He pitched 3.1 innings or fewer in 7 of those (5.0 IP on 5/12 vs. SEA).
- 🔴 7 of his first 13 ML appearances were as a starter, but 20 of his remaining 21 came in relief.
- 🔴 Pitched in 12 games for Triple-A Pawtucket, all in relief.
- 🔴 Pitched in each of the Sox' 3 games vs. LAD from 7/12-14...Optioned to Pawtucket after the series finale.
- 🔴 Made his first Triple-A appearance of the season on 7/20 and pitched in 6 games for the PawSox.
- 🔴 Earned his first career save on 8/6 at Columbus, throwing a perfect 9th inning with 2 SO.
- 🔴 Recalled by BOS on 8/8...Optioned to Pawtucket after the game on 8/10 vs. LAA.
- 🔴 Recalled by BOS on 9/1 and spent the remainder of the season with the ML club, posting a 3.24 ERA (3 ER/8.1 IP) in 8 more appearances for the Sox.

2019 Season Timeline

- 🔴 Was the starting pitcher in the Sox' 1-0 win at ARI on 4/7 (3.0 IP, 1 H, 0 BB, 3 SO).
- 🔴 Placed on the 10-day injured list on 5/30 with a low back strain...Made a rehab appearance for Short-A Lowell on 6/15 (1.0 IP, 1 H, 2 SO).
- 🔴 Reinstated from the IL on 6/17...Pitched 4.0 innings of relief in the Sox' 4-3, 17-inning loss at MIN on 6/18, allowing only 1 run from the 13th-16th innings.
- 🔴 Returned to the IL with a low back strain on 6/19... Reinstated 10 days later on 6/29 and threw 2.0 scoreless innings vs. NYY that day at London Stadium (0 BB, 3 SO).

In the Community

- 🔴 Visited patients at Shriners Hospital on 4/30/19.
- 🔴 In 2018, participated in events that benefit the Red Sox Foundation, including Casino Night and Picnic in the Park.
- 🔴 Took part in the Red Sox Novatos program during spring training in 2017, providing free tickets and interacting with kids before a game.

Hector Velázquez's Career Record

YEAR	CLUB	W-L	ERA	G-GS	CG-SHO	SV	IP	H	R	ER	HR	HB	BB	SO	SO/9	WHIP	AVG
2010	Campeche (MEX)	6-4	2.93	29-14	1-1	0	92.0	84	33	30	6	4	39	50	4.89	1.34	.255
2011	Campeche (MEX)	1-1	4.71	5-5	0-0	0	21.0	25	11	11	1	1	13	20	8.57	1.81	.306
2012	Campeche (MEX)	11-7	4.40	19-19	0-0	0	104.1	111	55	51	14	6	32	79	6.81	1.37	.275
2013	Campeche (MEX)	3-5	4.19	22-22	0-0	0	124.2	147	65	58	17	7	39	91	6.57	1.49	.300
2014	Campeche (MEX)	11-7	4.10	21-21	0-0	0	118.2	120	59	54	11	10	39	98	7.43	1.34	.267
2015	Campeche (MEX)	6-4	4.44	18-17	0-0	0	95.1	98	54	47	10	9	35	70	6.61	1.40	.275
2016	Monclova (MEX)	5-1	2.47	22-22	1-1	0	131.1	115	43	36	8	2	16	120	8.22	1.00	.236
2017	Pawtucket	8-4	2.21	19-19	0-0	0	102.0	78	27	25	7	2	24	79	6.97	1.00	.213
	BOSTON	3-1	2.92	8-3	0-0	0	24.2	21	8	8	4	0	7	19	6.93	1.14	.236
2018	BOSTON	7-2	3.18	47-8	0-0	0	85.0	97	35	30	7	7	26	53	5.61	1.45	.290
	Pawtucket	0-0	0.00	1-0	0-0	0	1.0	0	0	0	0	0	0	1	9.00	0.00	.000
2019	BOSTON	1-4	5.43	34-8	0-0	0	56.1	58	40	34	7	3	28	49	7.83	1.53	.275
	Lowell	0-0	0.00	1-0	0-0	0	1.0	1	0	0	0	0	0	2	18.00	1.00	.333
	Pawtucket	0-0	3.31	12-0	0-0	1	16.1	11	6	6	3	0	11	14	7.71	1.35	.200
	Major League Totals	11-7	3.90	89-19	0-0	0	166.0	176	83	72	18	10	61	121	6.56	1.43	.277
	Minor League Totals	8-4	2.32	33-19	0-0	1	120.1	90	33	31	10	2	35	96	7.18	1.04	.210
	Mexican League Totals	43-29	3.76	136-120	2-2	0	687.1	700	320	287	67	39	213	528	6.91	1.33	.269

- 2017 Contract purchased by the Boston Red Sox from Campeche, 2/18
- 2018 On disabled list with a low back strain, 5/14-23
- 2019 On injured list with a low back strain, 5/30-6/16
On injured list with a low back strain, 6/19-28

Career Single-Game Highs

INNINGS: 5.2, 4/1/18 at TB (start); 4.0, 2x, last 6/18/19 at MIN (relief); **STRIKEOUTS:** 5, 3x, last 4/23/19 vs. DET (start); 4, 5/29/19 vs. CLE (relief); **HITS:** 9, 5/18/17 at OAK (start); 6, 6/23/18 vs. SEA (relief); **RUNS:** 8, 8/24/18 at TB (start); 4, 2x, last 9/18/19 vs. SF (relief); **WALKS:** 4, 4/15/19 vs. BAL (start); 2, 6x, last 9/11/19 at TOR (relief); **HOME RUNS:** 3, 5/18/17 at OAK (start); 1, 6x, last 7/3/19 vs. LAD (relief); **EJECTIONS:** None; **SCORELESS INNINGS STREAK:** 14.1, 6/19/17-4/1/18

Major League Firsts

APPEARANCE: 5/18/17 at OAK (5.0 IP, start); **STRIKEOUT:** 5/18/17 at OAK (Ryon Healy, swinging); **WIN:** 6/14/17 at PHI (3.1 IP); **SAVE:** N/A

99 ALEX VERDUGO OF



Bats: Left • **Throws:** Left • **Height:** 6-0 • **Weight:** 192
Opening Day Age: 23 • **MLB Service:** 1 year, 78 days
Born: 5/15/1996 in Tucson, AZ
Resides: Tucson, AZ
Acquired: From the Los Angeles Dodgers in a 5-player trade on 2/10/2020
Contract Status: Signed through 2020

The Rundown

- 🔥 Enters his 7th professional season, his 1st in the Red Sox organization.
- 🔥 Selected by LAD in the 2nd round of the 2014 June Draft and spent his first 6 seasons in the Dodgers system.
- 🔥 Made his ML debut in 2017 and his 1st Opening Day roster in 2019.
- 🔥 Entered 2019 ranked by MLB.com as the Dodgers' top prospect and as MLB.com's No. 35 overall prospect.
- 🔥 Has hit above .300 against LHP in both the majors (.306, 38-for-124) and the minors (.323, 149-for-462).
- 🔥 Has struck out only 67 times in 158 ML games (488 PA).
- 🔥 In his ML career, has made 61 starts in CF, 21 in LF, and 20 in RF...Has recorded 7 OF assists.

Additional Career Highlights

- 🔥 In 208 career games at the Triple-A level, has posted a .321/.389/.452/.842 batting line (249-for-776) with 46 2B, 4 3B, 16 HR, 106 RBI, 111 runs, 86 BB, and 97 SO.
- 🔥 Played for Team Mexico in the 2017 World Baseball Classic, appearing in 3 games for the club (5-for-14, 3 R).
- 🔥 Has earned 4 post-season All-Star selections: Arizona League (2014), Midwest League (2015), Texas League (2016), and Pacific Coast League (2018).
- 🔥 Has also earned 3 mid-season All-Star selections in the Texas League (2016) and Pacific Coast League (2017-18).
- 🔥 Named a 2014 *Baseball America* Rookie All-Star.
- 🔥 Named the Dodgers' 2015 Branch Rickey Minor League Player of the Year.
- 🔥 Selected to play in the 2017 SiriusXM All-Star Futures Game.
- 🔥 Named a Rising Star after playing for Glendale in the 2016 Arizona Fall League.
- 🔥 Is a 2-time Player of the Week in the California League (9/7/15) and Texas League (7/17/16).
- 🔥 Had a 20-game hitting streak with Triple-A Oklahoma City from 6/8-30 in 2017, batting .488 (39-for-80).
- 🔥 Had his contract selected on 9/1/17 and made his ML debut that day, starting in CF at SD (0-for-3, BB)...His 1st HR came on 9/10/17 vs. COL, a pinch-hit solo homer in the 9th inning off of Adam Ottavino.

ALEX'S SPLITS IN 2019

Stat	OPS
vs. LHP	.843
vs. RHP	.807
Home	.816
Away	.819
Bases empty	.837
with RISP	.812
with 0 outs	.914
with 2 outs	.816
Innings 7+	.861

HIGHEST BATTING AVERAGE FOR LEFT-HANDED HITTERS VS. LEFT-HANDED PITCHERS IN 2019

Rk.	Player (Club)	AVG
1.	Alex Verdugo (LAD)	.327
2.	Daniel Murphy (COL)	.320
3.	David Dahl (COL)	.319
4.	Jeff McNeil (NYM)	.312
5.	Kevin Kiermaier (TB)	.311

Min. 100 at-bats vs. LHP

2019 Highlights

- 🔥 Made his 1st Opening Day roster and hit above .300 for a majority of the season.
- 🔥 Missed the final 2 months of the season on the injured list.
- 🔥 Struck out only 49 times...His average of 7.69 PA/SO ranked 10th in the NL (min. 300 PA).
- 🔥 Had an .800+ OPS against both LHP (.843) and RHP (.807)...His .327 AVG vs. LHP (33-for-101) ranked 1st in the majors among left-handed hitters (min. 100 AB).
- 🔥 Also had an .800+ OPS in both home games (.816) and road games (.819).
- 🔥 Was 5-for-15 (.333) with a HR as a pinch-hitter.
- 🔥 Reached in all 3 PA in extra innings (2-for-2, BB, HR).
- 🔥 When batting in the 7-8-9 spots in the order, went 39-for-107 (.364) with 4 HR.
- 🔥 Recorded a pair of 4-hit games, going 4-for-6 with 2 HR on 6/22 vs. COL and 4-for-4 on 7/31 at COL.

Alex Verdugo

Alex Verdugo, Continued

2019 Season Timeline

🔥 Made the Dodgers' Opening Day roster and appeared in 106 of the club's 114 games through 8/4.

🔥 After going 0-for-1 on Opening Day (3/28 vs. ARI), finished each day from 3/29-6/7 hitting at least .300.

🔥 Recorded his 1st career game-ending RBI with a sacrifice fly in the 9th inning on 5/29 vs. NYM.

🔥 In an 18-game stretch from 6/11-29, hit .370 (27-for-73) with 5 HR and a 1.049 OPS.

🔥 On 6/22 vs. COL, recorded his 1st career multi-homer game (2 HR), his 1st career walk-off HR, and his 1st career extra-inning HR, breaking a 4-4 tie in the 11th inning.

🔥 From 6/27-29 at COL, went 7-for-14 with 2 HR.

🔥 From 7/12-14, went 4-for-9 with a HR at Fenway Park...On 7/14, delivered an RBI single in the 12th inning of a 7-4 win over BOS.

🔥 Placed on the injured list on 8/5 with a right oblique strain and missed the remainder of the season.

🔥 Appeared in 1 rehab game with Rookie-level Ogden on 9/2, but he returned to LAD's spring training complex in Arizona due to back stiffness.

Personal

🔥 Full name is Alexander Brady Verdugo.

🔥 Signed by Dustin Yount (Dodgers).

🔥 Was a 2-way player at Sahuarto High School in Tucson, AZ...Posted a 2.19 ERA with 401 SO and 26 wins while batting .486 with 16 HR and 145 RBI.

🔥 Earned a spot on the National team for the 2013 Under Armour All-America Game, where he was also voted MVP.

Alex Verdugo's Career Record

YEAR	CLUB	AVG	G	AB	R	H	2B	3B	HR	RBI	SH	SF	HB	BB	SO	SB	CS	OBP	SLG	OPS
2014	AZL Dodgers	.347	49	170	28	59	14	3	3	33	0	2	4	20	14	8	0	.423	.518	.941
	Ogden	.400	5	20	3	8	1	0	0	8	0	0	0	4	3	0	0	.400	.450	.850
2015	Great Lakes	.295	101	421	50	124	23	2	5	42	1	2	3	17	53	13	5	.325	.394	.719
	Rancho Cucamonga	.385	23	91	20	35	9	2	4	19	0	1	0	4	12	1	0	.406	.659	1.066
2016	Tulsa	.273	126	477	58	130	23	1	13	63	0	4	4	44	67	2	6	.336	.407	.743
2017	Oklahoma City	.314	117	433	67	136	27	4	6	62	1	5	4	52	50	9	3	.389	.436	.825
	LOS ANGELES-NL	.174	15	23	1	4	0	0	1	1	0	0	0	2	4	0	1	.240	.304	.544
2018	Oklahoma City	.329	91	343	44	113	19	0	10	44	0	1	1	34	47	8	2	.391	.472	.863
	LOS ANGELES-NL	.260	37	77	11	20	6	0	1	4	1	0	0	8	14	0	0	.329	.377	.706
2019	LOS ANGELES-NL	.294	106	343	43	101	22	2	12	44	0	6	2	26	49	4	1	.342	.475	.817
	Ogden	.000	1	1	1	0	0	0	0	0	0	0	0	2	0	0	0	.667	.000	.667
Major League Totals		.282	158	443	55	125	28	2	14	49	1	6	2	36	67	4	2	.335	.449	.784
Minor League Totals		.309	513	1956	271	605	116	12	41	271	2	15	16	173	247	44	16	.368	.444	.811

2014 Signed by the Los Angeles Dodgers as a 2nd-round selection in the June Draft

2019 On injured list with a right oblique strain, 8/5 through end of season

2020 Acquired by the Boston Red Sox with INF Jeter Downs and C/INF Connor Wong in exchange for OF Mookie Betts, LHP David Price, and cash, 2/10

Career Fielding Record

POS	PCT.	G	GS	PO	A	E	TC	DP
OF	.986	135	102	208	7	3	218	0

Career Single-Game Highs

HITS: 4, 2x, last 7/31/19 at COL; **DOUBLES:** 2, 2x, last 5/19/19 at CIN; **HOME RUNS:** 2, 6/22/19 vs. COL; **RBI:** 3, 4x, last 5/19/19 at CIN; **RUNS SCORED:** 3, 3x, last 7/15/19 at PHI; **WALKS:** 2, 2x, last 5/6/19 vs. ATL; **STRIKEOUTS:** 3, 7/27/19 at WSH; **STOLEN BASES:** 1, 4x, last 6/25/19 at ARI; **HITTING STREAK:** 8, 6/18-25/19; **EJECTIONS:** None

Home Run Notes

2-HOME RUN GAMES (1): 6/22/19 vs. COL; **LEADOFF HOME RUNS (0); GRAND SLAMS (0); PINCH-HIT HOME RUNS (2):** 9/10/17 vs. COL off Adam Ottavino; 4/1/19 vs. SF off Drew Pomeranz; **EXTRA-INNING HOME RUNS (1):** 6/22/19 vs. COL off Jesus Tinoco (11th); **GAME-ENDING HOME RUNS (1):** 6/22/19 vs. COL off Jesus Tinoco; **INSIDE-THE-PARK HOME RUNS (0)**

Major League Firsts

GAME: 9/1/17 at SD (started in CF); **HIT:** 9/2/17 at SD-G1 off Clayton Richard (single, 2nd inning); **HOME RUN:** 9/10/17 vs. COL off Adam Ottavino (solo, 9th inning); **GAME-ENDING RBI:** 5/29/19 vs. NYM off Edwin Diaz (sac fly, 9th inning)

64 MARCUS WALDEN

RHP



Bats: Right • **Throws:** Right • **Height:** 5-10 • **Weight:** 198

Opening Day Age: 31 • **MLB Service:** 1 year, 25 days

Born: 9/13/1988 in Fresno, CA

Resides: Fresno, CA

Acquired: Signed as a minor league free agent on 10/13/2017

Contract Status: Signed through 2020

The Rundown

🔥 Enters his 14th professional season, his 4th in the Red Sox organization...Signed by BOS as a minor league free agent on 12/14/16 and again on 10/13/17.

🔥 Made his ML debut in 2018 with the Red Sox.

🔥 Earned the 2019 Unsung Hero Award from the Boston Baseball Writers...That season, set the Red Sox single-season rookie record for pitching appearances (70).

🔥 Spent his first 7 seasons (2007-13) in the Blue Jays organization after being selected by TOR in the 9th round of the 2007 June Draft.

🔥 Has also pitched in the A's (2014), Reds (2015), and Twins (2016) organizations...Spent most of the 2015 season with Lancaster in the independent Atlantic League.

🔥 Underwent Tommy John surgery in March 2010, missing the entire 2010 season and part of 2011.

🔥 Has allowed only 13 HR in 290.0 IP in the last 4 seasons (0.40 HR/9.0 IP) between the major and minor leagues.

🔥 Earned Triple-A Pawtucket's Most Valuable Pitcher Award in 2017.

🔥 Married his wife, Nichole, in November 2013...The couple has 2 daughters, Sutton and Palmer.

🔥 Has been nicknamed "Waldo" since childhood.

Additional Career Highlights

🔥 2019 marked the 1st time he began Spring Training on a 40-man roster...Had attended Spring Training as a non-roster invitee with TOR (2014) and BOS (2017-18).

🔥 Made the Red Sox' 2018 Opening Day roster...Made his ML debut on 4/1/18 at TB (1.1 IP, 0 R)...Earned his 1st ML save on 4/14/18 vs. BAL (3.0 IP, 1 R).

🔥 Spent entire 2017 season with Triple-A Pawtucket and earned the club's Most Valuable Pitcher Award...Following the season, appeared in 6 games (5 GS) for Toros del Este of the Dominican Winter League.

🔥 In 2016, his lone season in the Twins organization, was placed on the 7-day disabled list with a right shoulder strain on 8/8 and missed the remainder of the season...Following the season, pitched in 2 games for Aragua of the Venezuelan Winter League.

🔥 Spent most of the 2015 season with Lancaster in the independent Atlantic League...Made 1 appearance with CIN's Double-A Pensacola before being released on 4/20.

🔥 Attended 2014 spring training with TOR as a non-roster invitee...TOR purchased his contract from Triple-A Buffalo on 4/5, but he did not appear in a game before being optioned on 4/9...Designated for assignment on 4/15 and claimed off waivers by OAK on 4/16.

WORTH THE WAIT

Marcus' first appearance on an active ML roster came in 2014 when TOR purchased his contract from Triple-A Buffalo on 4/5. He did not appear in a game before being optioned back to Buffalo on 4/9. It would be another 4 years before he returned to an active ML roster, making his big league debut with the Red Sox in April 2018.

🔥 Named a 2013 Eastern League mid-season All-Star...Led the league in innings pitched (162.1)...Named EL Pitcher of the Week on 5/20.

🔥 In 2012, led TOR minor leaguers in wins, going 14-4 with a 2.97 ERA (46 ER/139.1 IP) in 27 appearances (26 starts) between Single-A Lansing and High-A Dunedin.

🔥 Spent the entire 2011 season with Single-A Lansing and allowed only 1 HR in 100.0 IP...Missed the 1st month of the season recovering from Tommy John surgery.

🔥 Missed the entire 2010 season recovering from Tommy John surgery performed in March.

🔥 Made 4 starts with High-A Dunedin in 2009 before injuring his right elbow on 4/28...Placed on the 7-day DL with a right elbow injury on 4/29 and missed the remainder of the season...Elected to rehab his elbow rather than have surgery.

2019 Highlights

🔥 Appeared in a career-high 70 games for BOS despite beginning the year with Triple-A Pawtucket.

🔥 Set a Red Sox rookie record for appearances in a single season (previous: 66 by Hideki Okajima in 2007).

🔥 His 70 appearances were T-10th in the AL and T-2nd on the Sox' staff with Matt Barnes (Brandon Workman - 73).

🔥 Finished 9th in the AL with 78.0 relief innings, the most by a BOS pitcher since 2012 (Alfredo Aceves - 84.0).

🔥 Ranked 2nd in the AL with 9 relief wins.

🔥 Held opponents to a .213 AVG (61-for-287), including a .186 mark (21-for-113) after the All-Star break.

🔥 Stranded 25 of his 37 inherited runners...Among Red Sox, only Colten Brewer had more inherited runners (38).

🔥 Pitched more than 1.0 inning 19 times, including 2.0+ innings 11 times.

🔥 Recorded 2 saves for BOS (5/26 at HOU, 7/23 at TB).

Marcus Walden, Continued

2019 A.L. ROOKIE RANKINGS

Walden	Rank
70 appearances	2nd
3.81 ERA	4th
.213 opponent AVG	4th
0.69 HR/9.0 IP	3rd
<i>Min. 40.0 IP</i>	

2019 Season Timeline

- 🔴 Began the year with the PawSox and made his lone appearance on 4/4 at Syracuse...Recalled by BOS on 4/6.
- 🔴 Earned the 1st win of his ML career in his season debut on 4/7 at ARI, a 1-0 Sox victory (2.0 IP).
- 🔴 Struck out a career-high 5 batters on 4/15 vs. BAL.
- 🔴 Optioned to Pawtucket post-game on 4/15...Was recalled again on 4/18 and remained with BOS.
- 🔴 From 4/20-6/4, posted a 1.44 ERA (4 ER/25.0 IP) with 25 SO over 17 games...That stretch included a career-best 9.1-inning scoreless streak from 4/20-5/5.
- 🔴 Did not allow a hit to 31 consecutive batters faced, which spanned parts of 9 games between 7/28-8/12.
- 🔴 In 25 appearances from 7/15-9/6, posted a 2.13 ERA and held opponents to a .123 AVG (25.1 IP, 10 H, 6 ER).

Personal

- 🔴 Full name is Marcus Walter Walden.
- 🔴 Signed by Tim Rooney (Blue Jays).
- 🔴 Attended Fresno City College in 2007 after graduating from Central High School in Fresno, CA.

In the Community

- 🔴 In 2009, opened the Do It Big (DIB) baseball academy in Fresno, CA, with a friend...In 2014 the DIB academy expanded to a 7,500-square-foot training center for its 5 youth teams, serving players from ages 6-22.
- 🔴 Attended Red Sox Winter Weekend in January 2019 and '20, signing autographs, posing for pictures with fans, and taking part in panel discussions and kids clinics.
- 🔴 Visited patients at Walter Reed Medical Center in Washington, DC, in May 2019.
- 🔴 Took part in several community/fan events during his 2019 rookie season, including Red Sox Destinations, Sox Talk, BoSox Family Day, a Boys & Girls Club dinner, and a Play Campaign event.
- 🔴 In 2017 and 2018 with Pawtucket, participated in the PawSox Lunch Box program, which lets kids spend 1-on-1 time with players before Saturday home games.
- 🔴 Also in 2017, spoke to aspiring sports writers from the "Rhode Island Write on Sports" summer camp.

Marcus Walden's Career Record

YEAR	CLUB	W-L	ERA	G-GS	CG-SHO	SV	IP	H	R	ER	HR	HB	BB	SO	SO/9	WHIP	AVG
2007	GCL Blue Jays	2-4	3.05	12-10	0-0	0	44.1	45	21	15	3	0	12	32	6.50	1.29	.265
2008	Auburn	2-3	4.80	14-11	0-0	0	60.0	70	38	32	4	3	20	51	7.65	1.50	.288
2009	Dunedin	2-1	8.64	4-4	0-0	0	16.2	30	20	16	1	2	10	8	4.32	2.40	.385
2010							Did Not Pitch										
2011	Lansing	6-6	3.24	28-13	0-0	0	100.0	90	48	36	1	6	28	54	4.86	1.18	.239
2012	Lansing	5-2	3.11	14-14	0-0	0	66.2	54	24	23	4	2	30	40	5.40	1.26	.229
	Dunedin	9-2	2.85	13-12	0-0	0	72.2	58	26	23	0	3	18	42	5.20	1.05	.216
2013	New Hampshire	6-14	3.71	26-26	1-1	0	162.1	184	76	67	9	8	50	88	4.88	1.44	.289
2014	Buffalo	0-1	13.50	3-0	0-0	0	4.0	5	6	6	1	1	3	1	2.25	2.00	.313
	Sacramento	2-2	5.73	11-11	0-0	0	59.2	69	42	38	6	4	27	34	5.13	1.61	.297
	Midland	1-2	3.79	21-0	0-0	2	35.2	38	22	15	2	4	13	26	6.56	1.43	.273
2015	Pensacola	0-1	12.00	1-1	0-0	0	3.0	7	5	4	0	0	3	2	6.00	3.33	.538
	Lancaster (IND)	2-4	2.95	48-3	0-0	15	64.0	59	24	21	2	5	22	49	6.89	1.27	.252
2016	Chattanooga	0-0	1.74	6-0	0-0	1	10.1	3	2	0	1	3	7	6.10	0.58	.091	
	Rochester	1-1	2.54	36-0	0-0	5	46.0	41	15	13	1	3	13	33	6.46	1.17	.236
2017	Pawtucket	10-6	3.92	29-15	1-1	0	105.2	102	52	46	4	4	36	86	7.32	1.31	.256
2018	BOSTON	0-0	3.68	8-0	0-0	1	14.2	14	7	6	0	1	3	14	8.59	1.16	.255
	Pawtucket	0-4	4.96	18-5	0-0	2	32.2	44	24	18	2	2	17	24	6.61	1.87	.317
	Lowell	0-0	3.38	2-0	0-0	0	2.2	2	1	1	0	0	3	3	10.13	1.88	.222
2019	Pawtucket	0-0	0.00	1-0	0-0	0	1.2	1	0	0	0	0	0	2	10.80	0.60	.167
	BOSTON	9-2	3.81	70-0	0-0	2	78.0	61	38	33	6	5	32	76	8.77	1.19	.213
	Major League Totals	9-2	3.79	78-0	0-0	3	92.2	75	45	39	6	6	35	90	8.74	1.19	.219
	Minor League Totals	46-49	3.88	239-122	2-2	10	824.0	843	422	355	38	43	286	533	5.82	1.37	.266
	Independent Lg. Totals	2-4	2.95	48-3	0-0	15	64.0	59	24	21	2	5	22	49	6.89	1.27	.252

- 2007 Signed by the Toronto Blue Jays as a 9th-round selection in the June Draft
- 2014 Claimed off waivers by the Oakland Athletics, 4/16
Signed by the Cincinnati Reds as a minor league free agent, 12/4
- 2015 Signed by the Minnesota Twins as a minor league free agent, 12/15
- 2016 Signed by the Boston Red Sox as a minor league free agent, 12/14
- 2017 Signed by the Boston Red Sox as a minor league free agent, 10/13

Career Single-Game Highs

INNINGS: 3.2, 5/3/18 at TEX; **STRIKEOUTS:** 5, 4/15/19 vs. BAL; **HITS:** 4, 2x, last 5/22/19 at TOR; **RUNS:** 4, 2x, last 7/5/19 at DET; **WALKS:** 2, 4/12/18 vs. NYY; **HOME RUNS:** 2, 6/9/19 vs. TB; **WINNING STREAK:** 6, 4/7-6/29/19; **EJECTIONS:** None; **SCORELESS INNINGS STREAK:** 9.1, 4/20-5/5/19

Major League Firsts

APPEARANCE: 4/1/18 at TB (1.1 IP, entered with 2 outs in 6th inning); **STRIKEOUT:** 4/2/18 at MIA (Justin Bour, swinging); **WIN:** 4/7/19 at ARI (2.0 IP); **SAVE:** 4/14/18 vs. BAL (3.0 IP)

65 RYAN WEBER

RHP



Bats: Right • **Throws:** Right • **Height:** 6-1 • **Weight:** 175

Opening Day Age: 29 • **MLB Service:** 1 year, 138 days

Born: 8/12/1990 in St. Petersburg, FL

Resides: St. Petersburg, FL

Acquired: Signed as a minor league free agent on 12/20/2018

Contract Status: Signed through 2020

The Rundown

- Entering his 12th professional season, his 2nd in the Red Sox organization.
- Drafted by ATL in 2009 following his freshman season at St. Petersburg College.
- Has made 42 ML appearances (11 starts) with ATL (2015-16), SEA (2017), TB (2018), and BOS (2019).
- Has issued 21 BB in 114.1 ML innings (1.65 BB/9.0 IP).
- Each of his 5 appearances with ATL in 2015 came as a starter, but 31 of his 37 ML outings from 2016-19 were in relief.

Additional Career Highlights

- Over 10 minor league seasons, is 44-42 with a 3.51 ERA (306 ER/785.1 IP) in 234 games (100 starts).
- Has issued just 1.52 BB/9.0 IP over his minor league career with a 4.24 SO/BB ratio (133 BB, 564 SO).
- Signed by TB as a minor league free agent on 1/26/18...Made his Rays debut on 4/10/18 at CWS to become just the 3rd person born in St. Petersburg to play for the Rays (also Doug Waechter and Casey Kotchman).
- In 2017, his only season in the SEA organization, began the year with a 15.2-inning scoreless streak for Triple-A Tacoma...Named Pacific Coast League Pitcher of the Week for 5/8-14.
- Recorded his 1st ML win in his 2016 season debut on 4/19 vs. LAD (3.2 IP, 1 ER)...After the season, was claimed off waivers by SEA on 11/2 but designated for assignment on 11/29 and outrighted off the 40-man roster on 12/2.
- Made his ML debut with 5 starts for ATL in September 2015...Threw a quality start but suffered the loss in his ML debut on 9/8 at PHI (6.0 IP, 4 H, 2 ER, BB, 2 SO).

2019 Highlights

- Completed his 1st season in the Red Sox organization.
- Spent most of the season with Triple-A Pawtucket, posting a 4.50 ERA (39 ER/78.0 IP) in 16 appearances, all starts.
- Pitched in 18 games (3 starts) over 4 stints with the ML club...Had a 7.94 ERA (10 ER/11.1 IP) as a starter and a 3.99 ERA (13 ER/29.1 IP) in relief.
- Allowed 7 ER in 4.0 IP on 5/29 vs. CLE, but posted a 3.93 ERA in his other 17 ML games (16 ER/36.2 IP).
- For BOS, struck out 29 batters and walked only 8 for a SO/BB ratio of 3.63 and a BB/9.0 IP rate of 1.77.

RYAN'S FIRST 4 GAMES AS A MEMBER OF THE RED SOX

Date	IP	H	R	BB	SO
5/6/19 at BAL	4.0	3	0	0	4
5/10/19 vs. SEA	1.0	1	0	0	2
5/18/19 vs. HOU	3.0	4	1	1	1
5/23/19 at TOR	6.0	3	1	0	4
Totals	14.0	11	2	1	11

2019 Season Timeline

- Attended spring training as a non-roster invitee and began the season with Pawtucket.
- Selected to the ML roster on 5/6...In his first 4 outings with BOS (1 start), was 1-0 with a 1.29 ERA and a .208 opponent AVG (14.0 IP, 11 H, 2 ER, 1 BB, 11 SO).
- Made his Red Sox debut on 5/6 at BAL and threw 4.0 scoreless innings of relief (3 H, 0 BB, 4 SO).
- Prior to Weber, the last pitchers to make their Sox debuts with 4.0+ scoreless innings and 0 BB were Nathan Eovaldi (7/29/18 vs. MIN) and Rich Gale (6/10/84 vs. MIL).
- Made his 1st start for BOS on 5/23 at TOR, allowing 1 run in 6.0 IP in an 8-2 victory (3 H, 0 BB, 4 SO)...Marked his 1st win in the majors since 4/19/16 for ATL vs. LAD.
- Optioned to Pawtucket on 6/7.
- Over a span of 6 Triple-A starts from 6/23-7/31, posted a 1.64 ERA and a .203 opponent AVG (33.0 IP, 24 H, 6 ER).
- Began his 3rd ML stint on 8/4 and allowed only 1 run in 7.0 IP over 3 appearances (all in relief) before being optioned after the game on 8/11 vs. LAA.
- Pitched 4.0 scoreless innings of relief on 8/4 at NYY, allowing only 1 hit with 0 BB and 2 SO.
- Recalled from Pawtucket on 9/1 and spent the remainder of the season with BOS.

Ryan Weber, Continued

Personal

- 🔥 Full name is James Ryan Weber.
- 🔥 Is married to Mallory Weber.
- 🔥 Signed by Buddy Hernandez (Braves).
- 🔥 Drafted by ATL in 2009 following his freshman season at St. Petersburg College...Also selected by PHI in the 12th round of the 2008 June Draft out of Clearwater Central Catholic High School, but did not sign.
- 🔥 Pitched for both the youth and junior national teams for USA Baseball.

In the Community

- 🔥 Attended Red Sox Winter Weekend in January 2020, signing autographs, posing for pictures with fans, and playing schoolyard games against teammates and fans.
- 🔥 During his 1st season with the Red Sox in 2019, met with Jimmy Fund patients prior to a home game in May and attended BoSox Family Day in August.

Ryan Weber's Career Record

YEAR	CLUB	W-L	ERA	G-GS	CG-SHO	SV	IP	H	R	ER	HR	HB	BB	SO	SO/9	WHIP	AVG
2009	GCL Braves	0-0	1.74	7-0	0-0	2	10.1	8	2	2	0	0	0	13	11.32	0.77	.216
2010	Rome	2-5	5.13	18-6	0-0	0	59.2	74	45	34	5	2	14	39	5.88	1.47	.312
	Danville	3-2	2.81	8-6	0-0	0	41.2	32	14	13	4	3	3	36	7.78	0.84	.212
2011	Rome	2-0	2.68	13-6	0-0	2	43.2	36	15	13	2	4	8	32	6.60	1.01	.222
	Lynchburg	0-0	3.00	2-0	0-0	0	6.0	6	2	2	0	0	3	3	4.50	1.50	.261
2012	Rome	5-5	5.88	16-11	0-0	0	72.0	86	52	47	4	4	16	54	6.75	1.42	.294
	Lynchburg	2-4	3.38	19-5	0-0	2	45.1	50	20	17	1	3	7	40	7.94	1.26	.276
2013	Lynchburg	6-5	3.84	22-15	1-0	0	93.2	90	50	40	6	11	15	81	7.78	1.12	.251
	GCL Braves	0-1	12.00	2-1	0-0	0	3.0	5	4	4	1	0	0	2	6.00	1.67	.385
2014	Mississippi	5-6	4.53	32-13	0-0	0	101.1	129	59	51	7	1	16	62	5.51	1.43	.317
2015	Mississippi	0-2	2.73	11-3	0-0	1	26.1	23	8	8	1	0	1	24	8.20	0.91	.232
	Gwinnett	6-3	2.21	27-6	0-0	3	73.1	60	18	18	7	3	9	35	4.30	0.94	.226
2016	ATLANTA	0-3	4.76	5-5	0-0	0	28.1	25	15	15	3	2	6	19	6.04	1.09	.248
	Gwinnett	2-3	2.76	26-5	0-0	1	62.0	65	21	19	1	4	14	41	5.95	1.27	.265
2017	ATLANTA	1-1	5.45	16-2	0-0	0	36.1	46	22	22	7	2	5	23	5.70	1.40	.309
	Tacoma	2-0	0.85	6-5	0-0	0	31.2	20	3	3	1	1	4	19	5.40	0.76	.180
2018	SEATTLE	0-0	2.45	1-1	0-0	0	3.2	3	1	1	0	0	0	0	0.00	0.82	.214
	TAMPA BAY	0-1	5.06	2-0	0-0	0	5.1	5	5	3	0	1	2	1	1.69	1.31	.238
2019	Durham	9-6	2.73	25-18	0-0	1	115.1	117	45	35	9	9	23	83	6.48	1.21	.264
	Pawtucket	1-5	4.50	16-16	1-0	0	78.0	86	41	39	9	3	25	63	7.27	1.42	.281
	BOSTON	2-4	5.09	18-3	0-0	0	40.2	48	25	23	5	3	8	29	6.42	1.38	.284
Major League Totals		3-9	5.04	42-11	0-0	0	114.1	127	68	64	15	8	21	72	5.67	1.29	.280
Minor League Totals		45-47	3.60	250-116	2-0	12	863.1	887	399	345	58	48	158	627	6.54	1.21	.266
Red Sox Totals		2-4	5.09	18-3	0-0	0	40.2	48	25	23	5	3	8	29	6.42	1.38	.284

- 2008 Selected by the Philadelphia Phillies in the 12th round of the June Draft (did not sign)
- 2009 Signed by the Atlanta Braves as a 22nd-round selection in the June Draft
- 2016 Claimed off waivers by the Seattle Mariners, 11/2
- 2018 Signed by the Tampa Bay Rays as a minor league free agent, 1/26
- Signed by the Boston Red Sox as a minor league free agent, 12/20

Career Single-Game Highs


INNINGS: 7.0, 2x, last 10/1/15 vs. WSH; **STRIKEOUTS:** 10, 10/1/15 vs. WSH; **HITS:** 9, 9/25/15 at MIA; **RUNS:** 7, 2x, last 5/29/19 vs. CLE; **WALKS:** 2, 4x, last 5/29/19 vs. CLE; **HOME RUNS:** 2, 4x, last 9/26/19 at TEX; **WINNING STREAK:** 1, 3x, last 9/1/19; **EJECTIONS:** None; **SCORELESS INNINGS STREAK:** 8.0, 7/19-8/11/19

Major League Firsts

APPEARANCE: 9/8/15 at PHI (6.0 IP, start); **STRIKEOUT:** 9/8/15 at PHI (Cody Asche, looking); **WIN:** 4/19/16 vs. LAD (3.2 IP); **SAVE:** N/A

39 MARCUS WILSON

OF



Bats: Right • **Throws:** Right • **Height:** 6-2 • **Weight:** 198

Opening Day Age: 23 • **MLB Service:** None

Born: 8/15/1996 in Los Angeles, CA

Resides: Phoenix, AZ

Acquired: From Arizona in exchange for Blake Swihart and international amateur signing bonus pool space on 4/19/2019

Contract Status: Signed through 2020

Career Highlights

- Entering his 7th professional season, his 1st with an invitation to ML Spring Training camp.
- Enters his 1st full season in the Red Sox organization after being acquired from ARI on 4/19/19...Was added to the Sox' 40-man roster on 11/20/19.
- Begins 2020 ranked by *Baseball America* as the Red Sox' No. 17 prospect.
- Has appeared exclusively as an OF during his minor league career, making 355 starts in CF, 57 in RF, and 53 in LF...Has recorded 28 OF assists in his career.
- Named a 2019 Arizona Fall League Rising Star.
- Tabbed a 2017 Midwest League mid-season and post-season All-Star with Single-A Kane County.
- Has been named Player of the Week twice: in April 2017 with Single-A Kane County (Midwest League) and June 2019 with High-A Salem (Carolina League).

2019 Highlights

- Hit .269 (104-for-386) with 18 HR and 58 RBI over 119 games between the ARI and BOS organizations... Spent a majority of the season at the Double-A level.
- Set career highs in games (119), runs (65), total bases (190), doubles (28), HR (18), RBI (58), and OPS (.850).
- Ranked among Red Sox minor leaguers with 26 2B (T-2nd), 43 XBH (T-4th), 16 HR (T-6th), 61 runs (T-9th), and 172 total bases (10th).
- Played 45 games for the Salem Red Sox, batting .342 (50-for-146) with 8 HR...Among Salem hitters with at least 100 AB, trailed only Jarren Duran (.387) for the club's highest AVG.

2019 Season Timeline

- Began the season with Double-A Jackson, playing 12 games before being acquired by BOS on 4/19.
- Played 19 games for Portland from 4/22-5/15, 45 games for Salem from 5/19-7/13, and his final 43 games of the season with Portland beginning 7/14.
- In 21 games for Salem in June, hit .375 with a 1.230 OPS (24-for-64, 15 R, 6 2B, 3B, 6 HR, 16 RBI).
- Hit a season-high 2 HR twice: 6/22 with Salem and 7/19 with Portland.
- Recorded a season-high 5 RBI for Portland on 8/2 at Bowie, going 3-for-5 with a HR.
- Played in 8 games for Peoria of the Arizona Fall League following the season and was named a Rising Star...Hit .333 (10-for-30) with 1 HR and 8 RBI.

Personal

- Drafted by ARI out of Junipero Serra High School (CA).
- Signed by Hal Kurtzman (Diamondbacks).

In the Community

- As part of the Red Sox Rookie Development Program, visited patients at Boston Children's Hospital on 1/15/20.

Marcus Wilson's Career Record

YEAR	CLUB	AVG	G	AB	R	H	2B	3B	HR	RBI	SH	SF	HB	BB	SO	SB	CS	OBP	SLG	OPS
2014	AZL D-Backs	.206	39	131	15	27	2	2	1	22	0	0	1	16	40	4	2	.297	.275	.572
2015	Missoula	.258	57	213	42	55	12	1	1	22	0	2	1	33	61	7	4	.357	.338	.695
2016	Hillsboro	.252	43	135	24	34	5	2	0	15	0	2	2	38	40	18	3	.418	.319	.737
	Kane County	.253	26	99	11	25	8	1	1	5	0	0	3	13	32	7	2	.357	.384	.740
2017	Kane County	.295	103	383	56	113	21	5	9	54	1	4	2	55	90	15	7	.383	.446	.829
2018	Visalia	.235	111	447	60	105	26	2	10	48	0	5	6	44	141	16	6	.309	.369	.678
2019	Jackson	.235	12	34	4	8	2	1	2	7	0	0	1	5	13	3	1	.350	.529	.879
	Portland	.223	62	206	35	46	14	0	8	22	0	2	2	28	82	6	0	.319	.408	.727
	Salem	.342	45	146	26	50	12	1	8	29	0	2	1	18	47	4	3	.413	.603	1.016
	Minor League Totals	.258	498	1794	273	463	102	15	40	224	1	17	19	250	546	80	28	.352	.399	.750

2014 Signed by the Arizona Diamondbacks as a 2nd-round selection in the June Draft

2019 Acquired by the Boston Red Sox in exchange for C/UTIL Blake Swihart and international amateur signing bonus pool space, 4/19

Marcus Wilson

68 JANTZEN WITTE

INF



Bats: Right • **Throws:** Right • **Height:** 6-2 • **Weight:** 195

Opening Day Age: 30 • **MLB Service:** None

Born: 1/4/1990 in Arlington, TX

Resides: Fort Worth, TX

Acquired: Selected in the 24th round of the 2013 June Draft

Contract Status: Signed through 2020

Non-Roster Invitee

Career Highlights

- 🔥 Enters his 8th professional season, his 1st in Major League Spring Training camp.
- 🔥 Has spent his entire career in the Red Sox' minor league system...In 321 games at the Triple-A level, has hit .261 (286-for-1,097) with 15 HR.
- 🔥 Has made 341 starts at 3B, 221 at 1B, 34 at 2B, and 12 in LF.
- 🔥 Named a mid-season All-Star in 2014 (South Atlantic League) and 2015 (Eastern League)...Was the starting 3rd baseman in the 2015 EL All-Star Game.
- 🔥 Named South Atlantic League Player of the Week on 5/12/14.
- 🔥 In 2014, led Red Sox minor leaguers in hits (153) and doubles (44)...Led all minor leaguers with 13 sac flies.

2019 Highlights

- 🔥 Played 6 games with Double-A Portland and 112 with Triple-A Pawtucket, batting .271 (112-for-413) with 22 2B and 9 HR.
- 🔥 Made the first pitching appearance of his career on 6/7 vs. Rochester, throwing the 7th inning in the opener of a doubleheader.
- 🔥 For the PawSox, hit .283 with a .372 OBP against LHP (30-for-106, 3 HR, 15 BB).
- 🔥 Hit .323 (31-for-96) in July.

Personal

- 🔥 Full name is Jantzen Connery Witte...Last name is pronounced like "witty."
- 🔥 Signed by Gregg Miller (Red Sox).
- 🔥 Graduated in 2013 from Texas Christian University with a degree in communications, with plans to pursue a master's degree in liberal arts.
- 🔥 As a senior at TCU in 2013, was named Big 12 Co-Scholar Athlete of the Year, 2nd-Team All-Big 12, and 1st-Team Academic All-Big 12.
- 🔥 Graduated from Martin (TX) High School.

Jantzen Witte's Career Record

YEAR	CLUB	AVG	G	AB	R	H	2B	3B	HR	RBI	SH	SF	HB	BB	SO	SB	CS	OBP	SLG	OPS
2013	GCL Red Sox	.244	13	41	2	10	2	1	0	7	0	0	0	6	9	1	0	.340	.341	.681
	Lowell	.121	20	66	6	8	3	0	0	3	0	0	4	3	15	0	0	.205	.167	.372
2014	Greenville	.330	65	233	50	77	24	2	8	54	0	8	5	36	56	4	3	.418	.554	.972
	Salem	.296	65	257	21	76	20	4	4	39	0	5	2	18	41	2	1	.340	.451	.791
2015	Portland	.283	85	314	36	89	25	2	4	48	0	5	6	36	47	3	3	.363	.414	.777
2016	Portland	.359	11	39	6	14	1	0	2	7	0	1	0	8	4	0	0	.458	.538	.996
	Pawtucket	.258	100	357	43	92	29	1	2	25	0	1	6	31	58	5	4	.327	.361	.688
2017	Pawtucket	.242	80	244	31	59	10	1	3	24	2	0	2	35	52	3	2	.342	.328	.670
2018	Pawtucket	.252	29	103	13	26	6	2	2	13	1	0	2	7	32	0	1	.313	.408	.720
	Portland	.277	75	278	43	77	18	1	10	50	0	2	4	31	74	6	3	.356	.457	.812
2019	Portland	.150	6	20	2	3	0	0	1	2	0	0	1	9	0	0	.190	.300	.490	
	Pawtucket	.277	112	393	45	109	22	0	8	49	0	4	5	34	82	8	4	.339	.394	.734
Minor League Totals		.273	661	2345	298	640	160	14	44	321	3	26	36	246	479	32	21	.348	.409	.757

2013 Signed by the Boston Red Sox as a 24th-round selection in the June Draft

2020
Red Sox

94 CONNOR WONG

C/INF



Bats: Right • **Throws:** Right • **Height:** 6-1 • **Weight:** 178
Opening Day Age: 23 • **MLB Service:** None
Born: 5/19/1996 in Houston, TX
Resides: Houston, TX
Acquired: From the Los Angeles Dodgers in a 5-player trade on 2/10/2020
Contract Status: Signed through 2020

Non-Roster Invitee

Career Highlights

- Entering his 4th professional season, his 1st in the Red Sox organization and his 1st in Major League Spring Training camp.
- Begins 2020 ranked by *Baseball America* as the Red Sox' No. 15 prospect.
- Selected by LAD in the 3rd round of the 2017 June Draft.
- Has played 181 games at catcher, 25 at 2B, and 13 at 3B in his minor league career...Has thrown out 66 of 210 (31.4%) attempted base stealers.
- Selected as a California League mid-season All-Star in 2018 and 2019...Started at catcher in the 2018 ASG.
- In his career, has hit .291 with a .915 OPS against LHP (50-for-172, 9 HR) and .272 with an .837 OPS against RHP (199-for-732, 39 HR).

2019 Highlights

- Split the season between High-A Rancho Cucamonga (71 G) and Double-A Tulsa (40 G)...Hit .281 (119-for-423) with an .878 OPS, 24 HR, 82 RBI, 24 2B, and 7 3B.
- Set career highs in games (111), hits, 2B, 3B, HR, RBI, SB (11), AVG, SLG (.541), and OPS.
- Ranked among Dodgers' minor leaguers in RBI (4th), XBH (4th), HR (T-4th), and total bases (5th).
- Participated in the California League Home Run Derby.
- Named Texas League Player of the Week for 8/26-9/2... Hit .520 (13-for-25) with 3 2B, 4 HR, and 12 RBI in 6 games.
- Named MiLB.com Player of the Month for August after batting .412 (40-for-97) with a 1.210 OPS, 5 2B, 9 HR, and 26 RBI in 26 games with Double-A Tulsa.

2019 Season Timeline

- Began the season with High-A Rancho Cucamonga.
- Threw out all 3 attempted base stealers for the Quakes on 6/20 at Lancaster.
- Assigned to Double-A Tulsa on 7/15, where he spent the remainder of the season.
- Threw out all 3 attempted base stealers on 8/20 vs. Amarillo.
- Hit safely in a season-best 11 consecutive games from 8/16-27...During that stretch, batted .512 (22-for-43) with a .533 OBP, 4 HR, and 10 RBI.
- Collected 3 hits in 6 of 7 games from 8/24-31, including in 4 straight from 8/24-27.
- Recorded a season-high 5 RBI on 8/30 at Corpus Christi.
- Hit safely in each of Tulsa's 10 playoff games, batting .417 (15-for-37) with 3 HR and 11 RBI.
- Recorded an RBI in each of his first 3 playoff games, homering in his 1st.
- Had multiple RBI in 3 straight Finals games vs. Amarillo: 3 RBI in Game 1, 2 RBI in Game 2, 2 RBI in Game 3.

Personal

- Full name is Connor Sun-Han Wong.
- Signed by Clint Bowers (Dodgers).
- Played baseball at the University of Houston from 2015-17...Was a 3-year starter.
- In 2017, was named Second Team All-American Conference as a catcher...Named First Team All-American Conference in 2016 as a utility player.
- Named to the 2017 Johnny Bench Award Watch List.
- Ahead of the 2017 June Draft, ranked by *Baseball America* as the No. 88 college prospect.
- Graduated from Pearland (TX) High School.

Connor Wong's Career Record

YEAR	CLUB	AVG	G	AB	R	H	2B	3B	HR	RBI	SH	SF	HB	BB	SO	SB	CS	OBP	SLG	OPS
2017	AZL Dodgers	.000	1	1	0	0	0	0	0	0	0	0	0	0	1	0	0	.000	.000	.000
	Great Lakes	.278	27	97	19	27	6	0	5	18	0	1	2	7	26	1	1	.336	.495	.831
2018	Rancho Cucamonga	.269	102	383	64	103	20	2	19	60	0	0	10	38	138	6	2	.350	.480	.831
2019	Rancho Cucamonga	.245	71	274	39	67	15	6	15	51	1	2	4	21	93	9	2	.306	.507	.813
	Tulsa	.349	40	149	17	52	9	1	9	31	0	2	1	11	50	2	1	.393	.604	.997
Minor League Totals		.275	241	904	139	249	50	9	48	160	1	5	17	77	308	18	6	.342	.510	.852

2017 Signed by the Los Angeles Dodgers as a 3rd-round selection in the June Draft

2020 Acquired by the Boston Red Sox with OF Alex Verdugo and INF Jeter Downs in exchange for OF Mookie Betts, LHP David Price, and cash, 2/10

Connor Wong

44 BRANDON WORKMAN

RHP



Bats: Right • **Throws:** Right • **Height:** 6-5 • **Weight:** 235

Opening Day Age: 31 • **MLB Service:** 5 years, 51 days

Born: 8/13/1988 in Arlington, TX

Resides: Prosper, TX

Acquired: Selected in the 2nd round of the 2010 June Draft

Contract Status: Signed through 2020

The Rundown

🔥 Entering his 10th year in professional baseball, all in the Red Sox organization.

🔥 Is a 2-time World Series champion with BOS (2013, '18)...Is the only pitcher to appear in at least 1 Postseason game for the Red Sox in both 2013 and 2018.

🔥 Made his ML debut in 2013 and his 1st Opening Day roster in 2014...Would not make his 2nd Opening Day roster until 2019 due to injuries.

🔥 Missed the entire 2015 and 2016 seasons due to a right elbow injury...Underwent Tommy John surgery on 6/15/15 in Pensacola, FL (Dr. James Andrews).

🔥 Recognized by the Boston Baseball Writers as the Red Sox 2017 Comeback Player of the Year and 2019 Fireman Award winner as the club's top reliever.

🔥 Owns the lowest single-season opponent AVG of the modern era (min. 60.0 IP), recording a .123 mark in 2019 (source: Elias)...His .166 opponent SLG that season is the lowest in the expansion era (see tables on right).

🔥 In 149 ML appearances from 2017-19, went 17-3 with 16 saves, a 2.59 ERA, and a .189 opponent AVG.

🔥 Will enter the 2020 season having faced 215 batters since his last HR (last: Charlie Blackmon, 5/14/19 vs. COL).

🔥 Born and raised in Texas...Pitched for the University of Texas from 2008-10.

🔥 Has a son, Grayson (born March 2017).

Additional Career Highlights

🔥 At Fenway Park from 2017-19, went 8-0 with 8 saves, a 1.87 ERA, and a .182 opponent AVG (81.2 IP, 51 H, 17 ER).

🔥 From 2018-19, held left-handed hitters to a .156 AVG and a .535 OPS (25-for-160, 61 SO).

🔥 Faced 41 consecutive batters without allowing a hit from 4/17-5/14 in 2019, the longest such streak for any Red Sox pitcher in the last 50 years (source: Elias).

🔥 Named AL Reliever of the Month for September 2019.

🔥 Appeared in 3 games during the Sox' 2018 Postseason run...Pitched in the first 2 games of the ALDS and in Game 1 of the ALCS...Was not on the World Series roster.

🔥 Optioned to Triple-A Pawtucket to begin the 2015 season, but had the option reversed and was placed on the 15-day DL (right elbow strain)...On 6/3, was transferred to the 60-day DL (partially torn right elbow ligament).

🔥 Ejected from the game on 5/30/14 vs. TB for throwing behind Evan Longoria after warnings were issued...Was suspended by MLB for 6 games.

🔥 Selected to the ML roster on 7/9/13 and made his ML debut in relief the next day (7/10 at SEA).

LOWEST OPPONENT BATTING AVERAGE SINCE 1900

Rk.	Pitcher (Team)	Year	AVG
1.	Brandon Workman (BOS)	2019	.123
2.	Craig Kimbrel (ATL)	2012	.126
3.	Koji Uehara (BOS)	2013	.130

Min. 60.0 IP (source: Elias Sports Bureau)

LOWEST OPPONENT SLUGGING PERCENTAGE SINCE 1961

Rk.	Pitcher (Team)	Year	SLG
1.	Brandon Workman (BOS)	2019	.166
2.	Craig Kimbrel (ATL)	2012	.172
3.	Eric Gagne (LAD)	2003	.176

Min. 60.0 IP (source: Elias Sports Bureau)

FIRST IMPRESSION

Workman made his ML debut in 2013 with BOS:

🔥 Took a no-hitter into the 7th inning of his 1st ML start (2nd appearance) on 7/14/13 at OAK...Bid was broken up by Josh Donaldson's 2-run HR in the 7th.

🔥 Earned 6 wins in the 2013 regular season, including 5 in relief...Worked 6.0+ IP and allowed 2 runs or fewer in each of his first 3 ML starts.

🔥 Made his Postseason debut in 2013, going 0-1 with a 0.00 ERA (1 R, 0 ER, 8.2 IP) in 7 games between the ALDS, ALCS, and World Series.

🔥 Threw 1.2 scoreless innings in ALCS Game 6 vs. DET...Ended a scoring threat in the 6th by stranding 2 inherited runners after beginning the inning with 2 men on and no outs with the Sox trailing, 2-1.

🔥 Appeared in 3 World Series games...Was charged with the loss in Game 3 at STL, also striking out in his 1st career postseason at-bat.

🔥 Retired the side in order in a scoreless 8th inning in the World Series clincher (Game 6).

🔥 Named 2012 Red Sox Minor League Pitcher of the Year...That season, was named Carolina League Pitcher of the Week for 4/23-29...Following the season, was rated by *Baseball America* as having the best curveball and best control in the Red Sox system.

2019 RELIEF PITCHER RANKINGS

Workman	AL	MLB
.123 opponent AVG	1st	1st
.166 opponent SLG	1st	1st
.433 opponent OPS	1st	1st
0.13 HR/9.0 IP	1st	1st
13.06 SO/9.0 IP	8th	15th
10 wins	1st	2nd
16 saves	T-12th	T-26th
73 appearances	T-3rd	T-8th
71.2 IP	T-12th	T-24th

Min. 50.0 IP

PITCHERS IN THE DH ERA (SINCE 1973) WITH 100+ STRIKEOUTS AND NO MORE THAN 1 HOME RUN ALLOWED

Pitcher (Team)	Year	HR	SO
Mariano Rivera (NYY)	1996	1	130
Carlos Marmol (CHC)	2010	1	138
David Robertson (NYY)	2011	1	100
Wade Davis (KC)	2014	0	109
Aroldis Chapman (CIN)	2014	1	106
Kyle Barraclough (MIA)	2016	1	113
Brandon Workman (BOS)	2019	1	104

2019 Highlights

- 👉 Set career highs in wins (10), saves (16), appearances (73), and SO (104)...Also posted career bests in opponent AVG (.123), OBP (.267), SLG (.166), and OPS (.433).
- 👉 His 36.3% SO rate (286 BF) and 13.06 SO/9.0 IP (71.2 IP) were also career bests.
- 👉 Was 1 of only 3 AL relievers (also Matt Barnes, Liam Hendriks) to reach 100+ SO.
- 👉 Allowed only 1 HR to his 286 batters faced over 71.2 IP and posted a career-best 0.13 HR/9.0 IP.
- 👉 Posted a .211 BABIP, the 5th-lowest mark among all ML relievers (4th in the AL).
- 👉 Had 60 scoreless appearances in 73 games (82%), the 4th most scoreless outings among AL pitchers... NYY's Adam Ottavino and OAK's Liam Hendriks and Yusmeiro Petit all tied for the league lead with 61.
- 👉 Did not allow a baserunner in 30 of his 73 games (41%), 7th most in the AL.
- 👉 Led the AL with 10 relief wins and became the 1st BOS reliever with double-digit wins since 1982 (Mark Clear-14 and Bob Stanley-12).
- 👉 Named AL Reliever of the Month for September.

- 👉 Stranded 19 of his 21 inherited runners (90.4%) and retired 55 of his 72 first batters faced (76.3%).

2019 Season Timeline

- 👉 Made his 2nd career Opening Day roster and 1st since 2014.
- 👉 Opened the year with 8 straight scoreless appearances (7.1 IP) and allowed only 1 hit in that span (26 BF).
- 👉 Allowed just 2 hits through his first 19 games (.038 AVG, 2-for-52, 65 BF)...Posted a sub-.100 opponent AVG through his first 39 games (.096, 11-for-115).
- 👉 Faced 41 consecutive batters without allowing a hit from 4/17-5/14, the longest such streak for any Red Sox pitcher in the last 50 years (source: Elias).
- 👉 Surrendered his only HR of the year on 5/14 vs. COL (Charlie Blackmon).
- 👉 Earned the 1st save of his ML career on 5/19 vs. HOU.

- 👉 Got his 1st career multi-inning save on 7/17 vs. TOR (1.2 IP)...Was the first 5-out save for BOS since 2013 (Uehara on 9/20 vs. TOR)...Also had a multi-inning save on 9/12 at TOR (1.1 IP).
- 👉 Named AL Reliever of the Month for September...Did not allow an ER over his 12 appearances (11.1 IP).

Personal

- 👉 Full name is Brandon Carlin Workman.
- 👉 Signed by Jim Robinson (Red Sox).
- 👉 Went 12-2 with a 3.35 ERA as a junior for the University of Texas in 2010, leading the Big 12 Conference in wins... Pitched in the 2009 College World Series against LSU.
- 👉 Ranked by *Baseball America* as the No. 8 RHP available in the 2010 June Draft.
- 👉 Graduated from Bowie (TX) High School in 2007.
- 👉 Was selected by PHI in the 3rd round of the 2007 June Draft, but did not sign.

In the Community

- 👉 Attended Red Sox Winter Weekend each January from 2016-19, signing autographs, taking pictures with fans, and helping to host kids clinics.
- 👉 Visited patients at Walter Reed Medical Center in Washington, DC, in May 2019.
- 👉 Took part in several community/fan events in 2019, including a Boys & Girls Club dinner, a Red Sox Kids Camp, BoSox Family Day, and a Red Sox Destinations event.
- 👉 Has attended multiple events benefiting the Red Sox Foundation, including Casino Night and Picnic in the Park.
- 👉 In 2017, attended a Red Sox Kids Camp and appeared at an event as part of the Play Campaign.
- 👉 During spring training, has participated in the Children's Hospital of Southwest Florida Golf Classic and met with fans as part of the Gift of Sox event.
- 👉 Has met with Jimmy Fund patients at Fenway Park multiple times.
- 👉 In 2013, met with inner-city children as part of Sox Talks.
- 👉 Visited MassGeneral Hospital for Children, Shriners Hospital, the Jimmy Fund, Boston Children's Hospital, and Beth Israel Deaconess Medical Center during the Red Sox Holiday Caravan in 2013.

Brandon Workman, Continued

Brandon Workman's Career Record

YEAR	CLUB	W-L	ERA	G-GS	CG-SHO	SV	IP	H	R	ER	HR	HB	BB	SO	SO/9	WHIP	AVG
2011	Greenville	6-7	3.71	26-26	0-0	0	131.0	128	67	54	10	5	33	115	7.90	1.23	.260
2012	Portland	3-1	3.96	5-5	0-0	0	25.0	23	12	11	2	0	5	23	8.28	1.12	.247
	Salem	7-7	3.40	20-20	0-0	0	113.2	104	47	43	10	1	20	107	8.47	1.09	.244
	BOSTON	6-3	4.97	20-3	0-0	0	41.2	44	23	23	5	0	15	47	10.15	1.42	.272
2013	Portland	5-1	3.43	11-10	0-0	0	65.2	51	29	25	6	1	17	74	10.14	1.04	.216
	Pawtucket	3-1	2.80	6-6	0-0	0	35.1	39	13	11	6	2	13	34	8.66	1.47	.289
	BOSTON	1-10	5.17	19-15	0-0	0	87.0	88	57	50	11	1	36	70	7.24	1.43	.263
2014	Pawtucket	7-1	4.11	11-11	0-0	0	61.1	61	28	28	10	0	17	55	8.07	1.27	.263
	BOSTON						Did Not Pitch										
2016	GCL Red Sox	0-1	4.50	1-1	0-0	0	2.0	2	1	1	0	0	0	3	13.50	1.00	.250
	Lowell	0-1	6.75	5-0	0-0	0	8.0	9	7	6	2	0	4	8	9.00	1.63	.273
	Portland	0-0	9.00	4-0	0-0	0	10.0	15	10	10	3	0	7	5	4.50	2.20	.333
2017	Pawtucket	4-1	1.55	18-0	0-0	2	29.0	16	6	5	1	0	13	35	10.86	1.00	.162
	BOSTON	1-1	3.18	33-0	0-0	0	39.2	37	17	14	7	1	11	37	8.39	1.21	.252
	Pawtucket	2-1	3.90	17-0	0-0	1	30.0	21	14	13	3	1	5	34	10.20	0.87	.191
2018	BOSTON	6-1	3.27	43-0	0-0	0	41.1	34	15	15	6	0	16	37	8.06	1.21	.230
	BOSTON	10-1	1.88	73-0	0-0	16	71.2	29	18	15	1	2	45	104	13.06	1.03	.123
Major League Totals		24-16	3.74	188-18	0-0	16	281.1	232	130	117	30	4	123	295	9.44	1.26	.226
Minor League Totals		37-22	3.65	124-79	0-0	3	511.0	469	234	207	53	10	134	493	8.68	1.18	.246

- 2007 Selected by the Philadelphia Phillies in the 3rd round of the June Draft (did not sign)
- 2010 Signed by the Boston Red Sox as a 2nd-round selection in the June Draft
- 2015 On disabled list with a right elbow strain, 4/3 through remainder of season
- 2016 On disabled list recovering from Tommy John surgery, 4/3 through remainder of season

Postseason Record

W-L	ERA	G-GS	CG-SHO	SV	IP	H	R	ER	HR	HB	BB	SO	SO/9	WHIP	AVG
0-1	4.66	10-0	0-0	0	9.2	14	6	5	2	0	6	7	6.52	2.07	.341

Division Series Record

YEAR	CLUB	W-L	ERA	G-GS	CG-SHO	SV	IP	H	R	ER	HR	HB	BB	SO	SO/9	WHIP	AVG
2013	BOS vs. TB	0-0	0.00	1-0	0-0	0	0.2	1	0	0	0	0	0	0	0.00	1.50	.333
2018	BOS vs. NYY	0-0	13.50	2-0	0-0	0	0.2	4	1	1	0	0	1	2	27.00	7.50	.667
Division Series Totals		0-0	6.75	3-0	0-0	0	1.1	5	1	1	0	0	1	2	13.50	4.50	.556

League Championship Series Record

YEAR	CLUB	W-L	ERA	G-GS	CG-SHO	SV	IP	H	R	ER	HR	HB	BB	SO	SO/9	WHIP	AVG
2013	BOS vs. DET	0-0	0.00	3-0	0-0	0	4.2	3	0	0	0	0	2	3	5.79	1.07	.200
2018	BOS vs. HOU	0-0	108.00	1-0	0-0	0	0.1	3	4	4	2	0	2	1	27.00	15.00	.750
LCS Totals		0-0	7.20	4-0	0-0	0	5.0	6	4	4	2	0	4	4	7.20	2.00	.316

World Series Record

YEAR	CLUB	W-L	ERA	G-GS	CG-SHO	SV	IP	H	R	ER	HR	HB	BB	SO	SO/9	WHIP	AVG
2013	BOS vs. STL	0-1	0.00	3-0	0-0	0	3.1	3	1	0	0	0	1	1	2.70	1.20	.231

Career Single-Game Highs

INNINGS: 7.0, 3x, last 8/18/14 vs. LAA (start); 4.2, 8/6/13 at HOU (relief); **STRIKEOUTS:** 9, 7/30/13 vs. SEA (start); 4, 4x, last 7/17/19 vs. TOR (relief); **HITS:** 10, 8/23/14 vs. SEA (start); 9, 8/6/13 at HOU (relief); **RUNS:** 7, 8/23/14 vs. SEA (start); 6, 8/6/13 at HOU (relief); **WALKS:** 4, 7/30/14 vs. TOR (start); 4, 8/30/19 at LAA (relief); **HOME RUNS:** 2, 3x, last 7/2/14 vs. CHC (start); 2, 8/6/13 at HOU (relief); **EJECTIONS (1):** 5/30/14 vs. TB (HP, Dan Bellino); **SCORELESS INNINGS STREAK:** 14.1, 7/24-8/20/17

Major League Firsts

APPEARANCE: 7/10/13 at SEA (2.0 IP, entered to start 8th inning); **STRIKEOUT:** 7/10/13 at SEA (Jason Bay, swinging); **WIN:** 7/30/13 vs. SEA (6.0 IP); **SAVE:** 5/19/19 vs. HOU (1.0 IP)

2020 Red Sox Roster

Numerical

2-Xander Bogaerts, SS
3-José Peraza, INF
5-Kevin Pillar, OF
7-Christian Vázquez, C
10-Ron Roenicke, Interim Manager
11-Rafael Devers, 3B
12-Jonathan Lucroy, C*
13-Juan Centeno, C*
15-Dustin Pedroia, 2B**
16-Andrew Benintendi, OF
17-Nathan Eovaldi, RHP
18-Mitch Moreland, 1B
19-Jackie Bradley Jr., OF
20-Jeter Downs, INF*
22-Chris Mazza, RHP
23-Michael Chavis, INF
25-Kevin Plawecki, C
28-J.D. Martinez, OF/DH
29-Bobby Dalbec, 1B/3B
30-Tzu-Wei Lin, INF
31-Austin Brice, RHP
32-Matt Barnes, RHP
35-Josh Osich, LHP
36-Jonathan Araúz, INF
37-Heath Hembree, RHP
38-Rusney Castillo, OF*
39-Marcus Wilson, OF
40-Marco Hernández, INF*
41-Chris Sale, LHP
43-C.J. Chatham, INF
44-Brandon Workman, RHP
46-Tommy Joseph, 1B*
46-Collin McHugh, RHP
47-Jett Bandy, C*
48-Colten Brewer, RHP
51-Tim Hyers, Hitting Coach
52-Carlos Febles, Third Base Coach
53-Craig Bjornson, Bullpen Coach
54-Martin Pérez, LHP
55-Kevin Walker, Assistant Pitching Coach
56-Matt Hall, LHP
57-Eduardo Rodríguez, LHP
58-Dave Bush, Pitching Coach
59-Jeffrey Springs, LHP
60-R.J. Alvarez, RHP*
61-Brian Johnson, LHP*
62-Peter Fatse, Assistant Hitting Coach
63-Darwinzon Hernandez, LHP
64-Marcus Walden, RHP
65-Ryan Weber, RHP
66-Bobby Poyner, LHP*
67-John Andreoli, OF*
68-Jantzen Witte, INF*
70-Ryan Brasier, RHP
71-Chad De La Guerra, INF*
72-Josh Taylor, LHP
73-Mike Shawayn, RHP
74-Mike Kickham, LHP*
75-Domingo Tapia, RHP*
76-Hector Velázquez, RHP
77-Robinson Leyer, RHP*
78-Trevor Hildenberger, RHP*
79-Deniy Reyes, RHP*
80-Yoan Aybar, LHP
81-Kyle Hart, LHP
82-Tom Goodwin, First Base Coach
83-Nick Longhi, 1B/OF*
84-Ramón Vázquez, Coach
85-Daniel McGrath, LHP*
86-Josh Ockimey, 1B*
87-Jerry Narron, Bench Coach
89-Tanner Houck, RHP*
90-Bryan Mata, RHP*
91-Roldani Baldwin, C*
92-Jarren Duran, OF*
93-César Puello, OF*
94-Connor Wong, C/INF*
95-Phillips Valdez, RHP
99-Alex Verdugo, OF

Alphabetical

60-R.J. Alvarez, RHP*
67-John Andreoli, OF*
36-Jonathan Araúz, INF
80-Yoan Aybar, LHP
91-Roldani Baldwin, C*
47-Jett Bandy, C*
32-Matt Barnes, RHP
16-Andrew Benintendi, OF
53-Craig Bjornson, Bullpen Coach
2-Xander Bogaerts, SS
19-Jackie Bradley Jr., OF
48-Ryan Brasier, RHP
48-Colten Brewer, RHP
31-Austin Brice, RHP
58-Dave Bush, Pitching Coach
38-Rusney Castillo, OF*
13-Juan Centeno, C*
43-C.J. Chatham, INF
23-Michael Chavis, INF
29-Bobby Dalbec, 1B/3B
71-Chad De La Guerra, INF*
11-Rafael Devers, 3B
20-Jeter Downs, INF*
92-Jarren Duran, OF*
17-Nathan Eovaldi, RHP
62-Peter Fatse, Assistant Hitting Coach
52-Carlos Febles, Third Base Coach
82-Tom Goodwin, First Base Coach
56-Matt Hall, LHP
81-Kyle Hart, LHP
37-Heath Hembree, RHP
63-Darwinzon Hernandez, LHP
40-Marco Hernández, INF*
78-Trevor Hildenberger, RHP*
89-Tanner Houck, RHP*
51-Tim Hyers, Hitting Coach
61-Brian Johnson, LHP*
46-Tommy Joseph, 1B*
74-Mike Kickham, LHP*
77-Robinson Leyer, RHP*
30-Tzu-Wei Lin, INF
83-Nick Longhi, 1B/OF*
12-Jonathan Lucroy, C*
28-J.D. Martinez, OF/DH
90-Bryan Mata, RHP*
22-Chris Mazza, RHP
85-Daniel McGrath, LHP*
46-Collin McHugh, RHP
18 Mitch Moreland, 1B
87-Jerry Narron, Bench Coach
86-Josh Ockimey, 1B*
35-Josh Osich, LHP
15-Dustin Pedroia, 2B**
3-José Peraza, INF
54-Martin Pérez, LHP
5-Kevin Pillar, OF
25-Kevin Plawecki, C
66-Bobby Poyner, LHP*
93-César Puello, OF*
79-Deniy Reyes, RHP*
57-Eduardo Rodríguez, LHP
10-Ron Roenicke, Interim Manager
41-Chris Sale, LHP
73-Mike Shawayn, RHP
59-Jeffrey Springs, LHP
29-Bobby Dalbec, RHP*
72-Josh Taylor, LHP
95-Phillips Valdez, RHP
7-Christian Vázquez, C
84-Ramón Vázquez, Coach
76-Hector Velázquez, RHP
99-Alex Verdugo, OF
64-Marcus Walden, RHP
65-Ryan Weber, RHP
39-Marcus Wilson, OF
68-Jantzen Witte, INF*
94-Connor Wong, C/INF*
44-Brandon Workman, RHP

Coaching Staff

10-Ron Roenicke, Interim Manager
51-Tim Hyers, Hitting Coach
52-Carlos Febles, Third Base Coach
53-Craig Bjornson, Bullpen Coach
55-Kevin Walker, Assistant Pitching Coach
58-Dave Bush, Pitching Coach
62-Peter Fatse, Assistant Hitting Coach
82-Tom Goodwin, First Base Coach
84-Ramón Vázquez, Coach
87-Jerry Narron, Bench Coach

Pitchers

17-Nathan Eovaldi, RHP
22-Chris Mazza, RHP
31-Austin Brice, RHP
32-Matt Barnes, RHP
35-Josh Osich, LHP
37-Heath Hembree, RHP
41-Chris Sale, LHP
44-Brandon Workman, RHP
46-Collin McHugh, RHP
48-Colten Brewer, RHP
54-Martin Pérez, LHP
56-Matt Hall, LHP
17-Eduardo Rodríguez, LHP
59-Jeffrey Springs, LHP
60-R.J. Alvarez, RHP*
61-Brian Johnson, LHP*
63-Darwinzon Hernandez, LHP
64-Marcus Walden, RHP
65-Ryan Weber, RHP
66-Bobby Poyner, LHP*
70-Ryan Brasier, RHP
72-Josh Taylor, LHP
73-Mike Shawayn, RHP
74-Mike Kickham, LHP*
75-Domingo Tapia, RHP*
76-Hector Velázquez, RHP
77-Robinson Leyer, RHP*
78-Trevor Hildenberger, RHP*
79-Deniy Reyes, RHP*
80-Yoan Aybar, LHP
81-Kyle Hart, LHP
85-Daniel McGrath, LHP*
89-Tanner Houck, RHP*
90-Bryan Mata, RHP*
95-Phillips Valdez, RHP

Catchers

7-Christian Vázquez
12-Jonathan Lucroy*
13-Juan Centeno*
25-Kevin Plawecki
47-Jett Bandy*
91-Roldani Baldwin*
94-Connor Wong*

Infielders

2-Xander Bogaerts
3-José Peraza
11-Rafael Devers
15-Dustin Pedroia**
18-Mitch Moreland
20-Jeter Downs*
23-Michael Chavis
29-Bobby Dalbec
30-Tzu-Wei Lin
36-Jonathan Araúz
40-Marco Hernández*
43-C.J. Chatham
46-Tommy Joseph*
68-Jantzen Witte*
71-Chad De La Guerra*
83-Nick Longhi*
86-Josh Ockimey*

Outfielders

5-Kevin Pillar
16-Andrew Benintendi
19-Jackie Bradley Jr.
28-J.D. Martinez
38-Rusney Castillo*
39-Marcus Wilson
67-John Andreoli*
92-Jarren Duran*
93-César Puello*
99-Alex Verdugo

* - Non-Roster Invitee

** - 60-day Injured List

Pronunciation Guide

Yoan (joe-ON) **Aybar**

Jonathan Araúz (ah-rah-OOZ)

Andrew Benintendi (ben-in-TEN-dee)

Craig Bjornson (be-YORN-son)

Xander Bogaerts (BOH-gahrts)

Ryan Brasier (BRAY-zher)

C.J. Chatham (CHAT-um)

Michael Chavis (CHAY-viss)

Rafael Devers (DEHV-ers)

Bobby Dalbec (DOLL-beck)

Nathan Eovaldi (ee-VAHL-dee)

Peter Fatse (FAT-see)

Carlos Febles (FAY-bleess)

Heath Hembree (HEM-bree)

Darwinzon (DAR-win-zin) **Hernandez**

Tzu-Wei (ZOO-way) **Lin**

Chris Mazza (MAHZ-uh)

Josh Osich (OH-sitch)

Martin (mar-TEEN) **Pérez**

Kevin Plawecki (pluh-WECK-ee)

Ron Roenicke (RENN-uh-key)

Mike Shawaryn (sh-WAR-in)

Christian Vázquez (VAHZ-kehzh)

Ramon Vázquez (VAHZ-kehzh)

HOW THEY WERE OBTAINED (40-MAN ROSTER AND 60-DAY INJURED LIST)

Free Agents (12): Brasier (Mar. 2018), Eovaldi (Dec. 2018), Martinez (Feb. 2018), McHugh (Mar. 2020), Moreland (Jan. 2020), Osich (Dec. 2019), Peraza (Dec. 2019), Pérez (Dec. 2019), Pillar (Feb. 2020), Plawecki (Jan. 2020), Walden (Dec. 2016), Weber (Dec. 2018)

Amateur Draft Picks (11): Barnes (2011-1st round), Benintendi (2015-1st round), Bradley Jr. (2011-compensation round), Chatham (2016-2nd round), Chavis (2014-1st round), Dalbec (2016-4th round), Hart (2016-19th round), Pedroia (2004-2nd round), Shawaryn (2016-5th round), Vázquez (2008-9th round), Workman (2010-2nd round)

By Trade (10): Brewer (From Padres, Nov. 2018), Brice (From Marlins, Jan. 2020), Hembree (From Giants, July 2014), Hall (From Tigers, Jan. 2020), Rodriguez (From Orioles, July 2014), Sale (From White Sox, Dec. 2016), Springs (From Rangers, Jan. 2020), Taylor (From Diamondbacks, May 2018), Verdugo (From Dodgers, Feb. 2020), Wilson (From Diamondbacks, Apr. 2019)

International Free Agents (5): Aybar (Aug. 2013), Bogaerts (Aug. 2009), Devers (Aug. 2013), Hernandez (Aug. 2013), Lin (June 2012)

Claimed off Waivers (2): Mazza (From Mets, Dec. 2019), Valdez (From Mariners, Feb. 2020)

Rule 5 Draft Selections (1): Araúz (From Astros, Dec. 2019)

RED SOX PLAYERS LOST IN EXPANSION DRAFTS

1960 – To Los Angeles Angels: Jerry Casale, RHP; Jim Fregosi, INF; Fred Newman, RHP; Ed Sadowski, C; To Washington Senators: Jim Mahoney, INF; Tom Sturdivant, RHP; Haywood Sullivan, C; Willie Tasby, OF

1968 – To Kansas City Royals: Jerry Adair, INF; Joe Foy, INF; Dave Morehead, RHP; To Seattle Pilots: Dick Baney, RHP; Gary Bell, RHP; Darrell Brandon, RHP

1976 – To Seattle Mariners: Steve Burke, RHP; Luis Delgado, OF; Rick Jones, LHP; Dick Pole, RHP; To Toronto Blue Jays: Ernie Whitt, C

1992 – To Colorado Rockies: Jody Reed, INF; Eric Wedge, C

1997 – To Arizona Diamondbacks: Jeff Suppan, RHP; To Tampa Bay Devil Rays: Jim Mecir, RHP



2019 IN REVIEW

Eduardo Rodriguez went 19-6 in 2019, setting career bests in wins, starts (34), innings (203.1), and strikeouts (213).

2019 Season Recap & Highlights

Overall

STATE OF THE SOX: The Red Sox finished 3rd in the AL East with an 84-78 (.519) record...They were 23-23-6 in series.

- 👉 The Red Sox began the season 6-13 but were as many as 12 games above .500 (59-47)...It marked the 11th time the Sox climbed from as many as 7 games below .500 to as many as 12 above in a season (also 1920, '36, '48, '55, '72, '84, '91, '93, '94, and 2011).

END OF THE LINE: The Red Sox snapped a streak of 3 straight Postseason appearances, tied for the longest streak in franchise history (also 2003-05 and 2007-09)...They were officially eliminated from Postseason contention on 9/20 when CLE defeated PHI, 5-2.

WHAT A DIFFERENCE: The Red Sox had a season-low -42 run differential after their 6-13 start (through 4/18)...From 4/19 through the remainder of the season, their +115 run differential ranked 7th in the majors.

- 👉 Overall, the Sox' +73 run differential ranked 12th in the majors.

HOME COOKING: The Red Sox were 38-43 in home games, including 38-41 at Fenway Park (0-2 in London)...It marked only the 2nd time in franchise history the Sox finished with a winning overall record despite having a losing record in home games (1980: 83-77 overall, 36-45 at home).

ROAD TRIPPING: The Red Sox opened the season 3-10 away from Fenway Park (through 4/17), but their .632 road winning percentage (43-25) from 4/18 through the remainder of the season ranked 2nd in the majors behind only the Twins (.689, 51-23).

EXTRA CREDIT: The Red Sox played 17 extra-inning games, 2nd-most in the AL and tied for 4th-most in the majors (BT-19, ARI-18, PIT-18, ATL-17).

- 👉 The Sox played an AL-high 3 games of 15+ innings: 6/18 at MIN (17), 8/30 at LAA (15), and 9/17 vs. SF (15)... The only other teams to play as many games of 15+ innings were the Giants (4) and Phillies (3).

PACE OF PLAY: The Red Sox played 16 games that lasted at least 4 hours, more than any other team in the majors...They were also the only team to play as many as 4 games that lasted 5+ hours: 6/18 at MIN (5:45), 7/14 vs. LAD (5:40), 8/30 at LAA (5:23), and 9/17 vs. SF (5:54).

Season Timeline

TRAVELING MEN: The Red Sox opened the season with an 11-day, 11-game road trip at SEA (4), OAK (4), and ARI (3), the most road games to begin a season in franchise history (10 in 1901 and 2003).

- 👉 The Sox opened the season with a game on 11 consecutive days from 3/28-4/7...That is the longest such streak to begin a season in franchise history.

LOW FIVE: The Red Sox went 0-8 from 7/28-8/4, their first losing streak of 5+ games since 2015 (also 0-8).

- 👉 From the game that ended the Sox' 8-game losing streak on 7/24/15 through 8/1/19, the Sox played 662 games without suffering a losing streak of 5+ games...According to Elias, that is the 5th-longest streak in MLB history behind the 1930-38 Yankees (1,233 G), 1946-52 Yankees (878 G), 2001-06 Braves (712 G), and 1882-88 Browns (666 G).

LONDON CALLING: The Red Sox and Yankees took part in the London Series on Sat.-Sun., 6/29-30, MLB's first games ever played in Europe...The Sox served as the home team for both games, which were played at London Stadium.

- 👉 Prior to 2019, the Sox last played a game outside of the U.S. and Canada in 2008, when they opened the season with 2 games against the A's at Japan's Tokyo Dome.
- 👉 The London Series games drew sellout crowds of 59,659 (Saturday) and 59,059 (Sunday)...Saturday's crowd was the largest for an MLB game since 9/28/2003 (60,988; COL at SD).

MOST WINS IN A 4-YEAR STRETCH, RED SOX HISTORY

Rk.	Years	Wins
1.	2002-05	381
2.	1946-49	379
3.	2016-19	378
4.	1912-15	376

HIGHEST ROAD WINNING PERCENTAGE IN 2019

Rk.	Team	Road Record
1.	Twins	55-26 (.679)
2.	Rays	48-33 (.593)
T3.	Braves	47-34 (.580)
T3.	Astros	47-34 (.580)
T3.	Dodgers	47-34 (.580)
T6.	Red Sox	46-35 (.568)
T6.	Yankees	46-35 (.568)

RED SOX TRAVEL, 3/24-4/7

Date	Flight	Miles
Mar. 24	Fort Myers to Phoenix	1,865
Mar. 26	Phoenix to Seattle	1,111
Mar. 31	Seattle to San Francisco	685
Apr. 4	San Francisco to Phoenix	650
Apr. 7	Phoenix to Boston	2,295

(Approx. 6,606 miles in 15 days)

RED SOX TRAVEL, 6/26-7/7

Date	Flight	Miles
June 26	Boston to London	3,275
June 30	London to Toronto	3,566
July 4	Toronto to Detroit	204
July 7	Detroit to Boston	631

(Approx. 7,676 miles in 12 days)

2019 Season Recap & Highlights, Continued

Team Batting

ON THE OFFENSIVE: The Red Sox scored 901 runs, the 8th-highest total in franchise history (most since 910 in 2005).

SLUGGING SOX: The Red Sox set the franchise's single-season HR record (245)...They homered in 18 straight games at Fenway Park from 6/24-8/5, the longest streak in the venue's history (previous: 17 in 1969).

- 👉 The Sox tied the MLB record for most extra-inning HR in a season (9), last accomplished by the 1992 Astros (source: Elias).
- 👉 The Red Sox recorded 617 XBH, 3rd-most in franchise history (649 in 2003, 620 in 2004).
- 👉 The Sox led the majors in doubles (345).

PINCH ME: The Red Sox led the majors in pinch-hitting AVG (.330, 33-for-100), OBP (.430), SLG (.590), and OPS (1.020)...According to Elias, that is the Sox' highest pinch-hitting AVG in team history (min. 20 AB).

- 👉 The Sox recorded the AL's highest pinch-hitting AVG since the 2008 Blue Jays (.338), highest OBP since the 2009 Twins (.451), and highest SLG since the 2016 Tigers (.595)...The Sox' 1.020 pinch-hit OPS is the highest for any team since STATS data is available (1974).
- 👉 BOS pinch hitters led the majors with 15 XBH, the club's most in a season since at least 1960 (source: Elias)...Their 5 pinch-hit HR were tied with OAK for most in the AL.

HERE'S THE SITUATION: With 2 outs, the Sox led MLB in AVG (.272), XBH (221), and RBI (348).

- 👉 BOS led the majors in AVG and OBP with RISP & 2 outs (.283/.387)...Their .855 OPS with RISP & 2 outs led the AL.

Team Pitching

PITCHING IN: Red Sox pitchers posted a 6.09 ERA (104 ER/153.2 IP) in their first 18 games, a 3.77 ERA (244 ER/582.2 IP) in their next 63 games, and a 5.15 ERA (420 ER/734.2 IP) in their final 81 games.

- 👉 The Sox' 3.77 ERA from 4/17-6/25 ranked 2nd in the AL.

STRIKE IT RICH: Red Sox pitchers ranked 2nd in the majors with 1,633 SO and 9.99 SO/9.0 IP, the highest totals in franchise history.

- 👉 On 5/14 vs. COL, the Sox tied the franchise's single-game strikeout record (24) in a 5-4, 11-inning loss...That is the most strikeouts ever for a team in a game of 11 innings or fewer.

START ME UP: The Red Sox were 58-21 (.734) when their starting pitcher threw 5.0+ innings and allowed 3 ER or fewer, including 27-7 (.794) from 7/1 through the end of the season.

- 👉 The Sox were 47-22 (.681) when their starter threw 6.0+ innings...They were 15-4 (.789) when their starter threw 7.0+ innings, including 10-0 from 6/14 through the end of the season.

WHAT A RELIEF: Red Sox relief pitchers led the majors with 10.50 SO/9.0 IP...The last time a BOS bullpen led the majors in SO/9.0 IP was 1974 (6.11).

- 👉 Red Sox relievers allowed 1.12 HR/9.0 IP, the 2nd-lowest mark in the AL and 4th-lowest in MLB...From 4/23 through the end of the season, their HR/9.0 IP rate of 1.04 led the AL.

ALL HANDS ON DECK: The Red Sox used 7+ pitchers in a 9-inning game 20 times, more than any other team (TB ranked 2nd with 16)...They also led the majors in times using 8+ pitchers in a 9-inning game (7).

- 👉 In the Sox' 7-6, 15-inning loss to the Giants on 9/17, 24 pitchers appeared in the game (SF-13, BOS-11), tied for the most in MLB history (also COL at LAD on 9/15/15, 16 innings).

NO FREE PASSES: In a 2-1, 12-inning win at BAL on 5/8, Red Sox pitchers struck out 22 batters and walked none...It marked the most strikeouts ever recorded by a team that issued 0 BB, until that record was broken by the Rays on 8/17 vs. DET (24 SO, 0 BB in 13 inn.).

- 👉 At the time, that game on 5/8 at BAL marked only the 3rd time in AL history a team recorded 20+ SO and 0 BB...The other 2 were also recorded by the Sox, in complete games by Roger Clemens on 4/29/86 vs. SEA and 9/18/96 at DET...The Rays became only the 4th AL team to accomplish the feat.

MOST HOME RUNS IN A SEASON, RED SOX HISTORY

Rk.	Year	HR
1.	2019	245
2.	2003	238
3.	2004	222
4.	1977	213

MOST CONSECUTIVE GAMES WITH AT LEAST 1 XBH (SINCE 1900)

Rk.	Team	Games
1.	2004-05 Red Sox	164
T2.	1999-2000 Reds	161
T2.	1995-96 Indians	161
4.	2018-19 Red Sox	159

MOST STRIKEOUTS PER 9.0 IP IN 2019 (RELIEF PITCHING)

Rk.	Team	SO/9.0 IP
1.	Red Sox	10.50
2.	Brewers	10.21
3.	Yankees	10.16
4.	Pirates	9.87

2019 Season Recap & Highlights, Continued

Team Fielding

MAKE NO MISTAKE: The Red Sox were charged with 20 errors in their final 54 games (beginning 7/31), tied with HOU for the fewest in the majors in that time.

OUTFIELD ASSISTANCE: The Red Sox ranked 2nd in the majors with 37 outfield assists, only 1 fewer than CLE (38)...The Sox and Blue Jays tied for the ML lead with 9 outfield double plays.

PICKED LAST: On 4/20 at TB, Christian Vázquez entered as a 9th-inning defensive replacement and picked off Tommy Pham at 1B for the game's final out...According to Elias, it marked the first Red Sox victory in the Expansion Era (1961-present) that ended with a catcher's pickoff.

- 👉 Prior to BOS, the last team to end a game with a catcher's pickoff was SF on 4/24/17 vs. LAD, when Buster Posey picked off Justin Turner at 2B.

Individual Highlights

PLAYER BREAKDOWN: 47 players appeared in at least 1 game for the Red Sox (26 pitchers, 21 position players).

- 👉 9 rookies appeared in at least 1 game, including 8 pitchers...6 players made their MLB debut: INF Michael Chavis, LHPs Darwinson Hernandez and Josh Taylor, and RHPs Trevor Kelley, Travis Lakins, and Mike Shawaryn.
- 👉 7 of the 8 position players who appeared in 95+ games for the Red Sox were either drafted by BOS (5) or originally signed by the club as international free agents (2)...J.D. Martinez was the exception.

STARTING LINEUP: 9 of the 10 Red Sox in the Opening Day starting lineup on 3/28 at SEA (including the pitcher) were also in Boston's 2018 Opening Day starting lineup...It marked the first time in franchise history the Sox had 9+ players make consecutive Opening Day starts for the club (source: Elias).

- 👉 The last team to do that was NYY in 2011 & 2012.

COACHING CONSISTENCY: Each member of the Red Sox' 2018 coaching staff returned for the 2019 season...The last time there was no turnover on the BOS coaching staff from one season to the next was 2013-14.

THE FIRST TIMERS: RHP Ryan Brasier, RHP Colten Brewer, and 1B/OF Sam Travis made their 1st career Opening Day rosters...Brewer was the only player on the Sox' Opening Day 40-man roster who wasn't in the BOS organization during the 2018 season.

RED SOX OPENING DAY STARTING LINEUPS, 2018-19		
Position	2018	2019
P	Sale	Sale
C	Vázquez	Vázquez
1B	Ramirez	Moreland
2B	Núñez	Núñez
3B	Devers	Devers
SS	Bogaerts	Bogaerts
LF	Benintendi	Benintendi
CF	Bradley	Bradley
RF	Betts	Betts
DH	Martinez	Martinez

ALL-STAR SOX: Mookie Betts and J.D. Martinez were elected via the Player Ballot to be All-Star Game reserves, voted in by players, managers, and coaches.

- 👉 Xander Bogaerts replaced Hunter Pence (injury) on the AL All-Star Game roster...As a result, J.D. Martinez became the AL's starting DH.
- 👉 Alex Cora managed the AL All-Stars and was joined by 8 members of his BOS coaching staff.

PICK YOUR POISON: For the first time in franchise history, the Red Sox featured 3 players who hit .300+ with 30+ HR: J.D. Martinez (.304, 36 HR), Xander Bogaerts (.309, 33 HR), and Rafael Devers (.311, 32 HR)...The rest of the AL had 1 player with 30+ HR and a .300+ AVG (Nelson Cruz, .311 AVG, 41 HR).

- 👉 The Sox became only the 10th team ever to feature 3 players with 30+ HR and a .300+ AVG, the first since the 2004 Cardinals...The only other AL clubs to do that are the 1999 Rangers and 1996 Indians.

CONNECT FOUR: The Red Sox were the only team in 2019 to feature as many as 4 qualifying players with a .900+ OPS: Xander Bogaerts (.939), J.D. Martinez (.939), Rafael Devers (.916), and Mookie Betts (.915).

- 👉 Prior to 2019, the last MLB team to feature 4 qualifying players with a .900+ OPS was the 2003 Red Sox (Mueller, Nixon, Ortiz, Ramirez).

LEFT SIDE: Xander Bogaerts (33 HR, 52 2B) and Rafael Devers (32 HR, 54 2B) became the first teammates in MLB history with 30+ HR and 50+ doubles each in the same season.

- 👉 Bogaerts (33 HR, 117 RBI) and Devers (32 HR, 115 RBI) became only the second SS/3B combo ever to record 30+ HR and 110+ RBI each in a season, joining the 2001 A's duo of SS Miguel Tejada (31 HR, 113 RBI) and 3B Eric Chavez (32 HR, 114 RBI).

2019 Season Recap & Highlights, Continued

SLUGGING SOX: The Red Sox featured 8 players with 15+ HR, the most in franchise history.

- 👉 J.D. Martinez (36), Xander Bogaerts (33), and Rafael Devers (32) became only the 3rd Red Sox trio ever with 30+ HR in the same season, joining the 2016 (Betts, Ortiz, Ramirez) and 1977 (Hobson, Rice, Scott) clubs.

DOUBLE TROUBLE: The 2019 season was the first time the Red Sox had ever featured as many as 4 players with 40+ doubles (Devers-54, Bogaerts-52, Benintendi-40, Betts-40)...They are only the 5th team ever to do that, joining the 2011 Royals (4), 2006 Rangers (4), 1932 Phillies (4), and 1929 Tigers (4).

- 👉 The Sox became the only team ever to feature 4 players with 40+ doubles in a season at the age of 26 or younger.
- 👉 Bogaerts and Devers became the first Sox teammates ever with 50+ doubles each in a season...The only other teams in the last 70 years to feature multiple players with 50+ doubles are the 2000 Rockies and 1996 Mariners.

EXTRA SPECIAL: The Red Sox became the 7th team ever with as many as 4 players with 70+ XBH in a season: Rafael Devers (90), Xander Bogaerts (85), Mookie Betts (74), and J.D. Martinez (71)...No team had done that since the 2008 Mets, and the only other AL teams to do it are the 2000 Angels and 1996 Mariners.

AMERICAN LEAGUE LEADERS IN FANGRAPH'S WAR

Rk.	Player	WAR
1.	Mike Trout (LAA)	8.6
2.	Alex Bregman (HOU)	8.5
3.	Marcus Semien (OAK)	7.6
4.	Gerrit Cole (HOU)	7.3
5.	Xander Bogaerts (BOS)	6.8
6.	Lance Lynn (TEX)	6.7
7.	Mookie Betts (BOS)	6.6
8.	George Springer (HOU)	6.5
9.	Justin Verlander (HOU)	6.3
10.	Matt Chapman (OAK)	6.1
11.	Charlie Morton (TB)	6.0
12.	Rafael Devers (BOS)	5.9

WIN, DANCE, REPEAT: The Red Sox' starting outfield alignment on Opening Day has been the same in each of the last 3 years: LF Andrew Benintendi, CF Jackie Bradley Jr., and RF Mookie Betts...The last time BOS started the same OF alignment on O.D. in 3+ consecutive seasons was 1983-86 (LF Jim Rice, CF Tony Armas, RF Dwight Evans).

- 👉 Benintendi (LF), Bradley (CF), and Betts (RF) were each named a finalist for a Rawlings Gold Glove Award...Betts was the AL's winner in RF for a 4th consecutive season...Christian Vázquez also was a finalist at catcher.

'PEN PALS: 3 Red Sox pitchers made 70+ appearances in 2019, tied with the A's for the most in the majors: Brandon Workman (73), Matt Barnes (70), and Marcus Walden (70)...The Sox had 6 pitchers make 50+ appearances, also tied for most in the majors.

- 👉 The only other season in which 3 pitchers made 70+ appearances for the Red Sox was 2004 (Mike Timlin-76, Keith Foulke-72, Alan Embree-71).

Minor League Highlights

MOVING ON UP: According to *Baseball America*, the Red Sox began the 2019 season 30th of 30 in organizational rankings, with 0 minor leaguers ranked in the top 100 prospects list...By season's end, the Sox moved up to No. 22 in the team ranking, with 3 players in the top 100.

DIVISION CHAMPS: Two Red Sox affiliates reached the Postseason by winning their respective divisions: High-A Salem (Carolina League, Northern Division) and Short-A Lowell (New York-Penn League, Stedler Division).

- 👉 Salem lost to Wilmington in the Mills Cup semifinals, 3 games to 2.
- 👉 Lowell defeated Batavia in the NYPL semifinals (2-1) but lost to Brooklyn in the finals (1-2).

DOUBLE-A DOMINANCE: On 4/25, Double-A Portland threw the 4th no-hitter in franchise history...LHP Kyle Hart (6.2 IP), LHP Daniel McGrath (1.1 IP), and RHP Adam Lau (1.0 IP) combined to strike out 9 batters and walk 2 in the 2-0 win at Binghamton.

RED SOX LEADERS IN RELIEF APPEARANCES (2019)

Pitcher	G	IP	ER	H-AB	SO-BB	HR	ERA	Opp. BA	WHIP
Brandon Workman	73	71.2	18	29-235	104-45	1	1.88	.123	1.03
Matt Barnes	70	64.1	27	51-243	110-38	8	3.78	.210	1.38
Marcus Walden	70	78.0	33	61-287	76-32	6	3.81	.213	1.19
Ryan Brasier	62	55.2	30	51-214	61-21	9	4.85	.238	1.29
Colten Brewer	58	54.2	25	59-213	52-34	6	4.12	.277	1.70
Josh Taylor	52	47.1	16	40-175	62-16	5	3.04	.229	1.18
Heath Hembree	45	39.2	17	34-152	46-18	7	3.86	.224	1.31
Totals:	430	405.2	163	325-1519	511-204	42	3.62	.214	1.30

2019 Game Log

GM	DATE	D/N	OPP.	SCORE	REC.	POS.	GA/GB	WIN/LOSS/SAVE	ATTEND.	H/R #	H/R TOTAL
1	3/28	D	at SEA	L4-12	0-1	T-2nd	-1.0	Gonzales (2-0)/SALE (0-1)	45,600*	1	45,600
2	3/29	N	at SEA	W7-6	1-1	T-2nd	-0.5	JOHNSON (1-0)/Strickland (0-1)/BARNES (1)	29,002	2	74,602
3	3/30	N	at SEA	L5-6	1-2	5th	-1.0	Leake (1-0)/RODRIGUEZ (0-1)/Rumbelow (1)	34,933	3	109,533
4	3/31	D	at SEA	L8-10	1-3	5th	-2.0	LeBlanc (1-0)/PORCELLO (0-1)/Bradford (1)	33,393	4	142,926
5	4/1	N	at OAK	L0-7	1-4	5th	-3.0	Brooks (1-0)/PRICE (0-1)	12,417	5	155,345
6	4/2	N	at OAK	L0-1	1-5	5th	-4.0	Fiers (1-2)/SALE (0-1)/Treinen (3)	12,721	6	168,066
7	4/3	N	at OAK	W6-3	2-5	5th	-3.0	BARNES (1-0)/Rodney (0-1)/BRASIER (1)	14,207	7	182,273
8	4/4	D	at OAK	L3-7	2-6	5th	-3.5	Anderson (2-0)/RODRIGUEZ (0-2)	15,095	8	197,368
9	4/5	D	at ARI	L8-15	2-7	5th	-4.5	Godley (1-1)/PORCELLO (0-2)	48,338*	9	245,706
10	4/6	D	at ARI	L4-5	2-8	5th	-4.5	Holland (1-0)/BREWER (0-1)	35,969	10	281,675
11	4/7	D	at ARI	W1-0	3-9	4th	-4.5	WALDEN (1-0)/Kelly (1-1)/BRASIER (2)	31,565	11	313,240
12	4/8		OFF DAY								
12	4/9	D	TOR	L5-7	3-9	5th	-6.0	Shoemaker (3-0)/SALE (0-3)/Giles (3)	36,179*	1	36,179
13	4/10		OFF DAY								
13	4/11	N	TOR	W7-6	4-9	T-4th	-6.0	WALDEN (2-0)/Giles (0-1)	36,510**	2	72,689
14	4/12	N	BAL	W6-4	5-9	T-3rd	-6.0	RODRIGUEZ (1-2)/Hess (1-2)/BRASIER (3)	33,664	3	106,353
15	4/13	D	BAL	L5-9	5-10	T-4th	-6.0	Cashner (3-1)/PORCELLO (0-3)	35,823	4	142,176
16	4/14	D	BAL	W4-0	6-10	T-3rd	-6.0	PRICE (1-1)/Means (1-2)	36,023	5	178,199
17	4/15	D	BAL	L1-8	6-11	T-4th	-6.5	Straily (1-1)/VELAZQUEZ (0-1)	35,860	6	214,059
18	4/16	N	at NYY	L0-8	6-12	5th	-7.5	Paxton (2-2)/SALE (0-4)	45,008	12	358,248
19	4/17	N	at NYY	L3-5	6-13	5th	-8.5	Kahle (1-0)/WORKMAN (0-1)/Chapman (3)	44,106	13	402,354
20	4/18		Off Day								
20	4/19	N	at TB	W6-4	7-13	5th	-7.0	WORKMAN (1-1)/Castillo (0-2)/BRASIER (4)	21,343	14	423,697
21	4/20	N	at TB	W6-5	8-13	4th	-6.0	BARNES (2-0)/Alvarado (0-1)/BRASIER (5)	22,940	15	446,637
22	4/21	D	at TB	W4-3(11)	9-13	4th	-5.0	WALDEN (3-0)/Alvarado (0-2)/BRASIER (6)	18,740	16	465,377
23	4/22	N	DET	PPD (Rain)	9-13	4th	-5.5				
23	4/23	D	DET	L4-7	9-14	4th	-6.0	Boyd (2-1)/BREWER (0-2)	30,015	7	244,074
24	4/23	N	DET	L2-4	9-15	4th	-7.0	Turnbull (1-2)/VELAZQUEZ (0-2)/Greene (11)	30,578	8	274,652
25	4/24	N	DET	W11-4	10-15	4th	-6.0	RODRIGUEZ (2-2)/Ross (1-3)	31,763	9	306,415
26	4/25	N	DET	W7-3	11-15	4th	-5.5	PORCELLO (1-3)/Zimmerman (0-4)	34,165	10	340,580
27	4/26	N	TB	PPD (Rain)							
27	4/27	D	TB	L1-2	11-16	4th	-6.5	Morton (3-0)/PRICE (1-2)/Pagán (3)	34,773	11	375,353
28	4/28	D	TB	L2-5	11-17	4th	-7.5	Glasnow (5-0)/SALE (0-5)/Castillo (3)	33,823	12	409,176
29	4/29	N	OAK	W9-4	12-17	4th	-7.5	BRASIER (1-0)/Montas (4-2)/BARNES (2)	30,866	13	440,042
30	4/30	N	OAK	W5-1	13-17	4th	-7.5	PORCELLO (2-3)/Brooks (2-3)	31,754	14	471,796
31	5/1	D	OAK	W7-3	14-17	4th	-5.5	WALDEN (4-0)/Fiers (2-3)	33,708	15	505,504
32	5/2	N	at CWS	L4-6	14-18	4th	-6.5	Fulmer (1-1)/BRASIER (1-1)	15,118	17	480,495
33	5/3	N	at CWS	W6-1	15-18	4th	-6.5	SALE (1-5)/López (2-4)	17,504	18	497,999
34	5/4	N	at CWS	W15-2	16-18	3rd	-5.5	RODRIGUEZ (3-2)/Bañuelos (2-1)	30,068	19	528,067
35	5/5	D	at CWS	W9-2	17-18	3rd	-5.0	WORKMAN (2-1)/Herrera (0-2)	36,553	20	564,620
36	5/6	N	at BAL	L1-4	17-19	3rd	-6.0	Means (4-3)/Smith (0-1)/Givens (4)	11,042	21	575,662
37	5/7	N	at BAL	W8-5	18-19	3rd	-6.0	WALDEN (5-0)/Kline (1-1)/BARNES (3)	10,703	22	586,365
38	5/8	N	at BAL	W2-1(12)	19-19	3rd	-5.0	BRASIER (2-1)/Ramirez (0-1)/HEMBREE (1)	12,451	23	598,816
39	5/9		OFF DAY								
39	5/10	N	SEA	W14-1	20-19	3rd	-4.0	RODRIGUEZ (4-2)/Swanson (1-4)	33,731	16	539,235
40	5/11	D	SEA	W9-5	20-19	3rd	-4.0	PORCELLO (3-0)/Hernández (1-4)	36,024	17	575,259
41	5/12	D	SEA	W11-2	22-19	3rd	-3.0	VELAZQUEZ (1-2)/Gonzales (5-2)	33,069	18	608,328
42	5/13		OFF DAY								
42	5/14	N	COL	L4-5(11)	22-20	3rd	-4.0	Dunn (1-0)/BRASIER (2-2)/Davis (7)	35,804	19	644,132
43	5/15	N	COL	W6-5(10)	23-20	3rd	-4.0	WORKMAN (3-1)/Bettis (1-3)	37,032*	20	681,164
44	5/16		OFF DAY								
44	5/17	N	HOU	L1-3	23-21	3rd	-4.5	Harris (1-0)/PORCELLO (3-4)/Osuna (11)	35,558	21	716,722
45	5/18	N	HOU	L3-7	23-22	3rd	-5.0	James (1-0)/VELAZQUEZ (1-3)	36,887*	22	753,609
46	5/19	D	HOU	W4-3	24-22	3rd	-4.5	WALDEN (6-0)/Valdez (1-2)/WORKMAN (1)	35,796	23	789,405
47	5/20	D	at TOR	W12-2	25-22	3rd	-4.5	PRICE (2-2)/Jackson (0-1)	26,794	24	825,610
48	5/21	N	at TOR	L3-10	25-23	3rd	-5.5	Stroman (2-6)/RODRIGUEZ (4-3)	14,407	25	640,017
49	5/22	N	at TOR	W6-5(13)	26-23	3rd	-5.5	HEMBREE (1-0)/Cordero (0-1)	18,285	26	658,302
50	5/23	D	at TOR	W8-2	27-23	3rd	-5.5	WEBER (1-0)/Gaviglio (3-1)	36,526	27	694,828
51	5/24	N	at HOU	L3-4	27-24	3rd	-6.0	Miley (5-2)/SALE (1-6)/Osuna (13)	35,606	28	730,434
52	5/25	N	at HOU	L3-4	27-25	3rd	-7.5	Osuna (3-0)/BARNES (2-1)	40,722	29	771,156
53	5/26	D	at HOU	W4-1	28-25	3rd	-6.5	RODRIGUEZ (5-3)/Vanderlin (8-2)/WALDEN (1)	41,502*	30	812,658
54	5/27	D	CLE	W12-5	29-25	3rd	-6.5	PORCELLO (4-4)/Rodriguez (1-5)	37,113*	24	826,518
55	5/28	N	CLE	L5-7	29-26	3rd	-6.5	Wittgren (2-0)/LAKINS (0-1)/Hand (14)	32,984	25	859,502
56	5/29	N	CLE	L9-14	29-27	3rd	-7.5	Bieber (4-2)/WEBER (1-1)/Hand (15)	34,824	26	894,326
57	5/30	N	at NYY	PPD (Rain)	29-27	3rd	-7.5				
57	5/31	N	at NYY	L1-4	29-28	3rd	-8.5	Happ (5-3)/SALE (1-7)/Chapman (16)	45,556	31	858,214
58	6/1	N	at NYY	L3-5	29-29	3rd	-9.5	Green (1-2)/PORCELLO (4-5)/Chapman (17)	46,307*	32	904,521
59	6/2	N	at NYY	W8-5	30-29	3rd	-8.5	PRICE (3-2)/Sabathia (3-2)/WORKMAN (2)	40,068	33	944,589
60	6/3		Off Day								
60	6/4	N	at KC	W8-3	31-29	3rd	-7.5	RODRIGUEZ (6-3)/Barlow (1-2)	13,184	34	957,773
61	6/5	N	at KC	W8-0	32-29	3rd	-6.5	SALE (2-7)/Junis (4-6)	15,523	35	973,296
62	6/6	D	at KC	W7-9	33-29	3rd	-6.5	BREWER (1-2)/Duffy (3-3)/BARNES (4)	19,928	36	993,224
63	6/7	N	TB	L1-5	33-31	3rd	-6.5	Chirinos (7-2)/PORCELLO (1-6)	36,803*	27	931,129
64	6/8	D	TB	L2-9	33-31	3rd	-7.0	Yarborough (5-2)/SMITH (0-2)	35,664	28	966,693
65	6/8	N	TB	W5-1	34-31	3rd	-6.0	PRICE (4-2)/Poche (0-1)	37,048*	29	1,003,741
66	6/9	D	TB	L1-6	34-32	3rd	-7.0	Snell (4-5)/RODRIGUEZ (6-4)	34,643	30	1,038,384
67	6/10	N	TEX	L3-4(11)	34-33	3rd	-8.0	Chavez (2-1)/BRASIER (2-3)/Martin (2)	34,422	31	1,072,806
68	6/11	N	TEX	L5-9	34-34	3rd	-8.0	Jurado (4-2)/HERNANDEZ (0-1)	35,121	32	1,107,927
69	6/12	N	TEX	W4-3	35-34	3rd	-7.5	BARNES (3-1)/Chavez (2-3)	34,330	33	1,142,257
70	6/13	N	TEX	W7-6	36-34	3rd	-6.5	WORKMAN (4-1)/Fairbanks (0-1)/SMITH (1)	35,841	34	1,178,098
71	6/14	N	at BAL	W13-2	37-34	3rd	-6.0	RODRIGUEZ (7-4)/Ortiz (0-1)	19,383	37	1,012,607
72	6/15	D	at BAL	W7-2	38-34	3rd	-5.5	SALE (3-7)/Bundy (3-8)	30,050	38	1,042,657
73	6/16	D	at BAL	W8-6(10)	39-34	3rd	-5.5	WORKMAN (5-1)/Givens (0-4)	27,964	39	1,070,621
74	6/17	N	at MIN	W2-0	40-34	3rd	-5.5	PORCELLO (5-6)/Berrios (8-3)/BRASIER (7)	29,700	40	1,098,591
75	6/18	N	at MIN	L3-4(17)	40-35	3rd	-6.5	Littell (1-0)/JOHNSON (1-1)	25,741	41	1,124,332
76	6/19	N	at MIN	W9-4	41-35	3rd	-6.5	RODRIGUEZ (8-4)/Gibson (7-4)	31,835	42	1,156,167
77	6/20		OFF DAY								
77	6/21	N	TOR	W7-5(10)	42-35	3rd	-7.0	WORKMAN (6-1)/Romano (0-1)	36,911*	35	1,215,009
78	6/22	D	TOR	L7-8	42-36	3rd	-8.0	Kingham (3-1)/BARNES (3-2)/Giles (12)	36,712*	36	1,251,721
79	6/23	D	TOR	L1-6	42-37	3rd	-8.0	Stroman (5-9)/PORCELLO (5-7)	36,495*	37	1,288,216
80	6/24	N	CWS	W6-5	43-37	3rd	-8.0	WORKMAN (7-1)/Fry (1-3)	36,117	38	1,324,333
81	6/25	N	CWS	W6-3	44-37	3rd	-8.0	PRICE (5-2)/Ruiz (0-1)/WORKMAN (3)	34,740	39	1,359,073
82	6/26	D	CWS	L7-8	44-38	3rd	-9.0	Colomé (3-1)/BARNES (3-3)	36,823*	40	1,395,896
6/27			OFF DAY								
6/28			OFF DAY								

2019
in Review

2019 Game Log, Continued

GM	DATE	D/N	OPP.	SCORE	REC.	POS.	GA/GB	WIN/LOSS/SAVE	ATTEND.	H/R #	H/R TOTAL
83	6/29	N	NIYY	L13-17	44-39	3rd	-10.0	Green (2-2)/WRIGHT (0-1)	59,659*	41	1,455,555
84	6/30	D	NIYY	L8-12	44-40	3rd	-11.0	Ottavino (3-2)/WALDEN (6-1)	59,059*	42	1,514,614
	7/1		Off Day		44-40	3rd	-11.0				
85	7/2	N	at TOR	W10-6	45-40	3rd	-10.0	PRICE (6-2)/Thornton (2-6)	18,415	43	1,174,582
86	7/3	N	at TOR	L3-6	45-41	3rd	-11.0	Waguespack (1-0)/SALE (3-8)/Giles (13)	16,883	44	1,191,465
87	7/4	N	at TOR	W8-7	46-41	3rd	-11.0	WORKMAN (8-1)/Giles (1-2)	22,217	44	1,231,682
88	7/5	N	at DET	W9-6	47-41	3rd	-11.0	RODRIGUEZ (9-4)/Carpenter (1-5)	27,181	46	1,240,863
89	7/6	D	at DET	W10-6	48-41	3rd	-10.0	PORCELLO (6-7)/Zimmerman (0-6)	28,114	47	1,268,977
90	7/7	D	at DET	W6-3	49-41	3rd	-9.0	PRICE (7-2)/Soto (0-3)/HEMBREE (2)	23,187	48	1,292,164
	7/8-11		ALL-STAR BREAK								
91	7/12	N	LAD	W8-1	50-41	3rd	-9.0	RODRIGUEZ (10-4)/Maeda (7-6)	36,579*	43	1,551,193
92	7/13	N	LAD	L2-11	50-42	3rd	-9.0	Stripling (4-3)/SALE (3-9)	36,607*	44	1,587,800
93	7/14	N	LAD	L4-7(12)	50-43	3rd	-10.0	Floro (4-2)/VELAZQUEZ (1-4)/Kelly (1)	36,700*	45	1,624,500
94	7/15	N	TOR	W10-8	51-43	3rd	-9.0	PORCELLO (7-7)/Thornton (3-7)/WORKMAN (4)	35,616	46	1,660,116
95	7/16	N	TOR	L4-10	51-44	3rd	-10.0	Shafer (1-1)/CASHNER (9-4)	36,341	47	1,696,457
96	7/17	N	TOR	W5-4	52-44	3rd	-9.5	RODRIGUEZ (11-4)/Sanchez (3-14)/WORKMAN (5)	34,853	48	1,731,310
97	7/18	D	TOR	W5-0	53-44	3rd	-10.0	SALE (4-9)/Pannone (2-4)	35,357	49	1,766,667
98	7/19	N	at BAL	L2-11	53-45	3rd	-11.0	Means (8-5)/PRICE (7-3)	18,243	49	1,310,407
99	7/20	N	at BAL	W17-6	54-45	3rd	-11.0	PORCELLO (8-7)/Eshelman (0-2)	21,339	50	1,339,746
100	7/21	D	at BAL	L0-5	54-46	3rd	-11.0	Wojciechowski (1-3)/CASHNER (9-5)	18,173	51	1,349,919
101	7/22	N	at TB	W9-4	55-46	3rd	-10.0	RODRIGUEZ (12-4)/Beeks (5-1)	10,966	52	1,360,885
102	7/23	N	at TB	W5-4	56-46	2nd	-10.0	SALE (5-9)/Poche (2-4)/WALDEN (2)	15,876	53	1,376,761
103	7/24	D	at TB	L2-3	56-47	3rd	-11.0	Morton (12-3)/PRICE (7-4)/Pagán (7)	24,161	54	1,400,922
104	7/25	N	NIYY	W19-3	57-47	3rd	-10.0	PORCELLO (9-7)/Tanaka (7-6)	37,591*	50	1,400,258
105	7/26	N	NIYY	W10-5	58-47	3rd	-9.0	CASHNER (10-5)/Paxton (5-6)	37,095*	51	1,841,353
106	7/27	D	NIYY	W9-5	59-47	2nd	-8.0	RODRIGUEZ (13-4)/Sabathia (5-6)	36,862*	52	1,878,215
107	7/28	N	NIYY	L6-9	59-48	3rd	-9.0	German (13-2)/SALE (5-10)	37,429*	53	1,915,644
	7/29		OFF DAY		59-48	3rd	-9.0				
108	7/30	N	TB	L5-6	59-49	3rd	-9.0	Kolarek (4-3)/TAYLOR (0-1)/Pagán (8)	36,412	54	1,952,056
109	7/31	N	TB	L5-9	59-50	3rd	-10.0	Yarborough (10-3)/PORCELLO (9-8)/Roe (1)	33,046	55	1,985,102
110	8/1	N	TB	L4-9	59-51	3rd	-10.5	McKay (2-1)/CASHNER (10-6)	37,225*	56	2,022,327
111	8/2	N	at NIYY	L2-4	59-52	3rd	-11.5	Paxton (6-6)/RODRIGUEZ (13-5)/Chapman (28)	46,932*	55	1,447,854
112	8/3	D	at NIYY	L2-9	59-53	3rd	-12.5	German (14-2)/SALE (5-11)	46,625*	56	1,494,497
113	8/3	N	at NIYY	L4-6	59-54	3rd	-13.5	Kahle (3-0)/BARNES (3-4)/Chapman (29)	48,101*	57	1,542,580
114	8/4	N	at NIYY	L4-7	59-55	3rd	-14.5	Happ (9-6)/PRICE (7-5)/Green (2)	47,267*	58	1,589,847
115	8/5	N	KC	W7-5	60-55	3rd	-14.5	PORCELLO (10-8)/Montgomery (1-5)/WORKMAN (6)	33,636	57	2,055,963
116	8/6	N	KC	L2-6	60-56	3rd	-15.5	Junis (7-10)/CASHNER (10-7)	36,360	58	2,092,323
117	8/7	N	KC	W5-4(10)	61-56	3rd	-16.0	TAYLOR (1-1)/Lovelady (0-2)	41,578^	59	2,133,901
118	8/8	N	LAA	W3-0	62-56	3rd	-16.0	SALE (6-11)/Peters (2-1)/WORKMAN (7)	34,744	60	2,168,645
119	8/9	N	LAA	W16-4	63-56	3rd	-15.0	WALDEN (7-1)/Barria (4-6)	36,650*	61	2,205,295
120	8/10	D	LAA	L4-12	63-57	3rd	-15.0	Cole (2-3)/PORCELLO (10-9)	36,390*	62	2,241,685
121	8/11	D	LAA	L4-5(10)	63-58	3rd	-16.0	Robles (4-0)/WEBER (1-2)	36,709*	63	2,278,394
122	8/12	N	at CLE	L5-6	63-59	3rd	-17.5	Hand (6-3)/WALDEN (7-2)	24,770	59	1,614,617
123	8/13	N	at CLE	W7-6(10)	64-59	3rd	-17.5	WORKMAN (9-2)/Wittgren (4-1)/CASHNER (1)	26,662	60	1,641,279
124	8/14	D	at CLE	W5-1	65-59	3rd	-17.5	EOVALDI (1-0)/Bieber (12-5)	29,535	61	1,670,814
	8/15		Off Day		65-59	3rd	-17.0				
125	8/16	N	BAL	W9-1	66-59	3rd	-17.0	PORCELLO (11-9)/Brooks (2-7)	37,213*	64	2,315,607
126	8/17	N	BAL	W4-0	67-59	3rd	-17.0	RODRIGUEZ (14-5)/Wojciechowski (2-6)	36,744*	65	2,352,351
127	8/18	D	BAL	W13-7	68-59	3rd	-16.0	WALDEN (8-2)/Fry (1-5)	36,350*	66	2,388,701
	8/19		OFF DAY		68-59	3rd	-16.0				
128	8/20	N	PHI	L2-3	68-60	3rd	-16.0	Nola (12-3)/JOHNSON (1-2)/Neris (22)	37,712*	67	2,426,413
129	8/21	N	PHI	L2-5	68-61	3rd	-16.0	Hughes (4-5)/PORCELLO (11-10)/Neris (23)	37,077*	68	2,463,490
	8/22		Resumption of 8/7 game		68-61	3rd	-15.0				
130	8/23	N	at SD	W11-0	69-61	3rd	-15.0	RODRIGUEZ (15-5)/Paddock (7-7)	42,904*	62	1,713,718
131	8/24	N	at SD	W5-4	70-61	3rd	-14.0	BARNES (4-4)/Yates (0-4)/WORKMAN (8)	42,625*	63	1,756,343
132	8/25	D	at SD	L1-3	70-62	3rd	-15.0	Lucchesi (9-7)/JOHNSON (1-3)/Yates (37)	38,026	64	1,794,369
	8/26		Off Day		70-62	3rd	-15.5				
133	8/27	N	at COL	W10-6	71-62	3rd	-15.5	PORCELLO (12-10)/Garcia (0-1)	44,101	65	1,838,470
134	8/28	N	at COL	W7-4	72-62	3rd	-15.5	RODRIGUEZ (16-5)/Lambert (2-5)/WORKMAN (9)	40,801	66	1,879,271
	8/29		Off Day		72-62	3rd	-15.5				
135	8/30	N	at LAA	W7-6(15)	73-62	3rd	-14.5	CASHNER (11-7)/Cahill (3-9)	39,788	67	1,919,059
136	8/31	N	at LAA	L4-10	73-63	3rd	-15.5	Garcia (2-1)/BRASIER (2-4)	43,036	68	1,962,095
137	9/1	D	at LAA	W4-3	74-63	3rd	-15.5	WEBER (2-2)/Heaney (3-4)/WORKMAN (10)	39,382	69	2,001,477
	9/2		Off Day		74-63	3rd	-15.0				
138	9/3	N	MIN	L5-6	74-64	3rd	-16.0	Thorpe (2-1)/PORCELLO (12-11)/Rogers (23)	35,129	69	2,498,619
139	9/4	N	MIN	W6-2	75-64	3rd	-16.0	RODRIGUEZ (17-5)/Berrios (11-8)/WORKMAN (11)	35,218	70	2,533,837
140	9/5	N	MIN	L1-2	75-65	3rd	-16.5	Pérez (10-6)/CASHNER (11-8)/Rogers (24)	32,632	71	2,566,469
141	9/6	N	NIYY	W6-1	76-65	3rd	-15.5	WALDEN (9-2)/German (17-4)	36,162	72	2,602,631
142	9/7	D	NIYY	L1-5	76-66	3rd	-16.5	Happ (12-8)/WEBER (2-3)	36,619*	73	2,639,250
143	9/8	N	NIYY	L5-9	77-66	3rd	-17.5	Green (3-4)/PORCELLO (12-12)	35,681	74	2,674,931
144	9/9	N	NIYY	L0-5	76-68	3rd	-18.5	Paxton (13-6)/RODRIGUEZ (17-6)	35,884	75	2,710,815
145	9/10	N	at TOR	L3-4	76-69	3rd	-18.5	Shafer (2-1)/TAYLOR (1-2)/Giles (19)	17,819	70	2,019,296
146	9/11	N	at TOR	L0-8	76-70	3rd	-19.0	Thornton (5-9)/KELLEY (0-1)	14,463	71	2,033,759
147	9/12	N	at TOR	W7-4	77-70	3rd	-19.5	TAYLOR (2-2)/Buchholz (1-5)/WORKMAN (12)	17,420	72	2,051,179
	9/13		Off Day		77-70	3rd	-19.0				
148	9/14	N	at PHI	W2-1	78-70	3rd	-19.0	BARNES (5-4)/Neris (3-6)/WORKMAN (13)	40,688	73	2,091,867
149	9/15	D	at PHI	W6-3	79-70	3rd	-18.0	PORCELLO (13-12)/Vargas (6-8)/WORKMAN (14)	39,061	74	2,130,928
	9/16		Off Day		79-70	3rd	-18.0				
150	9/17	N	SF	L6-7(15)	79-71	3rd	-19.0	Rodriguez (6-9)/KELLEY (0-2)	35,925	76	2,746,740
151	9/18	N	SF	L3-11	79-72	3rd	-19.0	Samardzija (11-12)/CHACIN (3-11)	35,697	77	2,782,437
152	9/19	D	SF	W5-4	80-72	3rd	-19.0	RODRIGUEZ (18-6)/Bumgarner (9-9)/WORKMAN (15)	35,816	78	2,818,253
153	9/20	N	at TB	L4-5(11)	80-73	3rd	-19.0	Castillo (4-8)/KELLEY (0-3)	17,117	75	2,148,045
154	9/21	N	at TB	L4-5(11)	80-74	3rd	-20.0	Castillo (5-8)/SMITH (0-3)	18,179	76	2,166,224
155	9/22	D	at TB	W7-4	81-74	3rd	-20.0	EOVALDI (2-0)/Yarborough (11-5)	17,946	77	2,184,170
156	9/23	N	at TB	L4-7	81-75	3rd	-20.5	Pruitt (3-0)/POYNER (0-1)/Poche (2)	8,779	78	2,192,949
157	9/24	N	at TEX	W12-10	82-75	3rd	-19.5	RODRIGUEZ (19-6)/Jurado (7-11)/WORKMAN (16)	23,341	79	2,216,290
158	9/25	N	at TEX	L10-7	83-75	3rd	-18.5	PORCELLO (14-12)/Allard (4-2)	29,290	80	2,245,580
159	9/26	D	at TEX	L5-3	83-76	3rd	-19.0	Minor (14-10)/WEBER (2-4)/Lederc (14)	24,612	81	2,270,192
160	9/27	N	BAL	L1-4	83-77	3rd	-20.0	Wojciechowski (4-8)/EOVALDI (2-1)	34,533	79	2,852,786
161	9/28	D	BAL	L4-9	83-78	3rd	-20.0	Means (12-11)/CHACIN (3-12)	36,414	80	2,889,200
162	9/29	D	BAL	W5-4	84-78	3rd	-19.0	WORKMAN (10)/Tate (0-2)	35,427	81	2,924,627

2019
in Review

* sellout

Total home attendance includes 2 games played in London (attendance for the 79 games at Fenway Park was 2,805,919)

^ 32,453 tickets sold for the 8/7 date, plus 9,125 tickets sold for the 8/22 resumption (does not include the 6,015 tickets issued free to kids on 8/22)

2019 Statistical Summary

2019 Batting Statistics

PLAYER	AVG	G	AB	R	H	2B	3B	HR	RBI	SH	SF	HP	BB	SO	SB	CS	OBP	SLG	OPS
Benintendi, A	.266	138	541	72	144	40	5	13	68	3	5	7	59	140	10	3	.343	.431	.774
Betts, M	.295	150	597	135	176	40	5	29	80	0	9	3	97	101	16	3	.391	.524	.915
Bogaerts, X	.309	155	614	110	190	52	0	33	117	0	6	2	76	122	4	2	.384	.555	.939
Bradley Jr., J	.225	147	494	69	111	28	3	21	62	3	2	12	56	155	8	6	.317	.421	.738
Centeno, J	.133	7	15	0	2	0	0	0	2	0	0	1	2	2	1	0	.278	.133	.411
*Chavis, M	.254	95	347	46	88	10	1	18	58	0	0	4	31	127	2	1	.322	.444	.766
Devers, R	.311	156	647	129	201	54	4	32	115	1	2	4	48	119	8	8	.361	.555	.916
Hernández, G	.143	20	49	5	7	1	2	0	2	2	1	0	5	14	1	0	.218	.245	.463
Hernández, M	.250	61	148	18	37	7	0	2	11	1	0	3	3	42	1	2	.279	.338	.617
Holt, B	.297	87	259	38	77	14	2	3	31	0	4	4	28	57	1	0	.369	.402	.771
León, S	.192	65	172	14	33	3	0	5	19	4	1	1	13	47	0	0	.251	.297	.548
Lin, T	.200	13	20	3	4	2	0	0	1	0	0	0	2	6	1	1	.273	.300	.573
Martinez, J	.304	146	575	98	175	33	2	36	105	0	5	4	72	138	2	0	.383	.557	.939
Moreland, M	.252	91	298	48	75	17	1	19	58	0	2	1	34	74	1	0	.328	.507	.835
Núñez, E	.228	60	167	13	38	7	0	2	20	1	2	0	4	27	5	1	.243	.305	.548
Owings, C	.156	26	45	4	7	2	0	1	5	0	0	0	6	23	1	1	.255	.267	.522
Pearce, S	.180	29	89	9	16	4	0	1	9	0	1	1	7	31	0	0	.245	.258	.503
Pedroia, D	.100	6	20	1	2	0	0	0	1	0	0	0	1	2	0	0	.143	.100	.243
Swhihart, B	.231	12	26	4	6	1	0	1	4	0	0	1	2	7	0	0	.310	.385	.695
Travis, S	.215	59	144	17	31	4	1	6	16	0	1	1	11	36	2	0	.274	.382	.656
Vázquez, C	.276	138	482	66	133	26	1	23	72	3	3	0	33	101	4	2	.320	.477	.798
RED SOX	.269	162	5770	901	1554	345	27	245	857	20	44	49	590	1382	68	30	.340	.466	.806
OPPONENTS	.251	162	5660	828	1423	319	26	215	791	18	38	76	605	1633	70	31	.330	.431	.761

2019 Pitching Statistics

PLAYER	W-L	ERA	G	GS	CG	SHO	SV	IP	H	R	ER	HR	HB	BB	SO	WP	BK	AVG
Barnes, M	5-4	3.78	70	0	0	0	4	64.1	51	29	27	8	2	38	110	13	1	.210
Brasier, R	2-4	4.85	62	0	0	0	7	55.2	51	33	30	9	3	21	61	3	0	.238
*Brewer, C	1-2	4.12	58	0	0	0	0	54.2	59	26	25	6	2	34	52	9	0	.277
Cashner, A	2-5	6.20	25	6	0	0	1	53.2	58	39	37	8	3	29	42	4	0	.287
Chacin, J	0-2	7.36	6	5	0	0	0	14.2	16	12	12	6	0	7	21	0	0	.267
Eovaldi, N	2-1	5.99	23	12	0	0	0	67.2	72	46	45	16	3	35	70	6	0	.276
Hembree, H	1-0	3.86	45	0	0	0	2	39.2	34	20	17	7	3	18	46	2	0	.224
*Hernandez, D	0-1	4.45	29	1	0	0	0	30.1	27	18	15	1	3	26	57	4	0	.231
Johnson, B	1-3	6.02	21	7	0	0	0	40.1	53	29	27	6	0	23	31	5	0	.315
*Kelley, T	0-3	8.64	10	0	0	0	0	8.1	9	8	8	2	0	5	6	2	0	.290
*Lakins, T	0-1	3.86	16	3	0	0	0	23.1	23	11	10	1	1	10	18	1	0	.258
Núñez, E	0-0	9.00	1	0	0	0	0	1.0	1	1	1	1	0	0	0	0	0	.250
Porcello, R	14-12	5.52	32	32	0	0	0	174.1	198	114	107	31	6	45	143	5	2	.278
*Poyner, B	0-1	6.94	13	1	0	0	0	11.2	10	9	9	2	1	5	11	0	0	.233
Price, D	7-5	4.28	22	22	0	0	0	107.1	109	57	51	15	3	32	128	3	1	.258
Ramírez, E	0-0	12.00	1	0	0	0	0	3.0	4	4	4	2	1	1	1	0	0	.333
Rodriguez, E	19-6	3.81	34	34	0	0	0	203.1	195	88	86	24	7	75	213	3	0	.253
Sale, C	6-11	4.40	25	25	1	1	0	147.1	123	80	72	24	13	37	218	2	0	.221
*Shawany, M	0-0	9.74	14	0	0	0	0	20.1	26	22	22	5	5	13	29	1	0	.310
Smith, J	0-3	5.81	18	2	0	0	1	31.0	36	22	20	10	3	8	29	0	0	.281
*Taylor, J	2-2	3.04	52	1	0	0	0	47.1	40	17	16	5	2	16	62	3	0	.229
Thornburg, T	0-0	7.71	16	0	0	0	0	18.2	21	16	16	4	1	10	22	1	0	.280
Velázquez, H	1-4	5.43	34	8	0	0	0	56.1	58	40	34	7	3	28	49	2	0	.275
*Walden, M	9-2	3.81	70	0	0	0	2	78.0	61	38	33	6	5	32	76	6	1	.213
Weber, R	2-4	5.09	18	3	0	0	0	40.2	48	25	23	5	3	8	29	2	0	.284
Workman, B	10-1	1.88	73	0	0	0	16	71.2	29	18	15	1	2	45	104	4	1	.123
Wright, S	0-1	8.53	6	0	0	0	0	6.1	11	6	6	3	1	4	5	0	0	.407
RED SOX	84-78	4.70	162	162	1	8	33	1471.0	1423	828	768	215	76	605	1633	81	6	.251
OPPONENTS	78-84	5.02	162	162	0	6	34	1468.0	1554	901	819	245	49	590	1382	79	5	.269

*Rookie

2019
in Review

2019 Statistical Summary, Continued

2019 Fielding Statistics

Player	POS	PCT	G	GS	PO	A	E	TC	DP	TP
Benintendi, A	OF	.990	143	134	182	9	2	193	3	0
Betts, M	OF	.994	149	142	320	10	2	332	0	0
Bogaerts, X	SS	.975	153	153	165	347	13	525	70	0
Bradley Jr., J	OF	.987	147	138	305	10	4	319	3	0
Centeno, J	C	1.000	5	3	25	5	0	30	1	0
Chavis, M	3B	1.000	5	2	1	3	0	4	1	0
	1B	.989	49	43	339	24	4	367	22	0
	2B	.975	45	40	75	81	4	160	21	0
Devers, R	3B	.949	152	151	117	292	22	431	20	0
	SS	-	1	0	0	0	0	0	0	0
Hernández, G	OF	1.000	15	12	24	1	1	26	0	0
Hernández, M	SS	1.000	2	0	1	2	0	3	0	0
	2B	.991	48	29	49	61	1	111	10	0
Holt, B	3B	1.000	4	3	0	3	0	3	0	0
	OF	1.000	10	8	17	0	1	18	0	0
	SS	1.000	6	3	4	16	0	20	2	0
	1B	1.000	11	3	26	5	0	31	3	0
	2B	.991	60	56	78	136	2	216	27	0
León, S	1B	1.000	1	0	4	0	0	4	0	0
	C	.995	65	50	535	30	3	568	0	0
Lin, T	SS	1.000	2	1	0	3	0	3	0	0
	2B	1.000	8	4	14	9	0	23	5	0
	CF	-	1	1	0	0	0	0	0	0
Martínez, J	OF	.906	39	37	67	4	3	74	2	0
Moreland, M	1B	.995	85	74	556	48	3	607	52	0
Núñez, E	SS	1.000	6	1	3	5	0	8	0	0
	2B	.973	31	21	26	47	2	75	7	0
	3B	.923	8	6	5	7	1	13	0	0
Owings, C	2B	1.000	12	7	15	21	0	36	6	0
	SS	.941	7	4	3	13	1	17	2	0
	3B	-	1	0	0	0	0	0	0	0
	OF	-	1	0	0	0	0	0	0	0
Pearce, S	OF	1.000	4	3	3	1	0	4	1	0
	1B	.972	19	15	97	9	3	109	9	0
Pedroia, D	2B	1.000	4	4	9	7	0	16	3	0
Swihart, B	C	.950	8	6	55	2	3	60	0	0
	1B	-	1	0	0	0	0	0	0	0
	OF	-	1	0	0	0	0	0	0	0
Travis, S	1B	.981	29	20	149	7	3	159	14	0
	OF	.964	19	11	26	2	1	29	0	0
Vázquez, C	2B	1.000	2	1	1	3	0	4	1	0
	3B	1.000	4	0	0	1	0	1	0	0
	C	.999	119	103	994	71	1	1066	6	0
	1B	.982	10	7	48	6	1	55	3	0
PITCHER										
Barnes, M	P	.857	70	0	4	2	1	7	0	0
Brasier, R	P	.889	62	0	4	4	1	9	0	0
Brewer, C	P	1.000	58	0	3	12	0	15	0	0
Cashner, A	P	1.000	25	6	2	9	0	11	1	0
Chacin, J	P	1.000	6	5	1	0	0	1	0	0
Eovaldi, N	P	1.000	23	12	8	8	0	16	2	0
Hembree, H	P	1.000	45	0	1	1	0	2	0	0
Hernandez, D	P	1.000	29	1	1	4	0	5	1	0
Johnson, B	P	1.000	21	7	0	1	0	1	0	0
Kelley, T	P	1.000	10	0	0	1	0	1	0	0
Lakins, T	P	1.000	16	3	4	1	0	5	0	0
Núñez, E	P	-	1	0	0	0	0	0	0	0
Porcello, R	P	.974	32	32	16	21	1	38	1	0
Poynor, B	P	-	13	1	0	0	0	0	0	0
Price, D	P	1.000	22	22	4	7	0	11	0	0
Ramírez, E	P	1.000	1	0	0	2	0	2	0	0
Rodríguez, E	P	1.000	34	34	2	23	0	25	1	0
Sale, C	P	1.000	25	25	6	7	0	13	1	0
Shawarzyn, M	P	.000	14	0	0	0	1	1	0	0
Smith, J	P	1.000	18	2	3	1	0	4	0	0
Taylor, J	P	.800	52	1	0	4	1	5	0	0
Thornburg, T	P	1.000	16	0	0	2	0	2	0	0
Velázquez, H	P	.900	34	8	4	5	1	10	0	0
Walden, M	P	.909	70	0	5	5	1	11	0	0
Weber, R	P	1.000	18	3	3	9	0	12	0	0
Workman, B	P	1.000	73	0	4	5	0	9	1	0
Wright, S	P	1.000	6	0	0	1	0	1	0	0

2019
in Review

2019 Statistical Breakdown

2019 Major League Standings

AL East	W-L	PCT	GB	HOME	ROAD	vs. East	vs. Central	vs. West	RS	RA	DIFF
y-New York	103-59	.636	-	57-24	46-35	54-22	18-15	19-14	943	739	204
w-Tampa Bay	96-66	.593	7	48-33	48-33	44-32	20-13	18-15	769	656	113
Boston	84-78	.519	19	38-43	46-35	35-41	21-11	18-16	901	828	73
Toronto	67-95	.414	36	35-46	32-49	33-43	17-18	14-17	726	828	-102
Baltimore	54-108	.333	49	25-56	29-52	24-52	12-20	11-23	729	981	-252
AL Central	W-L	PCT	GB	HOME	ROAD	vs. East	vs. Central	vs. West	RS	RA	DIFF
y-Minnesota	101-61	.623	-	46-35	55-26	20-12	50-26	23-11	939	754	185
Cleveland	93-69	.574	8	49-32	44-37	18-16	48-28	19-13	769	657	112
Chicago	72-89	.447	28.5	39-41	33-48	15-18	38-37	13-20	708	832	-124
Kansas City	59-103	.364	42	31-50	28-53	10-23	31-45	9-24	691	869	-178
Detroit	47-114	.292	53.5	22-59	25-55	14-19	22-53	6-27	582	915	-333
AL West	W-L	PCT	GB	HOME	ROAD	vs. East	vs. Central	vs. West	RS	RA	DIFF
z-Houston	107-55	.660	-	60-21	47-34	19-13	21-13	56-20	920	640	280
w-Oakland	97-65	.599	10	52-29	45-36	17-16	25-8	44-32	845	680	165
Texas	78-84	.481	29	45-36	33-48	18-14	18-16	33-43	810	878	-68
Los Angeles	72-90	.444	35	38-43	34-47	17-18	13-18	30-46	769	868	-99
Seattle	68-94	.420	39	35-46	33-48	14-19	18-15	27-49	758	893	-135
NL East	W-L	PCT	GB	HOME	ROAD	vs. East	vs. Central	vs. West	RS	RA	DIFF
y-Atlanta	97-65	.599	-	50-31	47-34	46-30	20-13	18-15	855	743	112
w-Washington	93-69	.574	4	50-31	43-38	44-32	17-15	18-16	873	724	149
New York	86-76	.531	11	48-33	38-43	40-36	14-19	17-16	791	737	54
Philadelphia	81-81	.500	16	45-36	36-45	36-40	20-13	14-19	774	794	-20
Miami	57-105	.352	40	30-51	27-54	24-52	10-24	14-18	615	808	-193
NL Central	W-L	PCT	GB	HOME	ROAD	vs. East	vs. Central	vs. West	RS	RA	DIFF
y-St. Louis	91-71	.562	-	50-31	41-40	18-15	46-30	18-15	764	662	102
w-Milwaukee	89-73	.549	2	49-32	40-41	21-11	45-31	15-19	769	766	3
Chicago	84-78	.519	7	51-30	33-48	17-17	37-39	18-14	814	717	97
Cincinnati	75-87	.463	16	41-40	34-47	17-17	33-43	16-16	701	711	-10
Pittsburgh	69-93	.426	22	35-46	34-47	11-21	29-47	17-17	758	911	-153
NL West	W-L	PCT	GB	HOME	ROAD	vs. East	vs. Central	vs. West	RS	RA	DIFF
z-Los Angeles	106-56	.654	-	59-22	47-34	23-10	22-11	51-25	886	613	273
Arizona	85-77	.525	21	44-37	41-40	17-17	16-16	38-38	813	743	70
San Francisco	77-85	.475	29	35-46	42-39	14-19	14-19	38-38	678	773	-95
Colorado	71-91	.438	35	43-38	28-53	16-17	15-18	32-44	835	958	-123
San Diego	70-92	.432	36	36-45	34-47	14-18	14-20	31-45	682	789	-107

w - Clinched Wild Card
y - Clinched Division Title
z - Clinched Division Title and Best Record in League

2019 Wild Card Standings

	W-L	PCT.	GB		W-L	PCT.	GB
w-Oakland	97-65	.599	+1.0	w-Washington	93-69	.574	+4.0
w-Tampa Bay	96-66	.593	-	w-Milwaukee	89-73	.549	-
Cleveland	93-69	.574	3.0	New York	86-76	.531	3.0
Boston	84-78	.519	12.0	Arizona	85-77	.525	4.0
Texas	78-84	.481	18.0	Chicago	84-78	.519	5.0
Chicago	72-89	.447	23.5	Philadelphia	81-81	.500	8.0
Los Angeles	72-90	.444	24.0	San Francisco	77-85	.475	12.0
Seattle	68-94	.420	28.0	Cincinnati	75-87	.463	14.0
Toronto	67-95	.414	29.0	Colorado	71-91	.438	18.0
Kansas City	59-103	.364	37.0	San Diego	70-92	.432	19.0
Baltimore	54-108	.333	42.0	Pittsburgh	69-93	.426	20.0
Detroit	47-114	.292	48.5	Miami	57-105	.352	32.0

w - Clinched Wild Card

2019 Statistical Breakdown, Continued

Regular Season Breakdown

AL East Standing.....	3rd, 19.0 GB
Home	38-43
at Fenway Park.....	38-41
Road	46-35
Day.....	27-25
Night.....	57-53
March.....	1-3
April.....	12-14
May.....	16-11
June.....	15-12
July.....	15-10
August.....	14-13
September.....	11-15
vs. AL East.....	35-41
vs. AL Central.....	21-11
vs. AL West.....	18-16
vs. National League.....	10-10
vs. RH starter.....	60-48
vs. LH starter.....	24-30
Leading after 6 innings.....	70-9
Tied after 6 innings.....	11-7
Trailing after 6 innings.....	3-62
Leading after 7 innings.....	72-9
Tied after 7 innings.....	9-3
Trailing after 7 innings.....	3-66

Leading after 8 innings.....	68-4
Tied after 8 innings.....	13-7
Trailing after 8 innings.....	3-67
Red Sox score first.....	54-32
Opponents score first.....	30-46
Shutouts.....	8-6
Scoring less than 3 runs.....	4-29
Scoring 3 or 4 runs.....	8-29
Scoring 5 or more runs.....	72-20
Red Sox hit HR.....	73-56
Red Sox hit 0 HR.....	11-22
1-run games.....	23-22
2-run games.....	9-12
Walk-offs.....	7-7
Extra innings (home).....	3-5
Extra innings (road).....	6-3
Series openers.....	26-26
Series finales.....	29-23
Series W-L-T (home).....	7-13-6
Series W-L-T (road).....	16-10-0
Series W-L-T (total).....	23-23-6
Series sweeps (home).....	3-4
Series sweeps (road).....	6-2
Come-from-behind wins.....	34

Runs By Innings

	1	2	3	4	5	6	7	8	9	10+	TOTAL
RED SOX	108	87	136	102	101	100	96	92	61	18	901
Opponents	104	86	112	97	80	84	93	78	77	17	828

Pitching Breakdown

	W-L	ERA	IP	H	R	ER	BB	SO	HR
Starters	50-50	4.95	806.0	824	472	443	281	857	132
Relievers	34-28-33	4.41	665.0	599	356	325	324	776	83

Catching Breakdown

	CS	SB	CS%	PB	PICKOFFS
Centeno	1	4	20.0	2	0
León	7	26	21.2	4	1
Swihart	1	4	20.0	0	0
Vázquez	21	35	37.5	9	4

Red Sox Manager Challenges

TOTAL	OVERTURNED	CONFIRMED	STOOD
38	23	4	11

Outfield Assists (37)

Mookie Betts.....	10	J.D. Martinez.....	4	Steve Pearce.....	1
Jackie Bradley Jr.	10	Sam Travis.....	2		
Andrew Benintendi.....	9	Gorkys Hernández.....	1		

Ejections (5)

6/11 vs. TEX (5th inning), Alex Cora and Andrew Benintendi (1B umpire Vic Carapazza)
 7/25 vs. NYY (3rd inning), Brock Holt (HP umpire D.J. Reyburn)
 8/3 at NYY-G1 (4th inning), Alex Cora and Chris Sale (HP umpire Mike Estabrook)

2019 Statistical Breakdown, Continued

Starts By Batting Order (Total, Red Sox W-L)

1st: Betts (102, 50-52), Benintendi (48, 29-19), Chavis (4, 3-1), M. Hernández (3, 1-2), Bradley Jr. (2, 1-1), Holt (1, 0-1), Owings (1, 0-1), Pedroia (1, 0-1)

2nd: Devers (71, 37-34), Betts (46, 26-20), Benintendi (26, 14-12), Bogaerts (13, 4-9), Vázquez (4, 2-2), Chavis (1, 0-1), Holt (1, 1-0)

3rd: Bogaerts (78, 42-36), Martínez (42, 24-18), Devers (19, 6-13), Moreland (19, 10-9), Pearce (3, 1-2), Vázquez (1, 1-0)

4th: Martínez (102, 53-49), Bogaerts (23, 10-13), Devers (18, 14-4), Moreland (9, 5-4), Benintendi (3, 2-1), Chavis (2, 0-2), Pearce (2, 0-2), Travis (2, 0-2), Vázquez (1, 0-1)

5th: Benintendi (42, 20-22), Bogaerts (40, 24-16), Devers (19, 9-10), Vázquez (14, 8-6), Moreland (12, 7-5), Holt (10, 3-7), Travis (10, 4-6), Chavis (8, 6-2), Pearce (3, 1-2), Bradley Jr. (2, 1-1), Núñez (2, 1-1)

6th: Vázquez (35, 20-15), Holt (25, 14-11), Chavis (22, 13-9), Devers (20, 14-6), Moreland (15, 5-10), Benintendi (14, 8-6), Travis (14, 3-11), Núñez (6, 1-5), Bradley Jr. (3, 2-1), Pearce (3, 1-2), G. Hernández (2, 1-1), Pedroia (2, 1-1), Swihart (1, 1-0)

7th: Bradley Jr. (30, 16-14), Vázquez (30, 15-15), Chavis (26, 17-9), Moreland (22, 12-10), Holt (11, 4-7), Núñez (10, 4-6), Pearce (10, 4-6), Travis (7, 5-2), Devers (4, 1-3), G. Hernández (4, 2-2), M. Hernández (3, 2-1), Pedroia (2, 1-1), Swihart (2, 0-2), Benintendi (1, 1-0)

8th: Bradley Jr. (58, 34-24), Chavis (20, 9-11), Vázquez (17, 7-10), Holt (15, 7-8), Núñez (12, 8-4), León (11, 4-7), M. Hernández (7, 4-3), Owings (7, 3-4), G. Hernández (5, 2-3), Lin (3, 2-1), Swihart (2, 1-1), Travis (2, 1-1), Devers (1, 1-0), Pearce (1, 1-0), Pedroia (1, 0-1)

9th: Bradley Jr. (43, 18-25), León (39, 22-17), Vázquez (20, 9-11), M. Hernández (16, 7-9), Holt (10, 5-5), Pitcher (10, 7-3), Núñez (8, 5-3), Centeno (3, 2-1), Lin (3, 3-0), Owings (3, 2-1), Chavis (2, 1-1), Travis (2, 1-1), G. Hernández (1, 1-0), Pearce (1, 0-1), Swihart (1, 1-0)

Starts By Position (Total, Red Sox W-L)

C: Vázquez (103, 53-50), León (50, 26-24), Swihart (6, 3-3), Centeno (3, 2-1)

1B: Moreland (74, 39-35), Chavis (43, 27-16), Travis (20, 10-10), Pearce (15, 4-11), Vázquez (7, 3-4), Holt (3, 1-2)

2B: Holt (56, 29-27), Chavis (40, 22-18), M. Hernández (29, 14-15), Núñez (21, 11-10), Owings (7, 4-3), Lin (4, 3-1), Pedroia (4, 1-3), Vázquez (1, 0-1)

SS: Bogaerts (153, 79-74), Owings (4, 1-3), Holt (3, 2-1), Lin (1, 1-0), Nunez (1, 1-0)

3B: Devers (151, 82-69), Núñez (6, 1-5), Holt (3, 1-2), Chavis (2, 0-2)

LF: Benintendi (128, 71-57), Martínez (13, 7-6), Travis (11, 2-9), G. Hernández (4, 2-2), Holt (3, 0-3), Pearce (3, 2-1)

CF: Bradley Jr. (137, 71-66), Betts (16, 8-8), Benintendi (6, 3-3), G. Hernández (2, 1-1), Lin (1, 1-0)

RF: Betts (126, 65-61), Martínez (24, 14-10), G. Hernández (6, 3-3), Holt (5, 1-4), Bradley Jr. (1, 1-0)

DH: Martínez (107, 56-51), Vázquez (11, 6-5), Núñez (10, 6-4), Betts (6, 3-3), Travis (6, 2-4), Pearce (5, 2-3), Moreland (3, 0-3), Pedroia (2, 1-1), Bogaerts (1, 1-0), Devers (1, 0-1)

Record by Opponent

	HOME	ROAD	TOTAL
vs. Baltimore	6-4	6-3	12-7
vs. New York	4-6	1-8	5-14
vs. Tampa Bay	1-8	6-4	7-12
vs. Toronto	5-4	6-4	11-8
Totals vs. East	16-22	19-19	35-41
	HOME	ROAD	TOTAL
vs. Chicago	2-1	3-1	5-2
vs. Cleveland	1-2	2-1	3-3
vs. Detroit	2-2	3-0	5-2
vs. Kansas City	2-1	3-0	5-1
vs. Minnesota	1-2	2-1	3-3
Totals vs. Central	8-8	13-3	21-11
	HOME	ROAD	TOTAL
vs. Houston	1-2	1-2	2-4
vs. Los Angeles	2-2	2-1	4-3
vs. Oakland	3-0	1-3	4-3
vs. Seattle	3-0	1-3	4-3
vs. Texas	2-2	2-1	4-3
Totals vs. West	11-6	7-10	18-16
Totals vs. AL	35-36	39-32	74-68
	HOME	ROAD	TOTAL
vs. Arizona	0-0	1-2	1-2
vs. Colorado	1-1	2-0	3-1
vs. Los Angeles	1-2	0-0	1-2
vs. Philadelphia	0-2	2-0	2-2
vs. San Diego	0-0	2-1	2-1
vs. San Francisco	1-2	0-0	1-2
Totals vs. NL	3-7	7-3	10-10

Miscellaneous Team Statistics

	BOS	OPP.	
Grand Slam HR	4	5	
Home Runs - Home	118	97	
Home Runs - Road	127	118	
	HOME	ROAD	TOTAL
Shutouts	4-1	4-5	8-6
SHO - Individual	0-0	1-0	1-0
Walk-offs	7-0	0-7	7-7
Extra Innings	3-5	6-3	9-8
One-Run Decisions	10-11	13-11	23-22
Two-Run Decisions	4-4	5-8	9-12
vs. LH Starters	10-15	14-15	24-30
vs. RH Starters	28-28	32-20	60-48
Grass Fields	38-41	33-25	71-66
Artificial Turf	0-2	13-10	13-12
Day Games	12-16	15-9	27-25
Night Games	26-27	31-26	57-53
	WON	LOST	SPLIT
Doubleheaders (Home)	0	1	1
Doubleheaders (Road)	0	1	0
	ATTENDANCE		AVG
Home	2,924,637 (81 Dates)		36,106
Fenway Park	2,805,919 (79 Dates)		35,517
Road	2,270,192 (81 Dates)		28,027

2019 Home Run Notes

2019 Home Run Breakdown

Homers at Home: 118	Solo Homers: 149	3-Run Homers: 28
Homers on the Road: 127	2-Run Homers: 64	Grand Slams: 4

2-Home Run Games (18 in 2019)

Xander Bogaerts, 4/23 vs. DET-G1
Michael Chavis, 5/4 at CWS
J.D. Martinez, 5/12 vs. SEA
J.D. Martinez, 5/27 vs. CLE
J.D. Martinez, 6/14 at BAL
Michael Chavis, 6/29 vs. NYY

Rafael Devers, 7/2 at TOR
Jackie Bradley Jr., 7/20 at BAL
Xander Bogaerts, 7/25 vs. NYY
Xander Bogaerts, 8/1 vs. TB
J.D. Martinez, 8/9 vs. LAA
Xander Bogaerts, 8/14 at CLE

J.D. Martinez, 8/23 at SD
Xander Bogaerts, 8/28 at COL
Mookie Betts, 8/30 at LAA
Mookie Betts, 9/4 vs. MIN
Christian Vázquez, 9/15 at PHI
Mitch Moreland, 9/20 at TB

3-Home Run Games (1 in 2019)

Mookie Betts, 7/26 vs. NYY

Pinch-Hit Home Runs (5 in 2019)

Mitch Moreland, 3/29 at SEA off Hunter Strickland
Christian Vázquez, 5/24 at HOU off Roberto Osuna
Eduardo Núñez, 6/4 at KC off Jake Diekman
Marco Hernández, 7/4 at TOR off Ken Giles
Christian Vázquez, 7/23 at TB off Colin Poche

Grand Slams (4 in 2019)

Andrew Benintendi, 4/20 at TB off Charlie Morton
Xander Bogaerts, 5/5 at CWS off Juan Minaya
Michael Chavis, 7/15 vs. TOR off Trent Thornton
Christian Vázquez, 9/15 at PHI off Jason Vargas

First-Inning Leadoff Home Runs (4 in 2019)

Mookie Betts, 7/26 vs. NYY off James Paxton
Mookie Betts, 8/30 at LAA off Jose Suarez
Mookie Betts, 9/4 vs. MIN off José Berríos
Mookie Betts, 9/10 at TOR off T.J. Zeuch

Walk-Off Home Runs (1 in 2019)

Christian Vázquez, 6/21 vs. TOR, 2-run HR off Jordan Romano

Inside-The-Park Home Runs (0 in 2019)

Last: Eduardo Núñez, 3/29/18 at TB off Chris Archer (2nd inning)

Inside-The-Park Home Runs At Fenway Park (0 in 2019)

Last: Jacoby Ellsbury, 9/19/11 vs. BAL (G2) off Jeremy Accardo

Back-To-Back Home Runs (10 in 2019)

Mookie Betts and Mitch Moreland, 4/19 vs. TB (8th inning)
Xander Bogaerts and Michael Chavis, 5/4 at CWS (3rd inning)
Xander Bogaerts and Rafael Devers, 5/20 at TOR (9th inning)
Xander Bogaerts and J.D. Martinez, 6/30 vs. NYY (1st inning)
Xander Bogaerts and J.D. Martinez, 7/14 vs. LAD (8th inning)
Andrew Benintendi and Sam Travis, 7/22 at TB (3rd inning)
Christian Vázquez and Michael Chavis, 8/4 at NYY (5th inning)
Rafael Devers and Xander Bogaerts, 8/14 at CLE (3rd inning)
Xander Bogaerts and J.D. Martinez, 9/1 at LAA (3rd inning)
Xander Bogaerts and J.D. Martinez, 9/28 vs. BAL (1st inning)

Back-To-Back-To-Back Home Runs (0 in 2019)

Last: David Ortiz, Josh Reddick and Jarrod Saltalamacchia, 7/7/11 vs. BAL (7th)

Walk-Off Wins (7)

4/11 vs. TOR (9th inning), Rafael Devers RBI single
5/15 vs. COL (10th inning), Michael Chavis RBI single
6/12 vs. TEX (9th inning), Mookie Betts RBI walk
6/21 vs. TOR (10th inning), Christian Vázquez 2-run HR
6/24 vs. CWS (9th inning), Marco Hernández RBI single
8/7 vs. KC (10th inning), Brock Holt RBI single (suspended game finished on 8/22)
9/29 vs. BAL (9th inning), Rafael Devers single

2019 Highs and Lows

Team Batting

Most runs, game	19, 7/25 vs. NYY	Most home runs, inning	3, 4x, last 7/22 at TB (3rd inn.)
Most runs, inning	9, 5/4 at CWS (3rd inn.)	Most extra-base hits	14, 7/25 vs. NYY
Most hits, game (9 inn.)	23, 7/25 vs. NYY	Most stolen bases, game	3, 4x, last 5/26 at HOU
Most hits, game (extra inn.)	17, 2x, last 8/13 at CLE (10 inn.)	Most walks, game (9 inn.)	11, 5/11 vs. SEA
Most hits, inning	10, 5/4 at CWS (3rd inn.)	Most walks, game (extra inn.)	10, 9/17 vs. SF (15 inn.)
Consecutive hits, inning	10, 5/4 at CWS (3rd inn.)	Most strikeouts, game (9 inn.)	14, 3x, last 7/28 vs. NYY
Fewest hits, game	1, 7/21 at BAL	Most strikeouts, game (extra inn.)	17, 6/18 at MIN (17 inn.)
Most doubles, game	10, 7/25 vs. NYY	Most hit by pitch, game	3, 8/30 at LAA
Most triples, game	2, 4x, last 8/16 vs. BAL	Most left on base (9 inn.)	13, 4/23 vs. DET (G2)
Most home runs, game	6, 6/14 at BAL	Most left on base (extra inn.)	17, 9/17 vs. SF (15 inn.)

Individual Batting

Most hits	6, Devers, 8/13 at CLE	Most RBI	7, Martinez, 8/23 at SD
Most runs	4, 3x, last Martinez, 8/9 vs. LAA	Most stolen bases	1, 68x, last Owings, 9/29 vs. BAL
Most doubles	4, Devers, 8/13 at CLE	Most walks	4, 2x, last Martinez, 8/3 at NYY (G2)
Most triples	1, 27x, last G. Hernández, 9/29 vs. BAL	Longest hitting streak	12, 2x, last Martinez, 8/2-8/13
Most home runs	3, Betts, 7/26 vs. NYY	Most strikeouts (9 inn.)	4, 3x, last Benintendi, 8/3 at NYY (G2)
Most extra-base hits	4, 3x, last Devers, 8/13 at CLE	Most strikeouts (extra inn.)	5, Martinez, 6/18 at MIN (17 inn.)
Most total bases	14, Betts, 7/26 vs. NYY		

Team Pitching

Most strikeouts (9 inn.)	17, 9/19 vs. SF	Most hits allowed, game (9 inn.)	19, 6/29 vs. NYY
Most strikeouts (extra inn.)	24, 5/14 vs. COL (11 inn.)	Most hits allowed, game (extra inn.)	15, 6/18 at MIN (17 inn.)
Most walks (9 inn.)	9, 4x, last 9/27 vs. BAL	Fewest hits allowed, game	2, 3x, last 9/5 vs. MIN
Most walks (extra inn.)	11, 8/30 at LAA (15 inn.)	Most hits allowed, inning	8, 8/3 at NYY, G1 (4th inn.)
Fewest walks	0, 7x, last 8/8 vs. LAA	Most home runs allowed, game	5, 2x, last 4/5 at ARI
Most runs allowed, game	17, 6/29 vs. NYY	Most consecutive scoreless inn.	15.0, 2x, last 8/16-17
Most runs allowed, inning	7, 5x, last 8/31 at LAA (8th inn.)		

Individual Pitching

Most inn. pitched, starter	9.0, Sale, 6/5 at KC	Most consec. scoreless inn., starter	20.1, Rodriguez, 8/12-28
Fewest inn. pitched, starter	0.1, 2x, last Porcello, 6/29 vs. NYY	Most consec. scoreless inn., reliever ...	12.2, Taylor, 8/3-8/28
Most inn. pitched, reliever	4.0, 6x, last Johnson, 8/31 at LAA	Most runs allowed	9, Porcello, 3/31 at SEA
Most strikeouts, starter	17, Sale, 5/14 vs. COL	Most earned runs allowed	8, 2x, last Sale, 8/3 at NYY (G1)
Most strikeouts, reliever	5, 5x, last Hernandez, 8/30 at LAA	Most hits allowed	11, 2x, last Rodriguez, 9/24 at TEX
Most walks allowed	6, Rodriguez, 8/2 at NYY	Fewest hits allowed, CG	3, Sale, 6/5 at KC
Longest winning streak	10, Workman, 4/19-present	Most home runs allowed	3, 8x, last Chacin, 9/28 vs. BAL
Longest losing streak	5, Sale, 3/28-4/28	Most pitches thrown	117, Rodriguez, 9/9 vs. NYY

Miscellaneous Team

Longest winning streak	6, 6/12-6/17	Smallest crowd, Fenway Park	30,015, 4/23 vs. DET (G1)
Longest losing streak	8, 7/28-8/4	Largest crowd, road	48,338, 4/5 at ARI
Most games over .500	12, 7/27 vs. NYY (59-47)	Smallest crowd, road	8,779, 9/23 at TB
Most games under .500	7, 4/17 at NYY (6-13)	Largest winning margin	16, 7/25 vs. NYY (19-3)
Longest game, innings	17, 6/18 at MIN	Largest losing margin	9, 2x, last 7/19 at BAL (2-11)
Longest game, time (9 inn.)	4:42, 6/29 vs. NYY	Largest deficit overcome to win	6, 8/18 vs. BAL (down 0-6, won 13-7)
Longest game, time (extra inn.)	5:54, 9/17 vs. SF (15 inn.)	Largest lead relinquished to lose	6, 6/22 vs. TOR (led 6-0, lost 8-7)
Shortest game, time	2:16, 8/8 vs. LAA	Most errors committed	3, 4x, last 9/8 vs. NYY
Largest crowd, Fenway Park	37,712, 8/20 vs. PHI		

The Last Time The Sox

Threw a no-hitter	Jon Lester, 5/19/08 vs. KC (W, 7-0)
Were no-hit by opponent	Sean Manaea, 4/21/18 at OAK (L, 0-3)
Position player pitched	Eduardo Núñez, 4/5/19 vs. ARI
Pitcher played another defensive position	Javier Lopez (RF), 4/30/09 at TB
Pitcher hit a home run	Josh Beckett, 6/14/09 at PHI off J.A. Happ
Straight steal of home	Jacoby Ellsbury, 4/26/09 vs. NYY
Steal of home on double steal	Travis Shaw, 4/21/16 vs. TB
Hit for the cycle	Mookie Betts, 8/9/18 at TOR
Homered from both sides of the plate	Victor Martinez, 5/17/10 at NYY
Pinch-hit grand slam	Mike Carp, 9/11/13 at TB
Turned a triple play	8/15/17 vs. STL (4th inning): 3B Rafael Devers to 2B Eduardo Núñez to 1B Mitch Moreland
Hit into a triple play	5/2/17 vs. BAL (8th inning, Jackie Bradley Jr.)

2019 Transactions

- 3/12 INF Michael Chavis, LHP Josh Taylor, and RHPs Travis Lakins and Chandler Shepherd optioned to Triple-A Pawtucket... RHP Denyi Reyes optioned to Double-A Portland...C Austin Rei, OF Rusney Castillo, INF Tony Renda, 1B Josh Ockimey, and RHPs Mike Shawaryn and Carson Smith reassigned to minor league camp.
- 3/18 C Óscar Hernández, RHP Ryan Weber, RHP Zach Putnam, RHP Erasmo Ramírez, RHP Josh Smith, RHP Domingo Tapia, INF C.J. Chatham, INF Bobby Dalbec, INF Chad De La Guerra, OF Bryce Brentz, OF Tate Matheny, and OF Cole Sturgeon reassigned to minor league camp.
- 3/23 Red Sox and LHP Chris Sale agree on 5-year contract extension...LHP Bobby Poyner, RHP Marcus Walden, and INF Tzu-Wei Lin optioned to Triple-A Pawtucket...LHP Darwinzon Hernandez optioned to Double-A Portland...C Juan Centeno and OF Gorkys Hernández reassigned to minor league camp.
- 3/28 INF Marco Hernández placed on the 10-day IL...1B/OF Steve Pearce placed on 10-day IL (retro to 3/25)...2B Dustin Pedroia placed on 10-day IL.
- 4/1 Red Sox and SS Xander Bogaerts agree on 6-year contract extension.
- 4/4 1B/OF Steve Pearce reinstated from 10-day IL...1B/OF Sam Travis optioned to Triple-A Pawtucket.
- 4/7 INF/OF Brock Holt and LHP Brian Johnson placed on 10-day IL (4/6)...INF/OF Tzu-Wei Lin and RHP Marcus Walden recalled from Triple-A Pawtucket.
- 4/9 2B Dustin Pedroia reinstated from 10-day IL...INF/OF Tzu-Wei Lin optioned to Triple-A Pawtucket.
- 4/15 RHP Marcus Walden optioned to Triple-A Pawtucket.
- 4/16 C Sandy León and RHP Erasmo Ramirez selected to the active roster from Triple-A Pawtucket...C/UTIL Blake Swihart designated for assignment.
- 4/19 2B Dustin Pedroia placed on 10-day IL (retro to 4/18)...INF Eduardo Núñez placed on 10-day IL (retro to 4/18)...RHP Erasmo Ramirez designated for assignment...INF Tzu-Wei Lin, INF Michael Chavis, and RHP Marcus Walden recalled from Triple-A Pawtucket...C/UTIL Blake Swihart traded to the Arizona Diamondbacks with international amateur signing bonus pool space in exchange for minor league OF Marcus Wilson.
- 4/20 RHP Nathan Eovaldi placed on 10-day IL (retro to 4/18)...LHP Bobby Poyner recalled from Triple-A Pawtucket.
- 4/23 LHP Darwinzon Hernandez recalled from Double-A Portland as club's 26th man prior to Game 2 of day-night doubleheader...RHP Travis Lakins recalled from Triple-A Pawtucket prior to Game 2...LHP Bobby Poyner optioned to Triple-A Pawtucket prior to Game 2...Hernández returned to Double-A Portland following Game 2.
- 4/24 INF Marco Hernández reinstated from 10-day IL and optioned to High-A Salem as a post-game assignment.
- 4/26 RHP Josh Smith selected from Triple-A Pawtucket...RHP Travis Lakins optioned to Pawtucket.
- 5/4 INF Eduardo Núñez reinstated from 10-day IL...INF Tzu-Wei Lin placed on 10-day IL.
- 5/6 LHP David Price placed on 10-day IL (retro to 5/3)...RHP Ryan Weber selected to ML roster from Triple-A Pawtucket.
- 5/17 C Sandy León placed on paternity leave list...C Óscar Hernández selected to ML roster from Triple-A Pawtucket...RHP Chandler Shepherd designated for assignment.
- 5/20 LHP David Price reinstated from 10-day IL...C Sandy León reinstated from paternity leave list...C Óscar Hernández and RHP Josh Smith optioned to Triple-A Pawtucket (5/19)
- 5/23 RHP Tyler Thornburg placed on 10-day IL...RHP Travis Lakins recalled from Triple-A Pawtucket.
- 5/26 LHP Darwinzon Hernandez recalled from Double-A Portland...RHP Colten Brewer optioned to Triple-A Pawtucket (5/25).
- 5/27 2B Dustin Pedroia transferred to 60-day IL...INF/OF Brock Holt reinstated from 10-day IL...LHP Darwinzon Hernandez optioned to Double-A Portland.
- 5/29 1B Mitch Moreland placed on 10-day IL (retro to 5/26)...RHP Travis Lakins optioned to Triple-A Pawtucket (5/28)...RHP Colten Brewer and LHP Josh Taylor recalled from Pawtucket.
- 5/30 RHP Hector Velázquez placed on 10-day IL...RHP Mike Shawaryn selected from Triple-A Pawtucket.
- 6/1 1B/OF Steve Pearce placed on 10-day IL...1B/OF Sam Travis recalled from Triple-A Pawtucket.
- 6/7 1B Mitch Moreland reinstated from 10-day IL...RHP Ryan Weber optioned to Triple-A Pawtucket.
- 6/8 1B Mitch Moreland placed on 10-day IL...INF Marco Hernández recalled from Triple-A Pawtucket...RHP Josh Smith recalled from Pawtucket as club's 26th man for day-night doubleheader...Smith returned to Pawtucket following Game 2.
- 6/10 LHP Bobby Poyner recalled from Triple-A Pawtucket...LHP Josh Taylor optioned to Pawtucket.
- 6/11 RHP Ryan Brasier placed on bereavement/family medical emergency list...LHP Darwinzon Hernandez recalled from Double-A Portland.
- 6/12 RHPs Travis Lakins and Josh Smith recalled from Triple-A Pawtucket...LHP Bobby Poyner optioned to Pawtucket (6/11)...LHP Darwinzon Hernandez optioned to Double-A Portland (6/11).
- 6/14 LHP Brian Johnson reinstated from 10-day IL...1B/OF Sam Travis optioned to Triple-A Pawtucket...RHP Heath Hembree placed on 10-day IL (retro to 6/11)...LHP Josh Taylor recalled from Pawtucket.
- 6/17 RHP Hector Velázquez reinstated from 10-day IL...RHP Ryan Brasier reinstated from bereavement/family medical emergency list...RHPs Travis Lakins and Josh Smith optioned to Triple-A Pawtucket.
- 6/19 RHP Hector Velázquez placed on 10-day IL...RHP Josh Smith recalled from Triple-A Pawtucket.
- 6/25 RHP Steven Wright reinstated from restricted list...RHP Nathan Eovaldi transferred to 60-day IL...RHP Josh Smith optioned to Triple-A Pawtucket (6/24).
- 6/29 LHP Brian Johnson placed on 10-day IL (retro to 6/27)...RHP Hector Velázquez reinstated from 10-day IL...1B/OF Sam Travis appointed as 26th man for London Series.
- 7/1 RHP Mike Shawaryn optioned to Triple-A Pawtucket...1B/OF Sam Travis returned to Pawtucket...INF Tzu-Wei Lin reinstated from IL and optioned to Pawtucket.
- 7/2 RHP Trevor Kelley selected from Triple-A Pawtucket...C Óscar Hernández designated for assignment.
- 7/4 RHP Heath Hembree reinstated from 10-day IL...RHP Trevor Kelley optioned to Triple-A Pawtucket (7/3).
- 7/10 RHP Tyler Thornburg released.
- 7/13 RHP Andrew Cashner acquired along with cash considerations from BAL in exchange for minor league INF Noelberth Romero and minor league OF Elio Prado.

2019 Transactions, Continued

- 7/14 RHP Andrew Cashner added to active roster...RHP Steven Wright placed on 10-day IL.
- 7/15 RHP Ryan Weber and 1B/OF Sam Travis recalled from Triple-A Pawtucket...RHP Hector Velázquez optioned to Pawtucket (7/14)...INF Eduardo Núñez designated for assignment.
- 7/16 LHP Darwinzon Hernandez recalled from Triple-A Pawtucket...RHP Ryan Brasier optioned to Pawtucket.
- 7/20 RHP Nathan Eovaldi reinstated from 60-day IL...RHP Ryan Weber optioned to Triple-A Pawtucket (7/19)...INF Eduardo Núñez released from the ML roster.
- 7/23 1B Mitch Moreland reinstated from 10-day IL...INF Marco Hernández optioned to Triple-A Pawtucket.
- 8/2 RHP Heath Hembree placed on 10-day IL...RHP Josh Smith recalled from Triple-A Pawtucket...LHP David Price placed on paternity leave list...INF Marco Hernández recalled from Pawtucket.
- 8/3 LHP Brian Johnson reinstated from 10-day IL as club's 26th man for day-night doubleheader.
- 8/4 LHP David Price reinstated from paternity leave list...RHP Ryan Weber recalled from Triple-A Pawtucket...RHPs Josh Smith and Colten Brewer and INF Marco Hernández optioned to Pawtucket (8/3).
- 8/8 LHP David Price placed on 10-day IL (retro to 8/5)...RHP Hector Velázquez recalled from Triple-A Pawtucket.
- 8/11 INF Chris Owings selected from Triple-A Pawtucket...RHP Hector Velázquez optioned to Pawtucket (8/10)...1B/OF Steve Pearce transferred to 60-day IL.
- 8/12 INF Michael Chavis placed on 10-day IL...RHP Ryan Weber optioned to Triple-A Pawtucket (8/11)...RHP Travis Lakins and INF Marco Hernández recalled from Pawtucket.
- 8/17 LHP Chris Sale placed on 10-day IL...RHP Ryan Brasier recalled from Triple-A Pawtucket.
- 8/20 RHP Josh Smith recalled from Triple-A Pawtucket...RHP Travis Lakins optioned to Pawtucket.
- 9/1 LHP David Price reinstated from 10-day IL...RHP Jhoulys Chacin, C Juan Centeno, and OF Gorkys Hernández selected from Triple-A Pawtucket...RHPs Travis Lakins, Hector Velázquez, and Ryan Weber recalled from Pawtucket...LHP Chris Sale and RHP Steven Wright transferred to 60-day IL...1B Joey Curletta outrighted off the 40-man roster.
- 9/4 LHP Bobby Poyner and RHPs Colten Brewer, Trevor Kelley, and Mike Shawarzyn recalled from Triple-A Pawtucket.
- 9/23 RHP Heath Hembree reinstated from 10-day IL.
- 10/31 LHP Josh Osich claimed off waivers from CWS.
- 11/4 2B Dustin Pedroia and LHP Chris Sale reinstated from 60-day IL...C Juan Centeno outrighted from major league roster.
- 11/20 INFs C.J. Chatham and Bobby Dalbec and LHP Kyle Hart added to major league roster from Triple-A Pawtucket...OF Marcus Wilson added to major league roster from Double-A Portland...LHP Yoan Aybar added to major league roster from High-A Salem.
- 12/2 C Sandy León traded to CLE in exchange for minor league RHP Adenys Bautista.
- 12/4 INF Marco Hernández and LHP Josh Osich signed as major league free agents.
- 12/12 INF Jonathan Arauz selected in major league phase of Rule 5 Draft...RHPs Raynel Espinal and Jose Espada selected in Triple-A phase of Rule 5 Draft.
- 12/13 INF José Peraza signed as a major league free agent.
- 12/19 LHP Martín Pérez signed as a major league free agent.
- 12/20 RHP Chris Mazza claimed off waivers from NYM.

2019 Injured List

Player	Injury	Placed on IL (Retro)	Reinstated	Games Missed
Marco Hernández	Left shoulder joint repair	3/28	4/24 (post)	25 (10-15)
Steve Pearce	Left calf strain	3/28 (3/25)	4/4	7 (2-5)
Dustin Pedroia	Left knee inflammation	3/28	4/9	11 (3-8)
Brock Holt	Right eye scratched cornea	4/6	5/27	44 (26-18)
Brian Johnson	Left elbow inflammation	4/6	6/14	61 (34-27)
Dustin Pedroia	Left knee irritation	4/19 (4/18) (60-day on 5/27)	-	143 (78-65)
Eduardo Núñez	Mid-back strain	4/19 (4/18)	5/4	14 (9-5)
Nathan Eovaldi	Loose body in right elbow	4/20 (4/18) (60-day on 6/25)	7/20	78 (47-31)
Tzu-Wei Lin	Left knee sprain	5/4	7/1	51 (29-22)
David Price	Left elbow tendinitis	5/6 (5/3)	5/20	14 (10-4)
Tyler Thornburg	Right hip impingement	5/23	7/10	41 (23-18)
Mitch Moreland	Low back strain	5/29 (5/26)	6/7	11 (6-5)
Hector Velázquez	Low back strain	5/30	6/17	17 (10-7)
Steve Pearce	Low back strain	6/1 (60-day on 8/11)	-	105 (55-50)
Mitch Moreland	Right quad strain	6/8	7/23	38 (22-16)
Heath Hembree	Right elbow extensor strain	6/14 (6/11)	7/4	19 (11-8)
Hector Velázquez	Low back strain	6/19	6/29	7 (4-3)
Brian Johnson	Non-baseball related medical matter	6/29 (6/27)	8/3	29 (15-14)
Steven Wright	Right great toe contusion	7/14 (60-day on 9/1)	-	70 (34-36)
Heath Hembree	Right lateral elbow inflammation	8/2	9/23	45 (22-23)
David Price	Left wrist injury	8/8 (8/5)	9/1	22 (14-8)
Michael Chavis	AC joint sprain in left shoulder	8/12	-	41 (21-20)
Chris Sale	Left elbow inflammation	8/17 (8/14) (60-day on 9/1)	-	39 (20-19)
2019 Totals	16 Players	23 IL stints		932



OPPONENTS

The Red Sox and Orioles will square off in the MLB Little League Classic on August 23, 2020.



BALTIMORE ORIOLES

Oriole Park at Camden Yards
333 West Camden Street, Baltimore, MD 21201 | 410-685-9800

Director, Public Relations Kristen Hudak
Senior Manager, Baseball Communications Jim Misudek

Series Facts (1954-2019)

All-Time Record vs. Baltimore 591-499 (297-246 home, 294-253 road)
All-Time Record at Camden Yards 144-95
All-Time Record at Fenway Park 297-246
Longest Red Sox Winning Streak 13 (9/3/2005-5/16/2006)
Longest Orioles Winning Streak 8 (4/27-5/30/1960)
Most consecutive series won by Red Sox 12 (5/30/2008-4/25/2010)
Most consecutive series won by Orioles 6 (4/27/1960-8/21/1960)

Series Highs Since 1954 (Most Recent Occurrence)

Boston (in Boston)
Runs 19 (9/26/18)
Hits 22 (9/26/18)

Boston (in Baltimore)
Runs 19 (8/10/2018)
Hits 23 (2x, last: 8/2/2009)

Orioles (in Boston)
Runs 17 (9/27/1960)
Hits 21 (3x, last: 8/25/2017)

Orioles (in Baltimore)
Runs 18 (4/26/2015)
Hits 20 (2x, last: 4/26/2015)



CHICAGO WHITE SOX

Guaranteed Rate Field
333 West 35th Street, Chicago, IL 60616 | 312-674-1000

Senior Director of Media Relations Bob Beghtol
Assistant Director of Media Relations Ray Garcia

Series Facts (1901-2019)

All-Time Record vs. Chicago 990-945-11 (568-400-7 home, 422-545-4 road)
All-Time Record at Guaranteed Rate Field 64-57
All-Time Record at Fenway Park 496-347-3
Longest Red Sox Winning Streak 12 (8/5/1921-5/15/1922)
Longest White Sox Winning Streak 10 (2x, last: 8/2/1906-5/18/1907)
Most consecutive series won by Red Sox 7 (6/6/1941-5/14/1942)
Most consecutive series won by White Sox 17 (8/20/1963-7/3/1966)

Series Highs Since 1901 (Most Recent Occurrence)

Boston (in Boston)
Runs... 19 (2x, last: 5/13/1947)
Hits 23 (6/5/1929)

Boston (in Chicago)
Runs 21 (8/30/1970)
Hits 22 (2x, last: 8/30/1970)

White Sox (in Boston)
Runs 22 (5/31/1970)
Hits 25 (8/15/1922)

White Sox (in Chicago)
Runs 21 (6/26/1960)
Hits 22 (6/26/1960)



CLEVELAND INDIANS

Progressive Field
2401 Ontario Street, Cleveland, OH 44115 | 216-420-4487

Director, Baseball Information and Player Relations Bart Swain
Director, Communications and Player Relations Court Berry-Tripp

Series Facts (1901-2019)

All-Time Record vs. Cleveland 987-1,046-8 (535-484-5 home, 452-562-3 road)
All-Time Record at Progressive Field 53-54
All-Time Record at Fenway Park 470-428-4
Longest Red Sox Winning Streak 11 (2, last 9/7/1985-8/22/1986)
Longest Indians Winning Streak 11 (4/12-6/25/1996)
Most consecutive series won by Red Sox 7 (6/28/1983-9/2/1984)
Most consecutive series won by Indians 9 (4/29/1954-5/2/1955)

Series Highs Since 1901 (Most Recent Occurrence)

Boston (in Boston)
Runs 18 (5/15/1930)
Hits 23 (3x, last: 5/5/1930)

Boston (in Cleveland)
Runs 24 (8/21/1986)
Hits 24 (8/21/1986)

Indians (in Boston)
Runs... 19 (2x, last: 4/10/1977)
Hits 24 (7/28/1925)

Indians (in Cleveland)
Runs 27 (7/7/1923)
Hits 25 (6/5/1930)



DETROIT TIGERS

Comerica Park
2100 Woodward Avenue, Detroit, MI 48201 | 313-471-2000

Vice President, Communications Ron Colangelo
Director, Communications Chad Crunk

Series Facts (1901-2019)

All-Time Record vs. Detroit 1,045-977-13 (570-443-6 home, 475-534-7 road)
All-Time Record at Comerica Park 41-34
All-Time Record at Fenway Park 509-380-4
Longest Red Sox Winning Streak 11 (8/25/1989-4/11/1990)
Longest Tigers Winning Streak 10 (2, last 8/16/1927-5/6/1928)
Most consecutive series won by Red Sox 9 (8/28/1951-8/27/1952)
Most consecutive series won by Tigers 9 (9/13/1921-6/16/1923)

Series Highs Since 1901 (Most Recent Occurrence)

Boston (in Boston)
Runs 23 (6/18/1953)
Hits 27 (6/18/1953)

Boston (in Detroit)
Runs... 18 (2x, last: 8/2/1956)
Hits 22 (8/28/1947)

Tigers (in Boston)
Runs 20 (7/7/1928)
Hits 22 (6/13/1934)

Tigers (in Detroit)
Runs... 17 (3x, last: 7/28/1990)
Hits 22 (5/9/1927)



HOUSTON ASTROS

Minute Maid Park
501 Crawford Street, Houston, TX 77002 | 713-259-8000

Vice President, Communications Gene Dias
Senior Manager, Communications Steve Grande

Series Facts (1962-2019)

All-Time Record vs. Houston 32-24 (17-11 home, 15-13 road)
All-Time Record at Minute Maid Park 15-13
All-Time Record at Fenway Park 17-11
Longest Red Sox Winning Streak 7 (7/1/2011-4/28/2013)
Longest Astros Winning Streak 3 (2, last 10/1/2017-6/1/2018)
Most consecutive series won by Red Sox 4 (7/1/2011-7/13/2014)
Most consecutive series won by Astros 3 (9/7/18-present)



KANSAS CITY ROYALS

Kauffman Stadium
One Royal Way, Kansas City, MO 64141 | 816-921-8000

Vice President, Communications and Broadcasting Mike Swanson
Assistant Director, Communications Mike Cummings

Series Facts (1969-2019)

All-Time Record vs. Kansas City 245-237 (134-108 home, 111-129 road)
All-Time Record at Kauffman Stadium 101-115
All-Time Record at Fenway Park 134-108
Longest Red Sox Winning Streak 8 (5/2/18-8/5/2019)
Longest Royals Winning Streak 12 (8/23/1970-8/25/1971)
Most consecutive series won by Red Sox 6 (2, last 4/19/2002-8/4/2005)
Most consecutive series won by Royals 8 (8/12/1970-6/15/1972)



LOS ANGELES ANGELS

Angel Stadium
2000 Gene Autry Way, Anaheim, CA 92806 | 714-940-2000

Director, Communications Adam Chodzko
Manager, Communications Matt Birch, Grace McNamee

Series Facts (1961-2019)

All-Time Record vs. Los Angeles 350-309-1 (195-138-1 home, 155-171 road)
All-Time Record at Angel Stadium 139-142
All-Time Record at Fenway Park 195-138-1
Longest Red Sox Winning Streak 10 (7/19/1993-7/4/1994)
Longest Angels Winning Streak 9 (2, last 5/4/2011-6/8/2013)
Most consecutive series won by Red Sox 5 (9/15/2009-4/24/2011)
Most consecutive series won by Angels 4 (8/25/1961-6/28/1962)



MINNESOTA TWINS

Target Field
1 Twins Way, Minneapolis, MN 55403 | 612-659-3400

Senior Director, Communications Dustin Morse
Senior Manager, Communications Mitch Hestad

Series Facts (Since 1961)

All-Time Record vs. Minnesota 316-314 (183-134 home, 133-180 road)
All-Time Record at Target Field 17-13
All-Time Record at Fenway Park 183-134
Longest Red Sox Winning Streak 10 (8/27/1977-7/17/1978)
Longest Twins Winning Streak 17 (6/2/1965-5/7/1966)
Most consecutive series won by Red Sox 6 (5/30/1975-6/14/1976)
Most consecutive series won by Twins 6 (5/25-9/12/1965)

Series Highs Since 1962 (Most Recent Occurrence)

Boston (in Boston)
Runs 11 (5/12/2016)
Hits 17 (4/26/2013)

Boston (in Houston)
Runs 15 (8/6/2013)
Hits 16 (2x, last: 4/24/2016)

Astros (in Boston)
Runs 12 (2x, last: 9/28/2017)
Hits 17 (2x, last: 9/28/2017)

Astros (in Houston)
Runs 11 (6/28/2008)
Hits 14 (2x, last: 6/18/2017)

Series Highs Since 1969 (Most Recent Occurrence)

Boston (in Boston)
Runs 17 (5/28/1977)
Hits 21 (8/14/1985)

Boston (in Kansas City)
Runs 22 (4/12/1994)
Hits 20 (2x, last: 5/8/1998)

Royals (in Boston)
Runs 13 (5x, last: 6/1/2000)
Hits 20 (5/28/2010)

Royals (in Kansas City)
Runs 13 (4x, last: 8/2/1987)
Hits 20 (8/2/1987)

Series Highs Since 1961 (Most Recent Occurrence)

Boston (in Boston)
Runs 17 (2x, last: 5/3/2010)
Hits 20 (5/3/2010)

Boston (in Anaheim)
Runs 16 (7/21/1984)
Hits 20 (7/21/1984)

Angels (in Boston)
Runs 21 (7/2/2016)
Hits 26 (6/20/1980)

Angels (in Anaheim)
Runs 13 (3x, last: 8/18/2005)
Hits 19 (9/22/1965)

Series Highs Since 1961 (Most Recent Occurrence)

Boston (in Boston)
Runs 18 (7/9/2008)
Hits 23 (7/9/2008)

Boston (in Minnesota)
Runs 17 (5/7/2017)
Hits 18 (3x, last: 4/24/2012)

Twins (in Boston)
Runs 17 (5/25/1965)
Hits 24 (5/25/1977)

Twins (in Minnesota)
Runs 21 (5/20/1994)
Hits 22 (5/20/1994)



NEW YORK YANKEES

Yankee Stadium
One East 161st Street, Bronx, NY 10451 | 718-293-4300

Vice President, Communications & Media Relations..... Jason Zillo
Director, Communications & Media Relations..... Michael Margolis

Series Facts (Since 1903)

All-Time Record vs. New York..... 996-1,203-14 (548-555-7 home, 448-648-7 road)
All-Time Record at Current Yankee Stadium..... 45-58
All-Time Record at Fenway Park..... 498-494-4
Longest Red Sox Winning Streak..... 17 (10/03/1911-7/1/1912)
Longest Yankees Winning Streak..... 12 (2, last 8/16/1952-4/23/1953)
Most consecutive series won by Red Sox..... 7 (10/3/1911-9/26/1912)
Most consecutive series won by Yankees..... 21 (9/28/1930-6/6/1933)

Series Highs Since 1903 (Most Recent Occurrence)

Boston (in Boston)
Runs..... 19 (7/25/2019)
Hits..... 23 (7/25/2019)

Boston (in New York)
Runs..... 17 (5/28/2005)
Hits..... 27 (5/28/2005)

Yankees (in Boston)
Runs..... 24 (9/28/1923)
Hits..... 30 (9/28/1923)

Yankees (in New York)
Runs..... 19 (8/13/1940)
Hits..... 22 (5/22/1928)



OAKLAND ATHLETICS

Oakland Coliseum
7000 Coliseum Way, Oakland, CA 94621 | 510-638-4900

Director, Baseball Communications..... Fernando Alcalá
Manager, Baseball Information..... Mike Selleck

Series Facts (Since 1968)

All-Time Record vs. Oakland..... 300-247 (176-96 home, 124-151 road)
All-Time Record at Oakland Coliseum..... 123-150
All-Time Record at Fenway Park..... 176-96
Longest Red Sox Winning Streak..... 11 (7/10/1993-4/28/1994)
Longest Athletics Winning Streak..... 8 (5/1-9/2/2012)
Most consecutive series won by Red Sox..... 7 (4/14/1997-8/27/1998)
Most consecutive series won by Athletics..... 4 (2, last 7/2/1987-5/29/1988)

Series Highs Since 1968 (Most Recent Occurrence)

Boston (in Boston)
Runs... 16 (2x, last: 5/20/1996)
Hits..... 21 (5/20/1996)

Boston (in Oakland)
Runs..... 16 (9/2/2016)
Hits..... 19 (2x, last: 5/8/2002)

Athletics (in Boston)
Runs..... 21 (6/14/1969)
Hits..... 25 (6/14/1969)

Athletics (in Oakland)
Runs..... 20 (8/31/2012)
Hits..... 19 (2x, last: 8/31/2012)



SEATTLE MARINERS

T-Mobile Park
1250 First Avenue S., Seattle, WA 98134 | 206-346-4000

Vice President, Communications..... Tim Hevly
Senior Manager, Baseball Information..... Kelly Munro

Series Facts (1977-2019)

All-Time Record vs. Seattle..... 246-183 (130-78 home, 116-105 road)
All-Time Record at T-Mobile Park..... 43-52
All-Time Record at Fenway Park..... 130-78
Longest Red Sox Winning Streak..... 15 (5/4/1977-6/17/1978)
Longest Mariners Winning Streak..... 5 (7/22/2006-8/27/2006)
Most consecutive series won by Red Sox..... 6 (5/3/1977-6/18/1978)
Most consecutive series won by Mariners..... 5 (5/29/1992-5/4/1993)

Series Highs Since 1977 (Most Recent Occurrence)

Boston (in Boston)
Runs..... 22 (8/15/2015)
Hits..... 26 (8/15/2015)

Boston (in Seattle)
Runs..... 14 (7/21/1983)
Hits..... 18 (2x, last: 9/1/1991)

Mariners (in Boston)
Runs... 13 (2x, last: 5/21/1996)
Hits..... 24 (9/3/1981)

Mariners (in Seattle)
Runs... 15 (2x, last: 5/24/1995)
Hits..... 18 (2x, last: 7/20/2004)

RAYS TAMPA BAY RAYS

Tropicana Field
One Tropicana Drive, St. Petersburg, FL 33705 | 727-825-3137

Vice President, Communications..... Dave Haller
Director, Communications..... Ryan Sheets

Series Facts (1998-2019)

All-Time Record vs. Tampa Bay..... 221-171 (118-77 in Boston, 103-94 in Tampa Bay)
All-Time Record at Tropicana Field..... 103-94
All-Time Record at Fenway Park..... 118-77
Longest Red Sox Winning Streak..... 11 (4/6-6/26/2001)
Longest Rays Winning Streak..... 6 (2, last 7/24-9/21/19)
Most consecutive series won by Red Sox..... 7 (4/28/2004-4/17/2005)
Most consecutive series won by Rays..... 5 (9/17/2008-5/3/2009)

Series Highs Since 1998 (Most Recent Occurrence)

Boston (in Boston)
Runs..... 22 (7/23/2002)
Hits..... 21 (7/5/2007)

Boston (in Tampa Bay)
Runs..... 15 (9/20/2005)
Hits..... 21 (2x, last: 9/15/2017)

Rays (in Boston)
Runs..... 16 (4/11/2011)
Hits..... 21 (7/24/2003)

Rays (in Tampa Bay)
Runs..... 13 (3, 6/27/16)
Hits..... 19 (4/1/2003)



TEXAS RANGERS

Globe Life Field
734 Stadium Drive, Arlington, TX 76011 | 817-273-5222

Executive Vice President, Communications John Blake
Senior Director, Communications Rich Rice

Series Facts (Since 1972)

All-Time Record vs. Texas 245-230 (144-93 home, 101-137 road)
All-Time Record at Globe Life Field 0-0
All-Time Record at Fenway Park 144-93
Longest Red Sox Winning Streak 9 (7/2/2007-9/5/2008)
Longest Rangers Winning Streak 9 (2, last 4/28/1978-5/30/1979)
Most consecutive series won by Red Sox 6 (7/9/2004-4/5/2006)
Most consecutive series won by Rangers 5 (2, 8/24/1993-7/16/1995)

Series Highs Since 1972 (Most Recent Occurrence)

Boston (in Boston)
Runs 19 (8/12/2008)
Hits 21 (2x, last: 7/4/2016)

Boston (in Texas)
Runs 17 (8/5/1997)
Hits 24 (8/5/1997)

Rangers (in Boston)
Runs 18 (4/17/2012)
Hits 22 (6/11/2006)

Rangers (in Texas)
Runs 19 (8/1/2002)
Hits 20 (8/1/2002)



TORONTO BLUE JAYS

Rogers Centre
1 Blue Jays Way, Ste. 3200, Toronto, ON M5V 1J1, Canada | 416-341-1000

Director, Baseball Media Richard Griffin
Coordinator, Baseball Media Adam Felton

Series Facts (1977-2019)

All-Time Record vs. Toronto 364-290 (178-149 home, 186-141 road)
All-Time Record at Rogers Centre 142-108
All-Time Record at Fenway Park 178-149
Longest Red Sox Winning Streak 11 (4/16-7/11/2002)
Longest Blue Jays Winning Streak 8 (8/11/1987-6/11/1988)
Most consecutive series won by Red Sox 6 (2, 4/24/2018-9/13/18)
Most consecutive series won by Blue Jays 7 (7/27/1987-6/4/1989)

Series Highs Since 1977 (Most Recent Occurrence)

Boston (in Boston)
Runs 18 (9/13/2011)
Hits 22 (10/4/1980)

Boston (in Toronto)
Runs... 16 (2x, last: 6/11/2011)
Hits 21 (2x, last: 7/2/2017)

Blue Jays (in Boston)
Runs 16 (8/20/2010)
Hits 22 (2x, last: 8/17/2008)

Blue Jays (in Toronto)
Runs... 13 (2x, last: 9/24/2006)
Hits 19 (2x, last: 6/1/2003)

OPPONENTS LAST TIME (Regular Season)

Batting

Stole home Devon Travis, 9/11/18 vs. TOR (6th-inning double steal off N. Eovaldi)
Hit an inside-the-park grand slam Junior Felix, 6/2/89 vs. TOR
Hit an extra-inning grand slam Jason Kubel, 6/13/06 at MIN (12th inning off J. Tavarez)
Hit a game-ending grand slam Mark Teixeira, 9/28/16 at NYY (9th inning off J. Kelly)
Hit 3 HR Aaron Hicks, 7/1/2018 at NYY (3)
Hit 4 HR N/A

Pitching

Threw a complete game Sean Manaea, 4/21/18 at OAK
Threw a shutout Sean Manaea, 4/21/18 at OAK
Threw a no-hitter Sean Manaea, 4/21/18 at OAK
Threw a perfect game Walter Johnson, 7/1/20 vs. WSH
Recorded 15+ strikeouts Mike Mussina, 9/24/00 vs. BAL (15)
Recorded 20+ strikeouts N/A
Threw an immaculate inning Justin Masterson, 6/2/14 at CLE (4th inning)



ATLANTA BRAVES

SunTrust Park
755 Battery Avenue SE, Atlanta, GA 30339 | 404-522-7630

Vice President, Communications..... Beth Marshall
Director, Baseball Communications..... Jonathan Kerber

Series Facts

All-Time Record vs. Atlanta 40-32 (17-19 home, 23-13 road)
All-Time Record at SunTrust Park 3-0
All-Time Record at Fenway Park 17-19
Longest Red Sox Winning Streak 6 (6/23/2012-5/29/2014)
Longest Braves Winning Streak 4 (3, last 6/28/2002-7/2/2004)
Most consecutive series won by Red Sox 8 (5/20/2005-5/29/2014)
Most consecutive series won by Braves 4 (2, last 7/6/2001-7/4/2004)

Series Highs	
(Most Recent Occurrence)	
Boston (in Boston)	
Runs.....	13 (5/19/2007-G1)
Hits.....	18 (2x, last: 6/16/2015)
Boston (in Atlanta)	
Runs...11 (2x, last: 4/26/2016)	
Hits.....	15 (6/20/2007)
Braves (in Boston)	
Runs.....	10 (7/4/2004)
Hits....	15 (2x, last: 6/18/2007)
Braves (in Atlanta)	
Runs.....	15 (8/30/1997)
Hits.....	19 (8/30/1997)



CHICAGO CUBS

Wrigley Field
1060 West Addison Street, Chicago, IL 60613 | 773-404-2827

Director, Media Relations Peter Chase
Assistant Director, Media Relations..... Jason Carr

Series Facts

All-Time Record vs. Chicago 7-8 (4-5 home, 3-3 road)
All-Time Record at Wrigley Field..... 3-3
All-Time Record at Fenway Park 4-5
Longest Red Sox Winning Streak..... 2 (2, last 6/16-17/2012)
Longest Cubs Winning Streak..... 3 (6/30-7/2/2014)
Most consecutive series won by Red Sox 2 (5/20/2011-6/17/2012)
Most consecutive series won by Cubs..... 1 (2, last 6/30-7/2/2014)

Series Highs	
(Most Recent Occurrence)	
Boston (in Boston)	
Runs.....	15 (5/20/2011)
Hits.....	19 (5/20/2011)
Boston (in Chicago)	
Runs.....	8 (6/12/2005)
Hits.....	17 (6/12/2005)
Cubs (in Boston)	
Runs.....	16 (7/2/2014)
Hits.....	19 (7/2/2014)
Cubs (in Chicago)	
Runs.....	14 (6/10/2005)
Hits.....	20 (6/10/2005)



CINCINNATI REDS

Great American Ball Park
100 Joe Nuxhall Way, Cincinnati, OH 45202 | 513-765-7000

Vice President, Media Relations..... Rob Butcher
Director, Media Relations Larry Herms, Jamie Ramsey

Series Facts

All-Time Record vs. Cincinnati 12-1 (5-0 home, 7-1 road)
All-Time Record at Great American Ball Park 7-1
All-Time Record at Fenway Park 5-0
Longest Red Sox Winning Streak..... 9 (6/14/2008-present)
Longest Reds Winning Streak..... 1 (6/13/2008)
Most consecutive series won by Red Sox 5 (6/13/2005-present)
Most consecutive series won by Reds..... N/A

Series Highs	
(Most Recent Occurrence)	
Boston (in Boston)	
Runs.....	10 (6/13/2005)
Hits.....	16 (6/13/2005)
Boston (in Cincinnati)	
Runs.....	9 (6/15/2008)
Hits.....	13 (6/14/2008)
Reds (in Boston)	
Runs.....	3 (3x, last: 5/7/2014)
Hits.....	10 (5/6/2014)
Reds (in Cincinnati)	
Runs.....	4 (4x, last: 9/24/2017)
Hits.....	10 (8/13/2014)



MILWAUKEE BREWERS

Miller Park
One Brewers Way, Milwaukee, WI 53214 | 414-902-4400

Senior Director, Media Relations Mike Vassallo
Senior Coordinator, Media Relations..... Matt Stein

Series Facts (Since 1970)

All-Time Record vs. Milwaukee 213-184 (116-84 home, 97-100 road)
All-Time Record at Miller Field 3-3
All-Time Record at Fenway Park 116-84
Longest Red Sox Winning Streak..... 10 (10/4/1987-7/31/1988)
Longest Brewers Winning Streak..... 6 (7/3-8/17/1983)
Most consecutive series won by Red Sox 5 (9/5/1997-6/19/2011)
Most consecutive series won by Brewers..... 5 (9/28/1981-9/30/1982)

Series Highs	
(Most Recent Occurrence)	
Boston (in Boston)	
Runs.....	15 (2x, last: 6/9/1984)
Hits.....	19 (6/9/1984)
Boston (in Milwaukee)	
Runs.....	20 (9/6/1975)
Hits.....	27 (8/5/1979-G2)
Brewers (in Boston)	
Runs.....	19 (5/31/1980)
Hits.....	22 (2x, last: 4/18/1983)
Brewers (in Milwaukee)	
Runs.....	18 (4/12/1980)
Hits.....	21 (7/23/1990)



PITTSBURGH PIRATES

PNC Park
115 Federal Street, Pittsburgh, PA 15212 | 412-323-5500

Director, Baseball Communications..... Jim Trdinich
Director, Media Relations..... Dan Hart

Series Facts

All-Time Record vs. Pittsburgh	8-7 (5-1 home, 3-6 road)
All-Time Record at PNC Park	3-6
All-Time Record at Fenway Park	5-1
Longest Red Sox Winning Streak	3 (4/3-13/2017)
Longest Pirates Winning Streak	3 (9/16-18/2014)
Most consecutive series won by Red Sox	2 (6/4/2003-6/19/2005)
Most consecutive series won by Pirates	2 (6/24/2011-9/18/2014)

Series Highs (Most Recent Occurrence)	
Boston (in Boston)	
Runs	8 (6/19/2005)
Hits	11 (6/17/2005)
Boston (in Pittsburgh)	
Runs	11 (6/4/2003-G1)
Hits	16 (6/4/2003-G1)
Pirates (in Boston)	
Runs	5 (6/17/2005)
Hits	10 (6/18/2005)
Pirates (in Pittsburgh)	
Runs	9 (9/17/2014)
Hits	15 (9/17/2014)



ST. LOUIS CARDINALS

Busch Stadium
700 Clark Street, St. Louis, MO 63102 | 314-345-9600

Director, Communications..... Brian Bartow
Manager, Baseball Communications..... Michael Whitty

Series Facts

All-Time Record vs. St. Louis	8-8 (4-4 home, 4-4 road)
All-Time Record at Current Busch Stadium	3-2
All-Time Record at Fenway Park	4-4
Longest Red Sox Winning Streak	4 (5/16/2017-present)
Longest Cardinals Winning Streak	3 (6/12/2003-6/7/2005)
Most consecutive series won by Red Sox	2 (5/16/2017-present)
Most consecutive series won by Cardinals	4 (6/10/2003-8/7/2014)

Series Highs (Most Recent Occurrence)	
Boston (in Boston)	
Runs	13 (6/11/2008)
Hits	19 (6/11/2003)
Boston (in St. Louis)	
Runs	6 (5/16/2017)
Hits	11 (5/17/2017)
Cardinals (in Boston)	
Runs	9 (2x, last: 6/21/2008)
Hits	16 (6/22/2008)
Cardinals (in St. Louis)	
Runs	9 (6/7/2005)
Hits	12 (5/17/2017)

ALL-TIME OPPONENT HOME RUN LEADERS AT FENWAY PARK (REG. SEASON)

PLAYER	HR	YEARS
Babe Ruth (L)	38	1920-1934
Mickey Mantle (S)	38	1951-1968
Harmon Killebrew	37	1954-1975
Al Kaline	30	1953-1974
Joe DiMaggio	29	1936-1951
Alex Rodriguez	29	1994-2016
Gus Zernial	28	1949-1959
Lou Gehrig (L)	27	1923-1939
Joe Gordon	27	1938-1943/1946-1950

ACTIVE OPPONENT HOME RUN LEADERS AT FENWAY PARK (REG. SEASON)

PLAYER	HR
Edwin Encarnación	20
Evan Longoria	17
Robinson Canó (L)	15
Adam Jones	13
Chris Davis (L)	11
Nelson Cruz	11
Justin Smoak (S)	10
Teoscar Hernández	9

ACTIVE OPPONENT LEADERS VS. RED SOX (REGULAR SEASON)

RANK/PLAYER	AVG*	RANK/PLAYER	HR	RANK/PLAYER	RBI
1. C. Correa	.353	1. E. Encarnación	34	1. R. Canó	116
2. F. Cervelli	.345	2. E. Longoria	31	2. E. Encarnación	109
3. G. Stanton	.341	3. A. Jones	29	3. A. Jones	108
4. Jose Altuve	.339	4. R. Canó	25	4. E. Longoria	107
5. A. Simmons	.336	5. C. Davis	24	5. C. Davis	75

*Minimum 100 PA

RANK/PLAYER	ERA*	RANK/PLAYER	W	RANK/PLAYER	SO
1. D. Robertson	1.83	1. J. Happ	11	1. D. Price	139
2. D. Smyly	2.35		D. Price	2. C. Archer	129
3. D. O'Day	2.44	3. F. Hernández	8	3. F. Hernández	123
4. Z. Britton	2.62		M. Tanaka	4. J. Happ	113
5. J. Verlander	2.87	5. B. Anderson	7	5. J. Verlander	105

*Minimum 50.0 IP

Year-by-Year Results vs. American League

YEAR	BAL	CWS	CLE	DET	HOU	KC	LAA	MIL	MIN	NYG	OAK	SEA	TB	TEX	TOR
2019	12-7	5-2	3-3	5-2	2-4	5-1	4-3	-	3-3	5-14	4-3	4-3	7-12	4-3	11-8
2018	16-3	3-4	3-4	4-2	3-4	5-1	6-0	-	4-3	10-9	2-4	4-3	11-8	6-1	15-4
2017	9-10	6-1	4-3	3-4	3-4	2-4	2-4	1-2*	5-2	8-11	3-4	3-3	11-8	5-1	13-6
2016	11-8	3-4	4-2	2-5	5-2	2-4	4-3	-	4-3	11-8	5-1	4-3	12-7	3-3	9-10
2015	8-11	3-4	2-4	4-2	2-4	4-3	2-5	-	2-5	8-11	5-1	4-3	9-10	2-5	10-9
2014	8-11	4-3	2-5	1-5	4-3	6-1	2-5	0-3*	4-2	7-12	3-4	1-5	9-10	4-2	7-12
2013	8-11	4-2	6-1	3-4	6-1	2-5	3-3	-	4-3	13-6	3-3	6-1	12-7	2-4	11-8
2012	5-13	6-2	5-3	5-5	-	4-3	0-6	-	4-3	5-13	1-8	5-4	9-9	2-6	7-11
2011	10-8	2-4	4-6	5-1	3-0*	5-3	6-2	2-1*	5-2	12-6	6-2	5-4	6-12	4-6	10-8
2010	9-9	1-6	4-4	3-3	-	4-3	9-1	-	3-2	9-9	4-5	7-3	7-11	4-6	12-6
2009	16-2	4-4	7-2	6-1	-	5-3	4-5	-	4-2	9-9	5-5	2-4	9-9	2-7	11-7
2008	12-6	4-3	5-1	5-2	1-2*	6-1	1-8	3-0*	4-3	9-9	6-4	6-3	8-10	9-1	9-9
2007	12-6	7-1	5-2	3-4	-	3-3	6-4	-	4-3	8-10	4-4	4-5	13-5	6-4	9-9
2006	15-3	4-2	3-4	3-3	-	4-5	3-3	-	1-5	8-11	3-7	4-6	10-9	5-4	7-12
2005	10-8	4-3	4-2	6-4	-	4-2	6-4	-	4-2	9-10	6-4	3-3	13-6	7-2	7-11
2004	9-10	4-2	3-4	6-1	-	4-2	5-4	-	2-4	11-8	8-1	5-4	14-5	4-5	14-5
2003	10-9	5-4	4-2	8-1	3-0*	5-1	6-3	2-1*	2-4	9-10	3-4	5-2	12-7	5-4	10-9
2002	13-6	2-4	5-4	5-4	-	4-2	4-3	-	3-3	9-10	6-3	4-5	16-3	4-3	13-6
2001	10-9	3-3	3-6	4-5	-	3-2	3-4	-	3-3	5-13	4-5	3-6	14-5	5-2	12-7
2000	7-5	7-5	6-6	7-5	-	4-6	4-5	-	8-2	6-7	5-5	5-5	6-6	7-3	4-8
1999	7-5	7-5	8-4	7-5	-	8-2	9-1	-	6-4	8-4	4-6	7-3	4-9	4-5	12-9
1998	6-6	7-5	8-3	5-5	-	8-3	5-6	-	5-6	5-7	9-2	7-4	9-3	6-5	5-7
1997	7-5	3-8	6-5	5-7	-	3-8	5-6	8-3	8-3	4-8	7-4	7-4	-	3-8	6-6
1996	6-7	6-6	1-11	12-1	-	3-9	8-4	7-5	6-6	7-6	8-5	7-6	-	6-6	8-5
1995	9-4	5-3	6-7	8-5	-	3-2	11-3	8-4	5-4	5-8	8-4	7-5	-	3-4	8-5
1994	2-4	2-4	3-7	4-2	-	4-2	7-5	5-5	1-8	3-7	9-3	6-6	-	1-5	7-3
1993	7-6	7-5	5-8	6-7	-	5-7	7-5	5-8	7-5	6-7	9-3	7-5	-	6-6	3-10
1992	5-8	6-6	6-7	4-9	-	7-5	8-4	5-8	3-9	7-6	5-7	6-6	-	4-8	7-6
1991	5-8	7-5	9-4	5-8	-	7-5	4-8	7-6	3-9	6-7	8-4	9-3	-	5-7	9-4
1990	9-4	6-6	9-4	8-5	-	4-8	7-5	5-8	4-8	9-4	4-8	8-4	-	5-7	10-3
1989	7-6	7-5	8-5	11-2	-	4-8	4-8	6-7	6-6	7-6	7-5	5-7	-	6-6	5-8
1988	9-4	7-5	8-5	6-7	-	6-6	8-4	10-3	7-5	9-4	3-9	6-6	-	8-4	2-11
1987	12-1	3-9	7-6	2-11	-	6-6	4-8	6-7	7-5	7-6	4-8	7-5	-	7-5	6-7
1986	9-4	7-5	10-3	7-6	-	6-6	5-7	6-6	10-2	5-8	7-5	8-4	-	8-4	7-6
1985	8-5	4-8-1	8-5	6-7	-	5-7	5-7	5-8	7-5	5-8	8-4	6-6	-	5-7	9-4
1984	7-6	7-5	10-3	7-6	-	3-9	9-3	9-4	6-6	7-6	7-5	4-8	-	5-7	5-8
1983	5-8	6-6	7-6	4-9	-	5-7	6-6	4-9	5-7	7-6	8-4	7-5	-	7-5	7-6
1982	9-4	4-8	6-7	8-5	-	6-6	7-5	4-9	6-6	7-6	8-4	7-5	-	10-2	7-6
1981	2-2	5-4	7-6	6-1	-	3-3	2-4	6-7	2-5	3-3	7-5	9-3	-	3-6	4-0
1980	5-8	6-4	7-6	8-5	-	5-7	9-3	6-7	6-6	3-10	9-3	7-5	-	5-7	7-6
1979	5-8	5-6	6-7	8-5	-	8-4	5-7	8-4	9-3	5-8	9-3	8-4	-	6-6	9-4
1978	8-7	7-3	7-8	12-3	-	4-6	9-2	10-5	9-2	7-9	5-5	7-3	-	3-7	11-4
1977	8-6	3-7	8-7	9-6	-	5-5	7-3	9-6	4-6	8-7	8-3	10-1	-	6-4	12-3
1976	11-7	6-6	9-9	14-4	-	3-9	7-5	12-6	7-5	7-11	4-8	-	-	3-9	-
1975	9-9	8-4	7-11	13-5	-	7-5	6-6	10-8	10-2	11-5	6-6	-	-	8-4	-
1974	8-10	8-4	9-9	11-7	-	4-8	4-8	10-8	6-6	11-7	8-4	-	-	5-7	-
1973	11-7	6-6	9-9	3-15	-	8-4	7-5	12-6	6-6	14-4	4-8	-	-	9-3	-
1972	11-7	6-6	8-7	5-9	-	6-6	8-4	11-7	4-8	9-9	9-3	-	-	8-4	-
1971	9-9	10-2	11-7	12-6	-	1-11	6-6	6-6	8-4	7-11	3-9	-	-	-	-
1970	5-13	8-4	12-6	9-9	-	7-5	5-7	5-7	7-5	10-8	7-5	-	-	-	-
1969	8-10	5-7	12-6	10-8	-	10-2	8-4	-	7-5	11-7	4-8	-	-	-	-
1968	9-9	14-4	10-8	6-12	-	-	9-9	-	9-9	10-8	8-10	-	-	-	-
1967	8-10	8-10	13-5	11-7	-	-	10-8	-	7-11	12-6	-	-	-	-	-
1966	6-12	11-7	7-11	8-10	-	-	9-9	-	6-12	8-10	-	-	-	-	-
1965	7-11	4-14	8-10	6-12	-	-	5-13	-	1-17	9-9	-	-	-	-	-
1964	7-11	4-14	9-9	5-13	-	-	9-9	-	5-13	9-9	-	-	-	-	-
1963	11-7	8-10	10-8	9-9	-	-	9-8	-	7-11	6-12	-	-	-	-	-
1962	10-8	8-10	7-11	11-6	-	-	6-12	-	10-8	6-12	-	-	-	-	-
1961	7-11	9-9	5-13	8-10	-	-	11-7-1	-	11-7	5-13	-	-	-	-	-
1960	6-16	5-17	9-13	14-8	-	-	-	-	-	7-15	-	-	-	-	-
1959	14-8	8-14	8-14	11-11	-	-	-	-	-	13-9	-	-	-	-	-
1958	12-10	10-12	12-10	10-12	-	-	-	-	-	9-13-1	-	-	-	-	-
1957	14-8	8-14	12-10	10-12	-	-	-	-	-	8-14	-	-	-	-	-
1956	16-6	14-8	13-9-1	12-10	-	-	-	-	-	8-14	-	-	-	-	-
1955	14-8	9-13	11-11	13-9	-	-	-	-	-	8-14	-	-	-	-	-
1954	11-11	5-17	2-20-2	14-8	-	-	-	-	-	9-13	-	-	-	-	-
1953	-	6-16	13-9	13-9	-	-	-	-	-	10-11	-	-	-	-	-
1952	-	12-10	9-13	16-6	-	-	-	-	-	8-14	-	-	-	-	-
1951	-	11-11	8-14	12-10	-	-	-	-	-	11-11	-	-	-	-	-
1950	-	15-7	10-12	10-12	-	-	-	-	-	9-13	-	-	-	-	-
1949	-	17-5	8-14	15-7-1	-	-	-	-	-	9-13	-	-	-	-	-
1948	-	14-8	11-12	15-7	-	-	-	-	-	14-8	-	-	-	-	-
1947	-	16-6-1	9-13	12-10-1	-	-	-	-	-	9-13	-	-	-	-	-
1946	-	13-9	15-7	15-7-1	-	-	-	-	-	14-8	-	-	-	-	-
1945	-	9-13	11-11	12-10-1	-	-	-	-	-	6-16	-	-	-	-	-

*Interleague play

2020 Opponents

Year-by-Year Results vs. American League, Continued

YEAR	BAL	CWS	CLE	DET	HOU	KC	LAA	MIL	MIN	NYG	OAK	SEA	TB	TEX	TOR
1944	-	17-5	8-14	10-12-2	-	-	-	-	-	11-11	-	-	-	-	-
1943	-	8-14	12-10	11-11-1	-	-	-	-	-	5-17-1	-	-	-	-	-
1942	-	13-8	14-8	15-7	-	-	-	-	-	12-10	-	-	-	-	-
1941	-	16-6	9-13	11-11	-	-	-	-	-	9-13-1	-	-	-	-	-
1940	-	11-11	8-14	11-11	-	-	-	-	-	9-13	-	-	-	-	-
1939	-	8-14	11-11	10-12	-	-	-	-	-	11-8-1	-	-	-	-	-
1938	-	12-6	12-10	10-12	-	-	-	-	-	11-11-1	-	-	-	-	-
1937	-	10-12	11-11	12-10-1	-	-	-	-	-	7-15	-	-	-	-	-
1936	-	12-10	9-13	13-9	-	-	-	-	-	7-15-1	-	-	-	-	-
1935	-	13-9	9-13	9-13	-	-	-	-	-	9-12	-	-	-	-	-
1934	-	11-10	9-13	8-14	-	-	-	-	-	10-12	-	-	-	-	-
1933	-	11-7	9-13-1	11-11	-	-	-	-	-	8-14	-	-	-	-	-
1932	-	12-10	7-15	6-16	-	-	-	-	-	5-17	-	-	-	-	-
1931	-	12-10-1	6-16	12-10	-	-	-	-	-	6-16	-	-	-	-	-
1930	-	13-9	7-15	8-14	-	-	-	-	-	6-16	-	-	-	-	-
1929	-	11-11	9-13	8-14	-	-	-	-	-	5-17	-	-	-	-	-
1928	-	10-12	9-13	7-15	-	-	-	-	-	6-16	-	-	-	-	-
1927	-	11-11	15-7	5-17	-	-	-	-	-	4-18	-	-	-	-	-
1926	-	6-16	6-16	7-15	-	-	-	-	-	5-17	-	-	-	-	-
1925	-	9-13	7-15	5-17	-	-	-	-	-	9-13	-	-	-	-	-
1924	-	10-12	14-8	6-16	-	-	-	-	-	5-17-1	-	-	-	-	-
1923	-	9-13	10-12	10-12-1	-	-	-	-	-	8-14	-	-	-	-	-
1922	-	10-12	6-16	5-17	-	-	-	-	-	13-9	-	-	-	-	-
1921	-	15-7	8-14	15-7	-	-	-	-	-	7-15	-	-	-	-	-
1920	-	12-10	6-16	13-9	-	-	-	-	-	9-13	-	-	-	-	-
1919	-	9-11	4-15	9-11	-	-	-	-	-	10-9	-	-	-	-	-
1918	-	12-7	10-10	13-5	-	-	-	-	-	6-11	-	-	-	-	-
1917	-	10-12-1	10-12	9-12	-	-	-	-	-	13-9-1	-	-	-	-	-
1916	-	14-8	15-7	14-8	-	-	-	-	-	11-11	-	-	-	-	-
1915	-	12-10	16-4	14-8	-	-	-	-	-	10-12	-	-	-	-	-
1914	-	13-9	16-6	15-7-1	-	-	-	-	-	11-11	-	-	-	-	-
1913	-	10-11	8-13	13-9	-	-	-	-	-	14-6-1	-	-	-	-	-
1912	-	16-6-1	11-11-11	5-6	-	-	-	-	-	19-2	-	-	-	-	-
1911	-	11-11	11-11	10-12	-	-	-	-	-	12-10	-	-	-	-	-
1910	-	10-12	14-8-3	12-10	-	-	-	-	-	9-13-1	-	-	-	-	-
1909	-	13-9-1	14-8	9-13	-	-	-	-	-	13-9	-	-	-	-	-
1908	-	6-16-1	10-12	11-11	-	-	-	-	-	12-10	-	-	-	-	-
1907	-	10-11-3	8-13	6-16	-	-	-	-	-	8-12-1	-	-	-	-	-
1906	-	4-18	8-14	10-12	-	-	-	-	-	5-17-1	-	-	-	-	-
1905	-	6-16-1	14-8	10-12	-	-	-	-	-	13-8	-	-	-	-	-
1904	-	13-9	9-13	16-6	-	-	-	-	-	12-10-2	-	-	-	-	-
1903	-	14-6	12-8	10-9-1	-	-	-	-	-	13-7	-	-	-	-	-
1902	-	12-8	6-14	11-7-1	-	-	-	-	-	-	-	-	-	-	-
1901	-	12-8	12-6	9-11-1	-	-	-	-	-	-	-	-	-	-	-
Totals	591-499	990-945-11	987-1046-8	1045-977-13	32-24	245-237	350-309-1	213-184	316-314	996-1203-14	300-247	246-183	221-171	245-230	364-290

2020 Opponents

Year-by-Year Results in Interleague Play

YEAR	ARI	ATL	CHC	CIN	COL	HOU	LAD	MIA	MIL	NYM	PHI	PIT	SDP	SFG	STL	WSH	Total
2019	1-2	-	-	-	3-1	-	1-2	-	-	-	2-2	-	2-1	1-2	-	-	10-10
2018	-	5-1	-	-	-	-	-	4-0	-	2-1	2-2	-	-	-	-	3-0	16-4
2017	-	-	2-1	3-0	-	-	-	-	1-2	-	3-1	3-0	-	-	4-0	-	16-4
2016	3-0	3-1	-	-	2-1	-	1-2	-	-	-	-	-	2-1	3-1	-	-	14-6
2015	-	2-2	-	-	-	-	-	2-2	-	2-1	5-1	-	-	-	-	2-1	13-7
2014	-	4-0	0-3	4-0	-	-	-	-	0-3	-	-	0-3	-	-	1-2	-	9-11
2013	2-1	-	-	-	3-1	-	2-1	-	-	-	2-2	-	3-0	2-1	-	-	14-6
2012	-	2-1	2-1	-	-	-	-	5-1	-	-	2-1	-	-	-	-	0-3	11-7
2011	-	-	2-1	-	-	3-0	-	-	2-1	-	1-2	1-2	1-2	-	-	-	10-8
2010	3-0	-	-	-	1-2	-	3-0	-	-	-	4-2	-	-	2-1	-	-	13-5
2009	-	4-2	-	-	-	-	-	2-1	-	1-2	2-1	-	-	-	-	2-1	11-7
2008	2-1	-	-	2-1	-	1-2	-	-	3-0	-	2-1	-	-	-	1-2	-	11-7
2007	2-1	4-2	-	-	1-2	-	-	-	-	-	-	-	2-1	3-0	-	-	12-6
2006	-	3-0	-	-	-	-	-	2-1	-	3-0	5-1	-	-	-	-	3-0	16-2
2005	-	2-1	1-2	3-0	-	-	-	-	-	-	3-0	2-1	-	-	1-2	-	12-6
2004	-	1-2	-	-	1-2	-	2-1	-	-	-	2-1	-	2-1	1-2	-	-	9-9
2003	-	-	-	-	-	3-0	-	2-1	2-1	-	1-2	2-1	-	-	1-2	-	11-7
2002	0-3	1-5	-	-	2-1	-	0-3	-	-	-	-	-	2-1	-	-	-	5-13
2001	-	3-3	-	-	-	-	-	2-1	-	1-2	2-1	-	-	-	-	2-1	10-8
2000	-	2-4	-	-	-	-	-	2-1	-	2-1	0-3	-	-	-	-	3-0	9-9
1999	-	2-4	-	-	-	-	-	2-1	-	1-2	1-2	-	-	-	-	0-3	6-12
1998	-	2-1	-	-	-	-	-	2-1	-	1-2	1-3	-	-	-	-	3-0	9-7
1997	-	0-3	-	-	-	-	-	1-2	8-3	2-1	3-0	-	-	-	-	0-3	6-9
Totals	13-8	40-32	7-8	12-1	13-10	7-2	9-9	26-12	16-10	15-12	43-28	8-7	14-7	12-7	8-8	18-12	253-170

Notes



HISTORY & RECORDS

Former pitcher Bill Dinneen will be posthumously inducted into the Red Sox Hall of Fame in 2020.

The History of the Red Sox

9 WORLD SERIES TITLES: 1903, 1912, 1915, 1916, 1918, 2004, 2007, 2013, 2018

14 AL PENNANTS: 1903, 1904, 1912, 1915, 1916, 1918, 1946, 1967, 1975, 1986, 2004, 2007, 2013, 2018


10 AL EAST TITLES: 1975, 1986, 1988, 1990, 1995, 2007, 2013, 2016, 2017, 2018

7 AL WILD CARD BERTHS: 1998, 1999, 2003, 2004, 2005, 2008, 2009

Boston is one of only four remaining charter members of the American League, which was formed in 1901. The Red Sox franchise won five of Major League Baseball's 15 World Series championships from 1903-1918 and has seen similar success of late, adding four titles in a 15-year span from 2004-18. Along the way, Boston has been at the center of some of the game's greatest moments and served as a home to some of its most accomplished players. Playing their home games at "America's Most Beloved Ballpark," the Red Sox have called Fenway Park home since 1912, making it baseball's oldest venue and one of the most famous landmarks in all of sports. Thirty-six former Red Sox have been enshrined in the National Baseball Hall of Fame for their playing careers, from legends like Cy Young and Babe Ruth, to Ted Williams, the greatest hitter who ever lived. In one of the franchise's signature moments, the Red Sox rallied for the biggest comeback in baseball history in 2004, defeating the New York Yankees in the ALCS after trailing in the series, three games to none. In 2013, the Red Sox demonstrated how important a role they can play in their community, using yet another World Series championship to help a city heal after the tragic events of the Boston Marathon bombing. Boston has since showed no sign of slowing down, most recently claiming three consecutive AL East titles from 2016-18 and capping off the 2018 season—which featured a franchise-record 108 regular-season victories—with the ninth World Series championship in the club's history.

How They Became the "Red Sox"

The Boston American League Base Ball Club was officially known as the Americans, but also known by the media as the Somersets—after owner Charles Somers—as well as the Plymouth Rocks, Speed Boys, Puritans, and Pilgrims. These various names were applied until December 18, 1907, when the current name "Red Sox" was adopted. The origin of this name is traced to the Boston Red Stockings of the powerful National League in the 1870s and 1880s. In 1907, the Red Stockings (who later became the Braves) abandoned the red hosiery they customarily wore, as Manager Fred Tenney believed that the red dye in the socks could possibly cause infection in spike wounds. Red Sox Owner John I. Taylor stated, "From now on we'll wear red stockings, and I'm grabbing that name Red Sox!"



The Early Years (1901-1938)

The Boston Americans didn't need long to cement their status as a serious contender. In **1903**, the team finished in first place with a 91-47 record and earned a berth in Major League Baseball's first ever World Series against the Pittsburgh Pirates of the more established National League. Boston won the best-of-nine series, five games to three, in only its third year of existence, causing such an embarrassment that the National League refused to participate in the World Series the following year when the Americans repeated as AL champions. During that **1904** season, Boston went 95-59 and saw **Cy Young** pitch the first perfect game of the modern era on May 5. In the latter half of the decade, Young continued to dominate, throwing a no-hitter in New York in **1908** on the way to his 511 career wins, still the most in MLB history.

When **Fenway Park** opened in **1912**—replacing Huntington Avenue Grounds as the Red Sox' home ballpark—a decade of dynasty began. The new park, named after its location in the Fenway area of Boston, opened April 20, 1912, with the Red Sox taking a 7-6, 11-inning decision from the New York Highlanders (Yankees). With a 105-47 record that season, the Sox headed for the World Series and defeated the Giants, four games to

Cy Young pitched the first perfect game of the modern era in 1904.

three with one tie. The Red Sox picked up a young left-handed pitcher in **1914** by the name of **George Herman "Babe" Ruth**, who would figure prominently in the team's World Series dynasty of the next several years. The Sox went to the World Series three more times in the decade, winning in **1915**, **1916**, and **1918**. Ruth was the hero in 1916, with a 23-12 regular-season record and a 1.75 ERA. In Game 2 of the World Series that year, Ruth pitched a 14-inning, complete-game, 2-1 win against Brooklyn. In 1918, Ruth extended his streak to 29.2 consecutive scoreless World Series innings, a record that stood until 1961, and also tied for the league lead with 11 home runs.


After Sox owner **Harry Frazee** sold Ruth and most of his best players to the Yankees, the "Roaring Twenties" were anything but for the Red Sox. To add to difficulties on the field, Fenway Park itself suffered a setback. On May 8, **1926**, fire roared through the ballpark, destroying much of the left-field bleacher sections. Then-owner **Bob Quinn** could not afford to rebuild the sections, and the difficult decade for the Sox continued. When 30-year-old millionaire **Tom Yawkey** bought the club in **1933**, his first order of business was to rebuild the fire-scarred stadium. Ironically, on January 5, **1934**, during construction of the new Fenway Park, another fire raged through and destroyed much of the progress. The Red Sox fielded far better teams in the 1930s than they had in the decade prior, and also saw attendance figures increase, especially after Fenway was refurbished. On August 12, 1934, 46,766 fans attended Ruth's farewell game at Fenway, spilling out onto the field.

The History of the Red Sox, Continued

The Ted Williams Era (1939-1960)

1939 brought forth a new era in Red Sox baseball, when **Ted Williams** began his legendary career at only 20 years old. That season, the Red Sox had five future Hall of Famers on the roster in Williams, **Joe Cronin**, **Jimmie Foxx**, **Lefty Grove**, and **Bobby Doerr**. The early 1940s featured several individual milestones, highlighted by Williams batting .406 in **1941** and winning the Triple Crown in **1942**, as well as Grove earning his 300th victory. After winning only 71 games in **1945**, the Sox claimed the **1946** pennant by a comfortable 12-game margin with 104 wins before falling to the St. Louis Cardinals in seven games in the World Series. Fenway also played host to the 1946 All-Star Game, in which Williams went 4-for-4 with two home runs. Coming off the AL pennant year, Williams won a second Triple Crown in **1947**. Lights were also installed that season to start the era of night baseball at Fenway. Despite collecting 96 wins in **1948** and **1949**, the Sox finished both seasons one game out of first place.

By the end of the 1940s, Williams had established himself as one of the greatest players in baseball. He had played eight major league seasons through 1949—missing the 1943-45 seasons to serve in **World War II**—and in that time he earned two MVP awards, two Triple Crowns, four RBI titles, four home run titles, and four batting titles. Along with Williams and Doerr—one of the game's greatest second basemen—the Red Sox' impressive core featured standout center fielder **Dom DiMaggio** and shortstop **Johnny Pesky**, with the four players forming a special bond that would one day be the inspiration for a statue outside of Fenway Park titled, "Teammates." Doerr and Williams would end up in the National Baseball Hall of Fame, while DiMaggio was a seven-time All-Star and Pesky spent 61 seasons in the Red Sox organization in various capacities.



Ted Williams began his Hall of Fame career with the Red Sox in 1939.

The 1950s brought more offensive prowess for the Sox, with the **1950** club featuring perhaps the best-hitting Red Sox team ever. Boston hit .302 as a team and scored 1,027 runs—both franchise records that still stand today—as **Billy Goodman** won the batting championship (.354) and helped the team post a 94-60 record, the club's best mark of the decade. For the second time in his career, Williams put off baseball for military service, this time in the Korean War in **1952** and **1953**. Upon his return, Williams continued his usual impressive hitting with a tremendous league-leading .388 batting average and 38 home runs in **1957**, followed by a second straight batting title with a .328 average at the age of 40 in **1958**. Meanwhile, **Jackie Jensen** won the RBI title in 1955 (tied), 1958, and 1959, and was named American League MVP in 1958. On July 21, **1959**, infielder **Pumpsie Green** made his debut as the first Red Sox African-American major leaguer, a day that was recognized as a "Memorable Red Sox Moment" during the club's 2018 Hall of Fame induction ceremonies.

The end of the 1950s also brought the end of the Williams era in Red Sox history. "Teddy Ballgame" hit his 521st and final home run into the Red Sox bullpen in his final major league at-bat on September 28, **1960**. The spot he vacated in left field was filled in **1961** by rookie **Carl Yastrzemski**, who would later match some of Williams' feats as part of an illustrious 23-year career, all spent with the Red Sox en route to being enshrined in the National Baseball Hall of Fame.

The Birth of Red Sox Nation (1961-2001)

The early years of the post-Williams era featured several noteworthy accomplishments, including no-hitters by **Earl Wilson** and **Bill Monbouquette** in **1962**, as well as Yastrzemski's first batting title in **1963**. **Dave Morehead** added another no-hitter in **1965**, but that season the Sox had their worst record of the decade, losing 100 games. After finishing in ninth place in **1966** with 90 losses, the Red Sox overcame 100-to-1 odds to win the "**Impossible Dream**" pennant in **1967** with a 92-70 record. Though they did not win the World Series, that season lives on as one of the greatest in Red Sox history, beginning a stretch of 16 consecutive winning seasons (1967-82), which is still a club record. During that magical 1967 season, **Jim Lonborg** won 22 games and the Cy Young Award, while Yastrzemski won the Triple Crown and was named MVP of the American League.

While Yastrzemski and Massachusetts native **Tony Conigliaro** helped carry the Red Sox into the 1970s, a young catcher and New England native by the name of **Carlton Fisk** made his mark by unanimously winning the **1972** Rookie of the Year Award. Pitcher **Luis Tiant** thrilled Sox fans and took home the ERA title that season. Two other famous rookies, **Jim Rice** and **Fred Lynn**, were added to the mix in **1975**, contributing to another AL championship season. Lynn won both MVP and Rookie of the Year honors, the first player ever to do so in the same year, while Rice hit 22 home runs to Lynn's 21. In Game 6 of the 1975 World Series, **Bernie Carbo**'s two-out, three-run home run against the Reds in the 8th inning tied the game at 6-6. Fisk then left his mark on baseball history when he hit a 12th-inning pitch off the left-field foul pole for a dramatic finish for the Red Sox, in what many consider to be the greatest World Series game ever. Once again, however, the Sox came up short, and were defeated by Cincinnati in seven games.

The Sox continued to be successful through the end of the 1970s, winning 97 games in **1977**, 99 in **1978**, and 91 in **1979**. Rice won the home run title in 1977 and took home MVP honors in 1978, Lynn won the 1979 batting championship, and Yastrzemski recorded his 3,000th hit on September 12, 1979. **Dwight Evans** did his part, not only with his bat, but also in right field, picking up three Gold Glove Awards in the last four seasons of the decade.

The History of the Red Sox, Continued

The Red Sox' next great run came in **1986**, a season that got off to an auspicious start when Evans homered in Detroit on the first pitch of the major league season. **Roger Clemens**, who won the Cy Young and MVP Awards, dominated AL batters in 1986, winning 24 games—including his first 14 decisions—with a 2.48 ERA. He also broke a major league record, striking out 20 batters in a 3-1 win over Seattle on April 29. **Wade Boggs** led the offense, winning his third of five batting titles in the decade. Under manager **John McNamara's** leadership, the team won 95 games and came back from a three-games-to-one deficit in the ALCS to earn a World Series matchup with the Mets, which the Sox lost in seven games. The Red Sox returned to their winning ways in **1988** with **Joe Morgan's** miracle team. After Morgan took over from McNamara in July, the Sox won 12 straight and 19 of 20 games, to come from nine games behind and move into first place in the AL East. "Morgan's Magic" became the team's slogan, but the Red Sox were overpowered by Oakland in the ALCS.



Yaz was inducted into the National Baseball Hall of Fame in 1989.

Martinez won another Cy Young Award in **1999** and finished second in MVP voting, going 23-4 with a 2.07 ERA. The Sox also hosted the final All-Star Game of the century in 1999, with Martinez retiring all six batters faced—five on strikeouts—en route to MVP honors. Martinez repeated as Cy Young Award winner in **2000**, the same year Garciaparra won his second consecutive AL batting title (.372). On December 13, 2000, the Red Sox signed outfielder **Manny Ramirez**, a move that would help make Boston one of the best offensive teams of the 2000s. On April 4, **2001**, **Hideo Nomo** won his Red Sox debut by throwing the club's first no-hitter since 1965, but the Sox would win only 82 games that season, the final year of Jean R. Yawkey Trust ownership era.

A New Era (2002-Present)

Prior to the **2002** season, a new ownership group led by **John Henry**, **Tom Werner**, and **Larry Lucchino** took control of the Red Sox and instilled unprecedented success and change to the organization. Following a 93-69 season that featured yet another no-hitter—thrown by **Derek Lowe**—**Theo Epstein** was named GM on November 25, 2002, making him the youngest in MLB history at 28 years and 10 months old. Epstein made offseason moves to help the team become an offensive powerhouse that set several records. The additions of **David Ortiz**, **Kevin Millar**, **Bill Mueller**, and **Todd Walker** solidified a batting order that produced 961 runs, 2nd-most in club history, and hit 238 home runs, still a single-season franchise record. The **2003** Red Sox had an exciting 95-67 regular season, their most wins since 1995, and came back from a 2-0 deficit in the ALDS to win three straight vs. Oakland and advance to the ALCS against the Yankees. A dramatic seven-game series wasn't resolved until Aaron Boone's 11th-inning home run stopped the Red Sox.

In his first year as manager, **Terry Francona** led the **2004** Red Sox to a 98-64 record and a Wild Card berth. The Sox swept the Anaheim Angels in the ALDS, as Ortiz's dramatic home run in the 10th inning of Game 3 ensured a rematch with the Yankees for the AL pennant. After dropping the first three games to New York, the Red Sox rallied behind the bat of Ortiz, the baserunning of **Dave Roberts**, timely hitting by Mueller, an airtight bullpen, and the gritty performance of **Curt Schilling** to win the final four games of the series, completing the greatest comeback in major league history. The Red Sox then swept the Cardinals to win the World Series for the sixth time, the first since 1918. Martinez and Schilling became the first Red Sox teammates ever to strike out 200 batters in the same season, while Ramirez and Ortiz became the first AL teammates to bat .300, hit 30 HR, and drive in 100 runs since 1931. The Red Sox sold out their entire 81-game home schedule for the first time in franchise history.

The Sox followed with a 95-67 record in **2005**, while the **2006** season was highlighted by Ortiz setting a single-season club record with 54 home runs. In **2007**, the Red Sox clinched their first AL East title since 1995, going 96-66. After sweeping the Angels 3-0 in the ALDS, Boston went down three games to one in the ALCS vs. Cleveland. The Sox completed another comeback to clinch their 12th AL pennant, then swept the Rockies to win their second World Series title in four years and seventh overall. The Sox joined the Yankees as the only teams in AL history to sweep in successive World Series appearances. Boston led the AL East for the final 166 days of 2007 beginning April 18, the longest consecutive stretch in club history.

The History of the Red Sox, Continued

The **2008** Red Sox began their World Series title defense on March 25, 2008 in Tokyo, Japan vs. the A's. The club finished with a 95-67 record to clinch their sixth AL Wild Card berth. After defeating the Los Angeles Angels three games to one in the ALDS, Boston lost the ALCS to the Rays in seven games. **Dustin Pedroia**, who earned Rookie of the Year honors in 2007, was named the AL's MVP in 2008. In **2009**, for the 10th straight year, the Red Sox set a new club record for home attendance, an accomplishment unprecedented in MLB. Boston won 95 games that year, followed by 89 wins in **2010** and 90 in **2011**.



The Red Sox stormed the field in 2004 to celebrate the club's 1st World Series title since 1918.

After losing 93 games in **2012**—a season that marked the 100th anniversary of Fenway Park—the **2013** Red Sox had a storybook year, going from last place to first place in the East, winning the AL pennant, and capturing their third World Series title in 10 years (eighth overall).

New manager **John Farrell**, the club's pitching coach from 2007-10, became the fourth manager to lead the Red Sox to a World Series title in his first year. At 97-65, the Sox were in first place an AL-high 158 days after failing to spend one day in first in 2012. The **all-time home sellout streak in American sports history** ended on April 10, the second game of the season. The streak began on May 15, 2003 and reached 794 games, plus 26 more in postseason play. Following the tragic events of the Boston Marathon bombing on April 15, Ortiz ignited a rallying cry for the city during a pre-game speech on April 20, the club's first home game since the marathon. Standing on the pitcher's mound, Ortiz declared, "This is our [expletive] city" and urged fans to "stay strong." Following a comeback win over the Royals that day, "**Boston Strong**" became the team's—and the city's—mantra. It all culminated in October with wins over Tampa Bay in the ALDS (3-1), Detroit in the ALCS (4-2), and St. Louis in the World Series (4-2). It was the first time the Red Sox clinched a World Series title at home since 1918. Ortiz went 11-for-16 (.688) with two home runs and eight walks in the Fall Classic en route to World Series MVP honors, with his game-tying grand slam in Game 2 of the ALCS saving the Sox' season as one of the most clutch hits in the franchise's history.

The **2014** and **2015** seasons were highlighted by the emergence of several young players, including **Mookie Betts**, **Xander Bogaerts**, and **Jackie Bradley Jr.** On August 18, 2015, **Dave Dombrowski** was hired as President of Baseball Operations, a newly created position in the organization. In his first full season, Dombrowski helped the Red Sox return to the top of the division, as they won 15 more games in **2016** (93) than they did in 2015 (78) en route to the AL East title. With Ortiz leading the way during his farewell tour season, Boston led the majors in runs scored with 878, while **Rick Porcello** won the AL Cy Young Award. The Ortiz era came to a close on October 10 when, after Boston's 4-3 loss to Cleveland in Game 3 of the ALDS, the largest postseason crowd in Fenway Park history (39,530) stayed long after the final out to give Big Papi a proper sendoff. Ortiz emerged from the clubhouse, walked to the pitcher's mound and saluted the crowd, unable to hold back tears as he showed his appreciation. The Red Sox won 93 games and were crowned champions of the AL East once again in **2017**, but they were eliminated by the eventual AL champion for the second time in as many years, this time suffering a three-games-to-one loss to the Houston Astros. **Chris Sale** finished second in AL Cy Young Award voting in his Red Sox debut, as he led the majors with 308 strikeouts in a season that was constantly compared to Martinez's magical 1999 run. The Sox tied a franchise record with 15 extra-inning wins against only three losses thanks to an outstanding bullpen led by **Craig Kimbrel**, who earned the Mariano Rivera American League Reliever of the Year Award.

Alex Cora was hired on October 22, 2017, as the 47th manager in Red Sox history. Having won a World Series title in 2007 as an infielder with the Red Sox and again in 2017 as the Astros' bench coach, Cora became only the second Puerto Rico native to manage a major league team. He helped the Red Sox carry their success from 2017 into the **2018** season, as Boston won 17 of its first 19 games en route to a 108-54 record, the club's third consecutive AL East title, and the franchise's fourth World Series championship in the last 15 years. The Sox' 108 wins bested the club's previous record of 105, which had been set in 1912. Among the many accolades earned by Red Sox players, Betts was named the AL's Most Valuable Player. In his first season with Boston, **J.D. Martinez** hit .330 with 43 home runs and 130 RBI, as he earned the AL's Hank Aaron Award as the league's top offensive performer. The Red Sox saw their run of AL East titles come to a halt in **2019**, as they finished 84-78.



The Red Sox became the first franchise to win as many as 4 World Series titles in the 21st century.

On June 29-30, the Sox joined the Yankees in the two-game **London Series**, MLB's first games ever played in Europe. Boston set the franchise's single-season home run record (245), while Martinez, Bogaerts, and **Rafael Devers** became the first Sox trio ever to hit at least .300 with 30 or more home runs in the same season.

Fenway Park

Major League Baseball's oldest and smallest ballpark, Fenway Park has been the home of the Boston Red Sox since April 20, 1912 when, after two days of rainouts, the park hosted its first regular season game, an 11-inning, 7-6 Boston win over the New York Highlanders in front of 27,000 fans.

In 108 seasons, venerable Fenway Park has been home to many of the greatest players in baseball history, including Hall of Famers Babe Ruth, Tris Speaker, Lefty Grove, Jimmie Foxx, Joe Cronin, Ted Williams, Bobby Doerr, Carl Yastrzemski, Carlton Fisk, Jim Rice, and Pedro Martinez. The park has witnessed some of the most memorable moments in baseball history, highlighted, perhaps, by Fisk's 12th-inning home run to win Game 6 of the 1975 World Series, and the amazing comeback against the Yankees in Game 4 of the 2004 American League Championship Series.

Among the world's most famous sporting venues, Fenway Park is best known for the 37-foot high, 231-foot long "Green Monster" left-field wall, which looms only 310 feet from home plate. Equally enticing to hitters is "Pesky's Pole," the right-field foul pole named for Red Sox great Johnny Pesky, which stands only 302 feet from home plate.

Nestled into the Fenway neighborhood of Boston, the park was largely rebuilt for the 1934 season after a five-alarm fire destroyed construction underway by new owner Tom Yawkey. Fenway Park has undergone a series of improvements since the Henry-Werner Group purchased the team in 2002.

The astounding popularity of the ballpark and the team enabled the Red Sox to sell out 793 consecutive games from 2003-13, the longest recorded regular-season sellout streak in U.S. professional sports history. Hundreds of thousands of fans from all over the globe visit Fenway Park year-round. Tours of the ballpark, conducted in English, Spanish, and Japanese, are available daily.

The following pages provide a detailed timeline of Fenway Park since 1912.

FENWAY FACTS

Constructed	1912
Rebuilt	1934
First Game.....	April 20, 1912
.....	Red Sox 7, Highlanders 6 (11 inn.)
Seating Capacity (Night).....	37,755
Seating Capacity (Day)	37,305
Dell Technologies and State Street Levels	5,437
Box Seats.....	13,804
Grandstand.....	11,563
Bleachers	6,474
Green Monster	269
Right Field Sam Deck.....	208

OUTFIELD DIMENSIONS

Left Field	310 feet
Left-Center Field	379 feet
Center Field	390 feet
Deep Center Field.....	420 feet
Deep Right Field	380 feet
Right Field	302 feet

HEIGHT OF OUTFIELD WALLS

Left Field	37 feet
Center Field	17 feet
Bullpens	5 feet
Right Field	3-5 feet

LENGTH OF LEFT FIELD WALL

231 feet (228 feet in fair territory)



Statues at Fenway Park

Some of the greatest Red Sox players are immortalized outside Fenway Park's Gate B on Van Ness Street.



TED WILLIAMS

The Red Sox honored Hall of Famer Ted Williams with the first statue in the ballpark's history, unveiled on April 16, 2004. An idea originally proposed by Mayor Thomas M. Menino after Williams' passing in 2002, the statue depicts the slugger, standing 8-feet, 6-inches tall, holding a bat and placing his cap on a child with cancer. The statue was moved a few feet down Van Ness St. in 2010, when the Teammates statue was installed.



TEAMMATES

On June 9, 2010, the Red Sox unveiled a statue dedicated to Bobby Doerr, Dom DiMaggio, Johnny Pesky, and Ted Williams. The statue recognizes the remarkable bonds of camaraderie that these four Red Sox legends enjoyed for over half a century, first as teammates, and then as lifelong friends, the story of which was immortalized in David Halberstam's memorable book, *The Teammates – Portrait of a Friendship*.



CARL YAZTRZEMSKI

Hall of Famer Carl Yastrzemski was on hand when a statue in his honor was dedicated on September 22, 2013. The statue captures a moment that took place on Sunday, October 2, 1983, when the lifelong Red Sox star tipped his helmet to fans at Fenway Park before the final at-bat of his 23-year career. Yaz retired that day having played the most games that any player had ever played to that point in the history of MLB (3,308).

ALL-TIME RED SOX LEADERS AT FENWAY PARK

Batting Leaders

AVG (min. 2,000 AB)	.369	Wade Boggs
SLG (min. 2,000 AB)	.652	Ted Williams
Hits	1,822	Carl Yastrzemski
Walks	1,031	Ted Williams
SB	109	Jacoby Ellsbury
Doubles	382	Carl Yastrzemski
Triples	63	Harry Hooper
HR	248	Ted Williams
RBI	1,063	Carl Yastrzemski

Pitching Leaders

Wins	98	Tim Wakefield
Strikeouts	1,332	Roger Clemens
ERA (min. 500.0 IP)	1.80	Carl Mays
Saves	104	Jonathan Papelbon

ALL-TIME OPPONENT LEADERS AT FENWAY PARK

Batting Leaders

AVG (min. 200 AB)	.377	Fred McGriff
SLG (min. 200 AB)	.724	Frank Robinson
Hits	218	Al Kaline
Walks	126	Eddie Yost
SB	47	Rickey Henderson
Doubles	49	Al Kaline
Triples	17	Ty Cobb
HR	38	Mickey Mantle, Babe Ruth
RBI	152	Lou Gehrig

Pitching Leaders

Wins	19	Hooks Dauss
Strikeouts	186	Bob Feller
ERA (min. 100.0 IP)	1.72	Lefty Grove
Saves	36	Mariano Rivera

The Green Monster

Fenway Park's "Green Monster"—the 37-foot, 2-inch wall that extends 231 feet from the left-field foul line to the center-field bleachers—is arguably the most iconic feature of any ballpark in Major League Baseball, rivaled only by Wrigley Field's ivy-covered walls and the upper-deck façade of Yankee Stadium.

"Duffy's Cliff"

The wall did not exist in its current incarnation when Fenway Park opened on April 20, 1912. The original wall was a 25-foot wood-plank fence held fast by horizontal supports known as "whalers" on the backside, built to keep spectators from watching from the Boston Garage Company across Lansdowne Street. The fence was fronted by a 6-to-10 foot earthen embankment, which extended from the bleachers to the property line and was needed because the plot of land on which Fenway Park was built was on an uneven grade, higher on the street side. The embankment was soon dubbed "Duffy's Cliff" because of the skillful way Red Sox left fielder Duffy Lewis navigated the incline in pursuit of fly balls. During the 1912 World Series against the New York Giants, seven rows of bleachers were temporarily installed on the embankment.



In Fenway Park's early years, a 25-foot wood-plank fence was fronted by an embankment known as "Duffy's Cliff."

First baseman Hugh Bradley, a Holy Cross graduate and native of Worcester, Mass., hit the first home run in Fenway Park on April 26, 1912, in the seventh inning of a 7-6 victory over the Philadelphia Athletics. Bradley's three-run home run, which erased a 6-4 deficit, cleared the wall in left field, which previously had been thought to be out of reach of hitters in baseball's "deadball" era. Paul Shannon, writing in the *Boston Post*, called it a "feat that may never be duplicated."

The Manual Scoreboard

The original left-field scoreboard was nearly identical to the one built in Detroit's Navin Field, which opened on the same day as Fenway Park in 1912. It was called an electronic scoreboard, but that was only partially the case; a pressbox keyboard operator communicated information to the scoreboard operators electronically. Operators behind the scoreboard then scrambled up and down a network of ladders and steps and benches, and manually slid markers into slots.

A new scoreboard debuted after Fenway Park was renovated for the 1934 season, the first truly electronically operated scoreboard in baseball with its red, green and yellow lights to signal balls, strikes and outs. It remains one of two manually operated scoreboards in the major leagues, the other being in Wrigley Field. As of 2020, the Red Sox employ nine scoreboard operators, four per game.

Creating a Monster

When Fenway Park was renovated for the 1934 season, work crews leveled Duffy's Cliff and replaced the wooden fence with what we now know as the Green Monster. The lower 18 feet of the wall was concrete and topped by a 19-foot frame made of 2-by-4 railroad ties bolted together, the entire structure covered with a skin of tin. The wall's reinforced steel-and-concrete foundation extended 22 feet below field level.

Red Sox left fielder Julius "Moose" Solters hit the first home run over the new wall on April 19, 1934, a walk-off home run in the ninth inning of a 5-4 victory over the Washington Senators in the first game of a Patriots Day doubleheader. Newspaper reports said Solters' home run off General Crowder of the Senators went into the windows of the auto shop across Lansdowne Street.



After the 1933 season, the wooden fence in left field was replaced by what we know today as the Green Monster (photo courtesy of the Boston Public Library).

In 1936, a 23-foot, 7-inch net was placed on top of the wall, to protect the windows of business establishments across the street. This was a prudent decision: right-handed slugger Jimmie Foxx would hit 217 home runs over the next six seasons, including 50 in 1938.

In 1947, the year light towers were installed in Fenway Park, the Red Sox elected to scrape the ads that had adorned the wall and painted it "Dartmouth green" to match the rest of the ballpark.

The Green Monster, Continued

The Modern Wall

It is unclear when the term “Green Monster” first was used. For many years—through the 1980s—it was usually referred to as “The Wall.” In a 1958 story, *Boston Globe* reporter Hy Hurwitz referred to the “easy to reach green monster in Ted Williams’ territory,” and a *UPI* story on August 24, 1960 referred to a double off Fenway Park’s “Green Monster.” Red Sox reliever John Wyatt in 1966 referred to the “jolly green monster” in left, and during the 1967 World Series frequent references were made to the Green Monster.



After the 1975 season, the original tin facing of the Green Monster was stripped off.

The left-field foul pole is known as the “Fisk Pole,” in honor of the game-winning, 12th-inning home run hit off the pole by Hall of Fame catcher Carlton Fisk in Game 6 of the 1975 World Series against Cincinnati on October 21, 1975. The home run came off Reds pitcher Pat Darcy and broke a 6-6 tie.

After the 1975 season, the original tin facing of the wall was stripped off and cut into thousands of 2 ½ inch-by-4 ½ inch rectangles that were mounted on wooden plaques and sold to raise money for the Jimmy Fund, which supports research and care for pediatric and adult cancer at the Dana-Farber Cancer Institute. Installed in its place was a Formica-like material.

After the 2002 season, the team’s new ownership group, headed by John Henry and Tom Werner, decided to remove the screen atop the wall and replaced it with 269 barstool-type seats, which have quickly become among some of the most highly sought seats in the ballpark. Standing-room tickets are also available on the Monster.



Today, seats atop the Green Monster are some of the most coveted in all of baseball.

Fenway Park History: 1912-1941

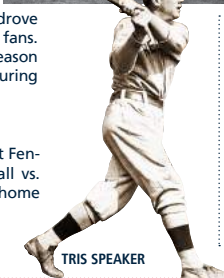
RED SOX BASEBALL AT FENWAY

4.20.1912

Following an April 9 exhibition victory over Harvard and a pair of rainouts, the Red Sox won the first official game at Fenway, beating the New York Highlanders (who'd later become the Yankees) 7-6 in 11 innings. Tris Speaker drove home the game winner in front of 27,000 fans. The Red Sox go on to win 105 regular season games and capture the World Series during their first season at Fenway Park.

4.26.1912

1B Hugh Bradley hit the first home run at Fenway and the first over the left field wall vs. Philadelphia. It was the second and last home run of his Major League career.



TRIS SPEAKER

9.11.1918

The Red Sox clinched the 1918 World Series with a 2-1, Game Six victory over the Chicago Cubs. This was the last championship-clinching victory won by the Red Sox at Fenway Park until Game 6 of the 2013 Series.

6.12.1916

RHP George Foster threw the first no-hitter by a Red Sox pitcher at Fenway Park, leading the Red Sox to a 2-0 win over the New York Yankees. Fenway Park's first no-hitter was thrown by the Boston Braves' George Davis in a 7-0 victory over Philadelphia on September 9, 1914.

1912

OTHER FENWAY EVENTS


11.28.1912

Boston Latin defeated Boston English 7-6 in Fenway Park's first high school football game. Two days later, Oak Park (IL) High School beat Everett (MA) High School 32-12 in the National High School Championship Game. Over the next few decades, several high school football games were played at the park.

10.31.1914

Boston College and Norwich University competed in Fenway Park's first college football game with BC winning 28-6. The Eagles used the park as a frequent home venue through the 1950s.

BOSTON UNIVERSITY AT FENWAY PARK



5.23.1915

In memory of American military members killed in the Spanish-American War, a memorial service was held at Fenway Park with 15,000 in attendance. A memorial service was regularly held at the park over the next few decades.

1914

1918

FENWAY PARK CONSTRUCTION

6.24.1911

Representing his family, John Taylor announced their intention to build Fenway Park. Prior to the 1912 season, the Red Sox played their home games at the Huntington Avenue Grounds, now part of the campus of Northeastern University.



9.24.1911

The groundbreaking occurred for the new ballpark.


5.8.1926

In the first Fenway Park fire, the bleachers along the left-field foul line burned down and were not replaced, giving fielders the chance to snare foul flies behind the third base grandstand.

1918

7.3.1932

The Sox were hammered by the Yankees 13-2 in the first Sunday game at Fenway Park. Sunday baseball was approved in Boston three years earlier, but not at Fenway due to its proximity to a church. The Sox played their Sunday games at Braves Field on Commonwealth Avenue until the law was changed. They actually played the first Boston Sunday game, a 7-3 loss to Philadelphia, at Braves Field, April 28, 1929 in front of 22,000 fans.



TED WILLIAMS

1932



11.14.1925

Boston University played its first football game at Fenway Park, a 14-6 victory over Providence College. BU played occasional home games at Fenway Park through the mid-20th century.

1941

1.5.1934

A five-alarm, four-hour blaze, the second Fenway Park fire, virtually destroyed the construction underway by new owner Thomas A. Yawkey to refurbish the park. Following the fire, construction began on a new left-field grandstand, the bleachers, and the new left field wall.

1936

A 23-foot tall screen was installed above the left field wall. The screen would remain until the Green Monster Seats were constructed in 2003.

9.22.1935

The largest crowd to ever see a game at Fenway Park – 47,627 – turned out for a double-header with the Yankees. Crowds of this size will never be equaled under Fenway Park's current dimensions. More stringent fire laws and league rules after World War II prohibited overcrowding that was permitted in the 1930's.

1940

Bullpens were constructed in front of the bleachers replacing the old bullpen areas in the outfield foul territory beyond the dugouts. Tom Yawkey replaced the right field pavilion section he built in 1934 with an extension of the grandstand, reducing the distance to the right field foul pole to 302 feet.

1934

1940

Fenway Park History: 1942-2001

RED SOX BASEBALL AT FENWAY

6.9.1946

Ted Williams hit a monumental 502-foot home run to right field off Detroit right-hander Fred Hutchinson. The ball landed on top of the straw hat of Joseph A. Boucher, a 56-year-old construction engineer from Albany, NY who was sitting in Section 42, Row 37, Seat 21. "The sun was right in our eyes," he said. "All we could do was duck. I'm glad I didn't stand up. They say it bounced a dozen rows higher, but after it hit my head, I was no longer interested." At that time the bleachers were actual bleachers and not individual seats.

7.9.1946

The Red Sox hosted their first All-Star Game at Fenway Park, a 12-0 American League win. Eight Red Sox were on the All-Star team, but Ted Williams stole the show, going 4-for-4 with two homers, a walk, five RBI and four runs scored.

7.31.1961

Fenway Park was the site of the second All-Star Game played in 1961. The game ended in a 1-1 tie, called after nine innings and a 30-minute rain delay.

10.4.1948

The first playoff game in AL history took place at Fenway, and Cleveland rookie left-hander Gene Bearden beat the Red Sox 8-3. Shortstop-Manager Lou Boudreau led the Indians with two homers and two singles. The defeat prevented the only cross-town World Series in Boston history. Cleveland went on to beat the Boston Braves 4-2 in the World Series.

1946

OTHER FENWAY EVENTS

11.4.1944

Just three days before being elected to an unprecedented fourth term in the Oval Office, President Franklin D. Roosevelt delivered the final speech of his political career at Fenway Park before more than 40,000 supporters. Republican presidential nominee Barry Goldwater and Democratic presidential candidate Eugene McCarthy also gave speeches at Fenway Park in 1964 and 1968, respectively.



7.29.1954

Fenway Park's first basketball game took place as the Harlem Globetrotters defeated the George Mikan United States All-Stars, 61-41.

1960

FENWAY PARK CONSTRUCTION

1947

Green paint replaced advertisements covering the left field wall. No more Calvert Owl ("Be wise"), Gem Blades ("Avoid 5 o'clock shadow"), Lifebuoy ("The Red Sox use it") and Vimms ("Get that Vimms feeling").

1976

Fenway Park's first message board in center field was part of a construction project that included a rebuilding of the left field wall as well as a new enclosed press box. Starting in 1976, National League scores were shown only on the new message board. They returned to the left field scoreboard in 2003.

6.13.1947

The Red Sox defeated the White Sox 5-3 in Fenway Park's first night game. The Red Sox were the third-to-last of the 16 Major League clubs to add lights to the playing field.

1947

1976

6.26.1962

Red Sox RHP Earl Wilson no-hit the Los Angeles Angels in a 2-0 Boston win, becoming the first African-American to throw a no-hitter in the American League.



10.21.1975

The first AL World Series night game was played at Fenway Park, and it was a classic. The memorable Game 6, delayed three days by rain, lasted 4:01. The Red Sox tied the game at 6-6 in the last of the eighth on Bernie Carbo's three-run, pinch-hit homer with two outs, taking the win with Carlton Fisk's oft-replayed home run off Pat Darcy leading off the last of the 12th.



10.1.1967

On the final day of the regular season, the "Impossible Dream" Red Sox clinched the American League pennant with a 5-3 victory over Minnesota. The Red Sox would fall in seven games to the St. Louis Cardinals in the World Series.

1967

10.2.1978

After finishing the season with identical records, the Red Sox and New York Yankees played the second playoff game of its kind in American League history at Fenway Park. On the strength of Bucky Dent's three-run, 7th inning homer, the Yankees defeated the Red Sox 5-4 to capture the AL East Division crown.

4.29.1986

RHP Roger Clemens struck out a Major League, single-game record 20 batters in a 3-1 victory over the Seattle Mariners. Clemens earned AL MVP and Cy Young honors, leading the Red Sox to the 1986 World Series where they lost to the New York Mets in seven games.

7.13.1999

The Red Sox hosted their third All-Star Game, a 4-1 AL win. For the first time in history, the All-Star Game was a three-day event featuring a celebrity hitting contest, a Futures game, and a home run derby.

9.8.1963

The AFL's Boston Patriots downed the Oakland Raiders, 20-14, kicking off a six-year stay at Fenway Park. The Boston Shamrocks, Boston Redskins, and Boston Yanks also played professional football games at the park.



FENWAY PARK 1967


7.27-28.1973

The Newport-New England Jazz Festival brought Ray Charles, Stevie Wonder, B.B. King, and many other famous musicians to play at Fenway Park.

7.8.1968

Legendary soccer player Pelé led his Santos FC team to a 7-1 victory over the Boston Beacons. Occasional soccer matches also took place at the park in the 1920s and 1930s.

1978



FENWAY PARK 1975

1988-1989

The 600 Club, a glass-enclosed section of 606 stadium club seats, was added on the roof behind home plate. New broadcast booths and the press box were relocated on top of the 600 Club. In 2002, the club was renamed the .406 Club in honor of the late Ted Williams, who passed away earlier that year.

1982-1983

Private suites were built atop the left and right field stands.

1989

Fenway Park History: 2002-2020

RED SOX BASEBALL AT FENWAY

10.17.2004

With the Red Sox down to their last three outs in the 2004 ALCS, pinch-runner Dave Roberts stole second base off Yankees closer Mariano Rivera and set up a game-tying RBI by third baseman Bill Mueller. The game ended on a David Ortiz walk-off home run in the 12th inning.



DAVE ROBERTS

4.11.2005

The defending champions received their World Series rings prior to the home opener against the Yankees. Led by Johnny Pesky and Carl Yastrzemski, former players who had longed for such a day helped the active players raise the World Championship flag. James Taylor sang "America the Beautiful," the Boston Symphony and Boston Pops played "The Star-Spangled Banner," and wounded soldiers back from war presented the rings. Boston icons Bobby Orr, Bill Russell, Tedy Bruschi and Richard Seymour threw the Ceremonial First Pitches. And, in fitting style, the Red Sox beat the Yankees.

10.27.2004

86 years of heartache were erased with a 3-0 win in St. Louis, as the Red Sox completed a sweep of the 100th World Series for their first World Championship since 1918. Beginning at Fenway Park, a "rolling rally" parade was held three days later when the team returned to Boston.

9.1.2007

Clay Buchholz became the first Red Sox rookie to ever pitch a no-hitter, blanking the Baltimore Orioles 10-0.

5.19.2008

Jon Lester threw the first no-hitter of 2008 in a 7-0 win vs. Kansas City. He became the fourth lefty ever to throw a no-hitter at Fenway Park.

2007

OTHER FENWAY EVENTS

9.6-7.2003

Bruce Springsteen and the E Street Band performed the first concerts at Fenway Park in three decades, beginning a series of concerts the park has held in recent years. See page 5 for a complete list of concerts at Fenway Park.



2010 WINTER CLASSIC

9.17.2008

More than 3,000 new citizens were sworn in as Fenway Park hosted its first naturalization ceremony. The park also hosted a naturalization ceremony in 2010, the largest such ceremony ever held.

1.1.2010

On New Year's Day, the NHL's Boston Bruins won the 2010 Winter Classic beating the Philadelphia Flyers in a 2-1 overtime victory.

7.21.2010

42 years after Fenway Park's last soccer match, Celtic F.C. beat Sporting Lisbon, 2-1.

7.25.2012

Soccer fans from around the world turned out for a pre-season friendly at Fenway Park between Liverpool F.C. and A.S. Roma, with Roma ultimately prevailing by a 2-1 score. Roma won again, 1-0, when Fenway Park hosted a rematch on July 23, 2014.

WINTER 2011-12

An ice rink once again topped the Fenway Park tundra as several college and high school teams played at "Frozen Fenway," while open-public skating was also offered to Boston residents. "Frozen Fenway" returned during Winter 2013-14 and 2016-17.

2008

FENWAY PARK CONSTRUCTION

INSTALLING GREEN MONSTER SEATS



4.2002

Two rows of "dugout" seats debuted, along with a media interview room, players lounge and expanded family lounge. With these changes, a ten-year cycle of major, annual improvements to Fenway Park began.

2003

Among many additions, Green Monster seats debuted above the left-field wall.

3.25.2005

The Red Sox announced a long-term commitment to remain at Fenway Park, "America's Most Beloved Ballpark," and the oldest park in the Major Leagues. A comprehensive plan for a complete renovation was submitted to the City of Boston Landmarks Commission, the Massachusetts Historic Commission, and the National Park Service.

2012

"Fenway Park: A Living Museum," a collection of 100 plaques, historical markers, and displays debuted throughout the ballpark in early 2012, as part of an effort to help educate guests about Fenway's wide-ranging history.

2002

2012

4.19.2012

In perhaps the highest-attended event in Fenway Park history, the Red Sox welcomed nearly 55,000 fans to the storied ballpark for a free Open House on the eve of its official centennial.



4.20.2012

Over 200 Red Sox alumni returned to Fenway Park 100 years to the date of first Red Sox game at the ballpark. This reunion served as a major highlight of the season-long, 100th Anniversary celebration of Fenway Park. The Red Sox and Yankees battled it out in throwback uniforms, a re-enactment of the franchise's Fenway opener in 1912.



10.30.2013

Boston's 6-1 win over St. Louis in Game 6 secured the franchise's eighth World Series title, and third in ten years. It was the Red Sox' first clinching World Series win at Fenway Park since the 1918 team won it all 95 years prior.



9.30.2018

The Red Sox closed out their 2018 regular season with a 10-2 win over the Yankees. Boston's 108 wins were 3 more than the previous franchise best, established 106 years prior in 1912 (105).



10.10.2016

Boston's season ended with a 4-3 loss to Cleveland in the ALDS, but the largest postseason crowd in Fenway's history (39,530) stayed long after the final out to give David Ortiz a proper sendoff in his final game as a player.

2013



FALL 2015

Fenway Park donned football goalposts for the first time since 1968, playing host to the Shamrock Series, a 19-16 Notre Dame win over Boston College, as well as Thanksgiving high school games. The same week, Galway defeated Dublin in the first hurling match at Fenway since 1954.



AIG FENWAY HURLING CLASSIC

2.8-9.2019

Boston experienced an exhilarating sport unlike any other as ice cross downhill made its stadium debut at Fenway Park for Red Bull Crashed Ice.



BIG AIR AT FENWAY

9.1-2.2017

Lady Gaga made her Fenway Park debut as part of her *Joanne World Tour*, becoming the first female to headline a concert at the venue.

2.11-12.2016

An incredible 140-foot snow ramp, taller than the light towers, stood as the centerpiece of "Big Air at Fenway," a two-day snowboarding and freeskiing event.

2019

2016

The State Street Pavilion level was extended to accommodate 265 new seats in the Right Field Pavilion Reserved and Left Field Pavilion Reserved sections.



JIM BEAM DUGOUT

2018

The Jim Beam Dugout, a new field-level group seating area situated beyond the Red Sox dugout on the first base line, was built to give fans a view similar to the players by recreating the dugout experience with bats, helmets, and even a giant Gatorade cooler. As part of a new partnership with Samuel Adams, the Official Beer of the Boston Red Sox, the Right Field Roof Deck was refreshed and rebranded as the "Sam Deck."

2017

The Red Sox made several new improvements for the 2017 season, including the addition of two rows of dugout seats, a new video board on the right-field roof deck, the restoration of Pesky Pole, and a removable bullpen wall that allows Fenway to better adapt to non-baseball events.



2016

Ownership History

- 1901-02** Charles W. Somers of Ohio was one of the founders and financiers of the new American League who also owned the Cleveland team and made his fortune in the lumber and coal business.
- 1903-04** Henry J. Killilea was a Milwaukee lawyer and expert on baseball law who played an important role in the negotiations that ended the National League-American League war in early 1903.
- 1904-11** John I. Taylor was an avid sportsman and son of the owner, publisher and editor of *The Boston Globe*. He changed the team's nickname to "Red Sox" in 1907 and oversaw the land acquisition and construction of Fenway Park, which opened in 1912.
- 1912-13** James R. McAleer was a National League outfielder during the 1890s who came out of retirement to help form the new American League's St. Louis franchise in 1901 as a player-manager. In December 1911, he bought 50 percent of the Red Sox from Taylor and was named club president.
- 1914-16** Joseph J. Lannin was a Canadian-born hotel and real estate tycoon in New York and Boston. He was a zealous baseball fan with a minority share in the National League Boston Braves before he purchased McAleer's 50 percent controlling interest in the Red Sox in early 1914.
- 1917-23** Harry H. Frazee was a long-time flamboyant baseball fan who was born in Peoria, IL. He became successful in real estate management and stock brokerage and as a Broadway theatrical producer. He purchased the Red Sox in late 1916 from Lannin in a deal that included Fenway Park.
- 1923-33** J.A. Robert Quinn was a career baseball executive who was business manager of the St. Louis Browns prior to putting together a syndicate that purchased the Red Sox from Frazee on August 1, 1923. He was appointed team president and presiding owner.
- 1933** Thomas A. Yawkey was a New York entrepreneur who bought the team on February 25, 4 days after his 30th birthday, and placed the club in a Trust.
- 7/9/1976** Tom Yawkey died, leaving his widow, Jean, as the primary beneficiary.
- 1978** The Yawkey Estate sold the team to a partnership including Jean R. Yawkey, Edward G. (Buddy) LeRoux, Jr. and Haywood C. Sullivan. The sale was approved by the American League on May 23.
- 1981** Jean R. Yawkey moved to Boston, established the Jean R. Yawkey Trust, and transferred team ownership interests to it. She appointed John L. Harrington as co-Trustee.
- 1987** The Jean R. Yawkey Trust bought out Edward G. (Buddy) LeRoux, Jr., giving it 2 out of 3 General Partner votes.
- 1992** Jean R. Yawkey died in February and the Jean R. Yawkey Trust continued with John Harrington as Trustee with sole authority over Red Sox matters.
- 1993** The Jean R. Yawkey Trust bought out Haywood C. Sullivan's 1 General Partnership unit, giving it all 3 General Partnership units of the Red Sox, along with the three Red Sox limited partnership units previously acquired (53.49%).
- 2002** The Jean R. Yawkey Trust sold the club to a group led by John W. Henry, Tom Werner and Larry Lucchino on December 20, 2001. The sale was approved by Major League Baseball on January 16 and closed on February 27.

Managerial History

	*G	W	L	T	PCT.	YEARS
Baker, Del	7	2	5		.286	1960
Barrow, Ed	418	213	203	2	.512	1918-20
Barry, Jack	157	90	62	5	.592	1917
Boudreau, Lou	463	229	232	2	.497	1952-54
Carrigan, Bill	1,003	489	500	14	.494	1913-16; '27-29
Chance, Frank	154	61	91	2	.401	1923
Collins, Jimmy	842	455	376	11	.548	1901-06
Collins, J. "Shano"	208	73	134	1	.353	1931-32
Cora, Alex	324	192	132		.593	2018-19
Cronin, Joe	2,007	1071	916	20	.539	1935-47
Donovan, Patsy	311	159	147	5	.520	1910-11
Duffy, Hugh	308	136	172		.442	1921-22
Farrell, John	810	432	378		.533	2013-17
Fohl, Lee	463	160	299	3	.349	1924-26
Francona, Terry	1,296	744	552		.574	2004-11
Harris, Bucky	153	76	76	1	.500	1934
Herman, Billy	310	128	182		.413	1964-66
Higgins, Mike	1,119	560	556	3	.502	1955-59; '60-62
Hobson, Butch	439	207	232		.472	1992-94
Houk, Ralph	594	312	282		.525	1981-84
Huff, George	8	2	6		.250	1907
Johnson, Darrell	408	220	188		.539	1974-76
Jurges, Billy	122	59	63		.484	1959-60
Kasko, Eddie	640	345	295		.539	1970-73
Kennedy, Kevin	306	171	135		.559	1995-96
Kerrigan, Joe	43	17	26		.395	2001
Lake, Fred	192	110	80	2	.579	1908-09
Little, Grady	324	188	136		.580	2002-03
McCarthy, Joe	369	223	145	1	.606	1948-50
McGuire, Deacon	227	98	123	6	.443	1907-08
McManus, Marty	248	95	153		.383	1932-33
McNamara, John	571	297	273	1	.521	1985-88
Morgan, Joe	563	301	262		.535	1988-91
O'Neill, Steve	249	150	99		.602	1950-51
Pesky, Johnny	326	147	179		.451	1963-64; '80
Popowski, Eddie	10	6	4		.600	1969, '73
Runnels, Pete	16	8	8		.500	1966
Stahl, C. "Chick"	40	14	26		.350	1906
Stahl, Jake	235	144	88	3	.621	1912-13
Unglaub, Bob	29	9	20		.310	1907
Valentine, Bobby	162	69	93		.426	2012
Wagner, C. "Heinie"	154	52	102		.338	1930
Williams, Dick	477	260	217		.545	1967-69
Williams, Jimy	766	414	352		.540	1997-2001
York, Rudy	1	0	1		.000	1959
Young, Cy	6	3	3		.500	1907
Zimmer, Don	715	411	304		.575	1976-80
TOTALS	18,593	9,602	8,908	82	.519	1901-2019

NOTE: The W-L-T columns total 1 game less than the 18,593 game total reflected above as a result of a protested game and a major league ruling. On 7/28/1924 the Red Sox played a 10-inning game vs. STL, a supposed 10-5 win. St. Louis protested the game and AL President Ban Johnson ordered the game replayed on 9/13 as the 2nd game of a doubleheader. The game of 7/28 was discounted and Red Sox Manager Lee Fohl and the STL manager were credited with a no decision. The Red Sox won the replay of the protested game 13-11.

Beginning with the 1920 season, the major league rule states: "If a protested game of at least 5 innings duration was ordered replayed in its entirety, then no win or loss is credited, but both managers are credited with a no-decision game."

All-Time Roster

1,810 players have appeared in at least 1 game for the Red Sox since the team joined the American League in 1901. (**Bold-faced** = living through 1/31/20)

A (56)

Aardsma, David, rhp - 2008
Aase, Don, rhp - 1977
Abad, Andy, of-1b - 2003
Abad, Fernando, lhp - 2016-17
Aceves, Alfredo, rhp - 2011-13
Adair, Jerry, inf - 1967-68
Adams, Bob, rhp - 1925
Adams, Terry, rhp - 2004
Adkins, Doc, rhp - 1902
Agbayani, Benny, of - 2002
Agganis, Harry, 1b - 1954-55
Agnew, Sam, c - 1916-18
Aguilera, Rick, rhp - 1995
Albers, Matt, rhp - 2011-12
Alcantara, Israel, of - 2000-01
Alexander, Dale, 1b - 1932-33
Alexander, Manny, inf - 2000
Alicea, Luis, 2b - 1995
Allenston, Gary, c - 1979-84
Almada, Mel, of - 1933-37
Almonte, Hector, rhp - 2003
Altrock, Nick, lhp - 1902-03
Alvarado, Luis, inf - 1968-70
Alvarez, Abe, lhp - 2004-06
Andersen, Larry, rhp - 1990
Anderson, Brady, of - 1988
Anderson, Brian, of - 2009
Anderson, Fred, rhp - 1909, '13
Anderson, Jimmy, lhp - 2004
Anderson, Lars, 1b - 2010-12
Andres, Ernie, 3b - 1946
Andrew, Kim, 2b - 1975
Andrews, Ivy, rhp - 1932-33
Andrews, Mike, 2b - 1966-70
Andrews, Shane, inf - 2002
Aparicio, Luis, ss - 1971-73
Aponte, Luis, rhp - 1980-83
Arellanes, Frank, rhp - 1908-10
Armas, Tony, cf - 1983-86
Armbruster, Charley, c - 1905-07
Aro, Jonathan, rhp - 2015
Arroyo, Rolando, rhp - 2000-02
Arroyo, Bronson, rhp - 2003-05
Asbjornson, Asby, c - 1928-29
Ashley, Billy, lf - 1998
Aspromonte, Ken, 2b - 1957-58
Astacio, Pedro, rhp - 2004
Atchison, Scott, rhp - 2010-12
Atkins, Jim, rhp - 1950, '52
Auker, Elden, rhp - 1939
Aulds, Doyle, c - 1947
Avery, Steve, lhp - 1997-98
Avila, Bobby, 2b - 1959
Aviles, Mike, inf - 2011-12
Aviles, Ramon, inf - 1977
Azcue, Joe, c - 1969

B (162)

Badenhop, Burke, rhp - 2014
Bader, Lore, rhp - 1917-18
Baerga, Carlos, 2b-3b - 2002
Bagby, Jr., Jim, rhp - 1938-40, '46
Bailey, Andrew, rhp - 2012-13
Bailey, Bob, inf-of - 1977-78
Bailey, Cory, rhp - 1993-94
Bailey, Gene, of - 1920
Bailey, Jeff, 1b-of - 2008-09
Baker, Al, rhp - 1938
Baker, Floyd, inf - 1953-54
Baker, Jack, 1b - 1976-77
Baker, Tracy, 1b - 1911
Baldelli, Rocco, of - 2009
Ball, Neal, inf - 1912-13
Bankhead, Scott, rhp - 1993-94
Banks, Willie, rhp - 2001-02

Barbare, Walter, 3b - 1918
Barberich, Frank, rhp - 1910
Bard, Daniel, rhp - 2009-13
Bard, Josh, c - 2006
Bark, Brian, lhp - 1995
Barkley, Brian, lhp - 1998
Barna, Babe, of - 1943
Barnes, Matt, rhp - 2014-19
Barr, Steve, lhp - 1974-75
Barrett, Bill, of - 1929-30
Barrett, Bob, 3b - 1929
Barrett, Frank, rhp - 1944-45
Barrett, Jimmy, lf - 1907-08
Barrett, Marty, 2b - 1982-90
Barrett, Tommy, 2b - 1992
Barry, Ed, lhp - 1905-07
Barry, Jack, ss-2b - 1915-17, '19
Bates, Aaron, inf - 2009
Batts, Matt, c - 1947-51
Baumann, Frank, lhp - 1955-59
Bay, Jason, lf - 2008-09
Baylor, Don, dh-of - 1986-87
Bayne, Bill, lhp - 1929-30
Beato Pedro, rhp - 2012-13
Beck, Rod, rhp - 1999-2001
Beckett, Josh, rhp - 2006-12
Bedard, Erik, lhp - 2011
Bedient, Hugh, rhp - 1912-14
Beeks, Jalen, lhp - 2018
Belinda, Stan, rhp - 1995-96
Bel, Gary, rhp - 1967-68
Bell, Juan, 3b - 1995
Bellhorn, Mark, 2b - 2004-05
Beltré, Adrián, 3b - 2010
Beltre, Esteban, inf - 1996
Benintendi, Andrew, of - 2016-19
Beniquez, Juan, ss-lf - 1971-72, '74-75
Benjamin, Mike, inf - 1997-98
Bennett, Dennis, lhp - 1965-67
Bennett, Frank, rhp - 1927-28
Benton, Al, rhp - 1952
Benzing, Todd, of-1b - 1987-88
Berberet, Lou, c - 1958
Berg, Moe, c - 1935-39
Berg, Boze, inf - 1939
Berry, Charley, c - 1928-32
Berry, Quintin, of - 2013
Berry, Sean, 3b - 2000
Berryhill, Damon, c - 1994
Betts, Mookie, of-inf - 2014-19
Bevan, Hal, 3b - 1952
Beville, Ben, rhp - 1901
Bianchi, Jeff, inf - 2015
Bichette, Dante, dh-of - 2000-01
Bigelow, Elliott, of - 1929
Billingham, Jack, rhp - 1980
Bird, Doug, rhp - 1983
Bischoff, John, c - 1925-26
Bishop, Max, inf - 1934-35
Black, Dave, lhp - 1923
Blackwell, Tim, c - 1974-75
Blethen, Clarence, rhp - 1923
Blosser, Greg, of - 1993-94
Bluhm, Red, ph - 1918
Boddicker, Mike, rhp - 1988-90
Boerner, Larry, rhp - 1932
Bogaerts, Xander, ss - 2013-19
Boggs, Wade, 3b - 1982-92
Bolin, Bob, rhp - 1970-73
Bolling, Milt, inf - 1952-57
Bolton, Tom, lhp - 1987-92
Bonser, Boof, rhp - 2010
Boone, Ike, rf - 1923-25
Boone, Ray, 1b - 1960
Borland, Toby, rhp - 1997
Borland, Tom, lhp - 1960-61

Boudreau, Lou, ss - 1951-52
Bowden, Michael, rhp - 2008-12
Bowen, Sam, of - 1977-78, '80
Bowers, Stew, rhp - 1935-37
Bowman, Joe, rhp - 1944-45
Bowsfield, Ted, lhp - 1958-60
Boyd, Dennis, rhp - 1982-89
Boyer, Blaine, rhp - 2017
Bradford, Chad, rhp - 2005
Bradley, Herb, rhp - 1927-29
Bradley, Hugh, 1b - 1910-12
Bradley Jr., Jackie, of - 2013-19
Brady, Cliff, 2b - 1920
Brady, King, rhp - 1908
Bragg, Darren, of - 1996-98
Brandenburg, Mark, rhp - 1996-97
Brandon, Darrell, rhp - 1966-68
Brasier, Ryan, rhp - 2018-19
Bratschi, Fred, of - 1926-27
Brentz, Bryce, of - 2014, '16
Breslow, Craig, lhp - 2006, '12-15
Bressoud, Ed, ss - 1962-65
Brett, Ken, lhp - 1967, 1969-71
Brewer, Colten, rhp - 2019
Brewer, Tom, rhp - 1954-61
Brickner, Ralph, rhp - 1952
Brillheart, Jim, lhp - 1931
Britton, Drake, lhp - 2013-14
Brodowski, Dick, rhp - 1952, '55
Brogna, Rico, 1b - 2000
Brohame, Jack, inf - 1978-80
Brown, Adrian, of - 2003
Brown, Corey, of - 2014
Brown, Dusty, c - 2009-10
Brown, Hal, rhp - 1953-55
Brown, Jamie, rhp - 2004
Brown, Kevin, c - 2002
Brown, Lloyd, lhp - 1933
Brown, Mace, rhp - 1942-43, '46
Brown, Mike, rhp - 1982-86
Brunley, Mike, inf - 1991-92
Brunsky, Tom, rf - 1990-92, '94
Bucher, Jim, inf - 1944-45
Buchholz, Clay, rhp - 2007-16
Buckner, Bill, 1b - 1984-87, '90
Buddin, Don, ss - 1956, '58-61
Buford, Damon, of - 1998-99
Bullinger, Kirk, rhp - 1999
Burchell, Fred, lhp - 1907-09
Burda, Bob, 1b - 1972
Burgmeier, Tom, lhp - 1978-82
Burrket, Jesse, lhp - 1905
Burkett, John, rhp - 2002-03
Burkhardt, Morgan, dh-1b - 2000-01
Burks, Ellis, cf - 1987-92, '04
Burleson, Rick, ss - 1974-80
Burns, George, 1b - 1922-23
Burns, Mike, rhp - 2006
Burton, Jim, lhp - 1975, '77
Busby, Jim, of - 1959-60
Bush, Joe, rhp - 1918-21
Bushelman, Jack, rhp - 1911-12
Bushey, Frank, rhp - 1927, '30
Butland, Bill, rhp - 1940, '42, '46-47
Butler, Dan, c - 2014, '18
Byerly, Bud, rhp - 1958
Byrd, Jim, inf - 1993
Byrd, Marlon, of - 2012
Byrd, Paul, rhp - 2008-09

C (141)

Cabrera, Fernando, rhp - 2009-10
Cabrera, Orlando, ss - 2004
Cady, Hick, c - 1912-17
Calderon, Ivan, of - 1993
Caldwell, Earl, rhp - 1948

Caldwell, Ray, rhp - 1919
 Camilli, Dolf, 1b - 1945
Cameron, Mike, of - 2010-11
Campbell, Bill, rhp - 1977-81
 Campbell, Paul, 1b - 1941-42, '46
Canseco, Jose, dh-of - 1995-96
Capuano, Chris, lhp - 2014
Carbo, Bernie, of - 1974-78
 Carey, Tom, inf - 1939-42, '46
 Carlisle, Walter, of - 1908
 Carlstrom, Swede, ss - 1911
 Carlyle, Cleo, of - 1927
 Carlyle, Roy, of - 1925-26
Carp, Mike, 1b-of - 2013-14
Carpenter, Chris, rhp - 2012
Carrasco, Hector, rhp - 2000
 Carrigan, Bill, c - 1906, '08-16
 Carroll, Ed, rhp - 1929
Carter, Chris, of - 2008-09
 Casale, Jerry, rhp - 1958-60
 Cascarella, Joe, rhp - 1935-36
Casey, Sean, 1b-dh - 2008
Cash, Kevin, c - 2007-08, '10
Cashner, Andrew, rhp - 2019
Cassidy, Scott, rhp - 2005
Castillo, Carlos, rhp - 2001
 Castillo, Frank, rhp - 2001-02, '04
Castillo, Rusney, of - 2014-16
Cater, Danny, 1b-of - 1972-74
Cecchini, Garin, 3b - 2014-15
 Cecil, Rex, rhp - 1944-45
Centeno, Juan, c - 2019
Cepeda, Orlando, dh - 1973
Cerone, Rick, c - 1988-89
Cespedes, Yoenis, of - 2014
Chacin, Jhoulys, rhp - 2019
 Chadbourne, Chet, inf-of - 1906-07
 Chakales, Bob, rhp - 1957
Chamberlain, Wes, rf - 1994-95
 Chaney, Esty, rhp - 1913
 Chaplin, Ed, c - 1920-22
 Chapman, Ben, of - 1937-38
Charton, Pete, rhp - 1964
 Chase, Ken, lhp - 1942-43
Chavis, Michael, inf - 2019
 Chech, Charley, rhp - 1909
Checo, Robinson, rhp - 1997-98
Chen, Bruce, lhp - 2003
 Chesbro, Jack, rhp - 1909
Chittum, Nels, rhp - 1959-60
Cho, Jin Ho, rhp - 1998-99
Christopher, Joe, of - 1966
 Christopher, Lloyd, of - 1945
 Cicero, Joe, of - 1929-30
 Cicotte, Ed, rhp - 1908-12
Ciriaco, Pedro, inf - 2012-13
Cisco, Galen, rhp - 1961-62, '67
 Cissell, Bill, 2b - 1934
 Clark, Danny, 3b - 1924
Clark, Jack, 1b-dh - 1991-92
 Clark, Otey, rhp - 1945
Clark, Phil, of - 1996
Clark, Tony, 1b - 2002
Clayton, Royce, inf - 2007
Clear, Mark, rhp - 1981-85
Clemens, Roger, rhp - 1984-96
Clement, Matt, rhp - 2005-06
 Clemons, Lance, lhp - 1974
Cleveland, Reggie, rhp - 1974-78
 Clevenger, Tex, rhp - 1954
 Clinton, Lu, rf - 1960-64
 Clowers, Bill, lhp - 1926
 Cochran, George, 3b - 1918
Coello, Robert, rhp - 2010
 Coffey, Jack, 3b - 1918
Cole, Jr., Alex, of - 1996
Coleman, Dave, of - 1977
Coleman, Michael, of - 1997, '99
Collier, Lou, inf-of - 2003
 Collins, Jimmy, 3b - 1901-07
 Collins, Ray, lhp - 1909-15

Collins, Rip, rhp - 1922
 Collins, Shano, of - 1921-25
Colon, Bartolo, rhp - 2008
 Combs, Merrill, 3b - 1947, 1949-50
 Comstock, Ralph, rhp - 1915
Cone, David, rhp - 2001
 Congalton, Bunk, rf - 1907
Conigliaro, Billy, of - 1969-71
 Conigliaro, Tony, rf - 1964-67, '69-70, '75
 Conley, Gene, rhp - 1961-63
 Connolly, Bud, inf - 1925
 Connolly, Sr., Ed, c - 1929-32
 Connolly, Jr., Ed, lhp - 1964
 Connolly, Joe, of - 1924
 Conroy, Bill, c - 1942-44
 Consolo, Billy, inf - 1953-59
Cook, Aaron rhp - 2012
Cook, Ryan, rhp - 2015
 Cooke, Dusty, of - 1933-36
 Cooney, Jimmy, 2b - 1917
Cooper, Cecil, 1b - 1971-76
 Cooper, Guy, rhp - 1914-15
Cooper, Scott, 3b - 1990-94
Cora, Alex, inf - 2005-08
Cordero, Wilfredo, of - 1996-97
Corey, Bryan, rhp - 2006-08
Cormier, Rhaal, lhp - 1995, '99-00
Correll, Vic, c - 1972
Corsi, Jim, rhp - 1997-99
 Coughtry, Marlan, 2b - 1960
 Coumbe, Fritz, lhp - 1914
Cox, Ted, dh - 1977
Craig, Allen, of-1b, 2014-15
 Cramer, Doc, of - 1936-40
 Cravath, Gavvy, of - 1908
Crawford, Carl, lf - 2011-12
Crawford, Paxton, rhp - 2000-01
Crawford, Steve, rhp - 1980-82, '84-87
 Creeden, Pat, 2b - 1931
 Cremins, Bob, lhp - 1927
Crespo, Cesar, inf-of - 2004
 Criger, Lou, c - 1901-08
Crisp, Coco, cf - 2006-08
 Cronin, Joe, ss - 1935-45
Crouch, Zach, lhp - 1988
Croushore, Rick, rhp - 2000
Cruz, Jr., Jose, of - 2005
Cuevas, William, rhp - 2016, '18
 Culberson, Leon, of - 1943-47
Culp, Ray, rhp - 1968-73
Cummings, Midre, of - 1998, '00
 Cuppy, Nig, rhp - 1901
Curry, Steve, rhp - 1988
Curtis, John, lhp - 1970-73
Cuyler, Milt, of - 1996

D (78)

Dahlgren, Babe, 1b - 1935-36
Daley, Pete, c - 1955-59
 Dallessandro, Dom, of - 1937
Damon, Johnny, cf - 2002-05
 Danzig, Babe, 1b - 1909
d'Arnaud, Chase, inf-of - 2017
Darwin, Bobby, rhp - 1976-77
Darwin, Danny, rhp - 1991-94
Daubach, Brian, 1b-dh - 1999-02, '04
 Daughters, Bob, pr - 1937
Davis, Rajai, of - 2017
Dawson, Andre, of-dh - 1993-94
 Deal, Cot, rhp - 1947-48
De Aza, Alejandro, of - 2015
Deer, Rob, rf - 1993
 Deininger, Pep, lhp - 1902
De Jesus, Ivan, inf - 2012
De La Rosa, Rubby, rhp - 2013-14
De La Torre, Jose, rhp - 2013
Delcarmen, Manny, rhp - 2005-10
Delgado, Alex, inf - 1996
Delock, Ike, rhp - 1952-53, '55-63
Demeter, Don, of - 1966-67
Dempster, Ryan, rhp - 2013

Denman, Brian, rhp - 1982

Dente, Sam, 3b - 1947
 Derrick, Mike, of - 1970
 Desautels, Gene, c - 1937-40
 Deutsch, Mel, rhp - 1946
Devers, Rafael, 3b - 2017-19
 Devine, Mickey, c - 1920
 Deviney, Hal, rhp - 1920
 De Vormer, Al, c - 1923
 Diaz, Bo, c - 1977
Diaz, Jonathan, inf - 2013
Diaz, Juan, 1b-dh - 2002
 Dickey, George, c - 1935-36
 Dickman, Emerson, rhp - 1936, '38-41
Didier, Bob, c - 1974
Dillard, Steve, inf - 1975-77
 DiMaggio, Dom, cf - 1940-42, '46-53
DiNardo, Lenny, lhp - 2004-06
 Dinneen, Bill, rhp - 1902-07
 DiPietro, Bob, of - 1951
 Dobson, Ray, lhp - 1929
 Doherty, John, rhp - 1941-43, '46-50, '54
 Dodge, Sam, rhp - 1921-22
Dodson, Pat, 1b - 1986-88
 Doerr, Bobby, 2b - 1937-44, '46-51
Doherly, John, rhp - 1996
Dominique, Andy, c - 2004
 Donahue, John, of - 1923
 Donahue, Pat, c - 1908-10
Donnelly, Brendan, rhp - 2007
Donnels, Chris, inf - 1995
 Donohue, Pete, rhp - 1932
Dopson, John, rhp - 1989-93
 Doran, Tom, c - 1904-06
 Dorish, Harry, rhp - 1947-49, '56
Dorsey, Jim, rhp - 1984-85
Doubront, Felix, lhp - 2010-14
 Dougherty, Patsy, lf - 1902-04
 Dowd, Tommy, lf - 1901
 Doyle, Danny, c - 1943
Doyle, Denny, 2b - 1975-77
Drago, Dick, rhp - 1974-75, '78-80
 Dreisewer, Clem, lhp - 1944-46
Drew, J.D., rf - 2007-11
Drew, Stephen, ss - 2013-14
 Dropp, Walt, 1b - 1949-52
 Dubuc, Jean, rhp - 1918
Duffy, Frank, inf - 1978-79
 Duggan, Joe, 3b - 1922
Duliba, Bob, rhp - 1965
 Dumont, George, rhp - 1919
 Durham, Ed, rhp - 1929-32
 Durst, Cedric, of - 1930
Dwyer, Jim, of - 1979-80

E (23)

Earley, Arnold, lhp - 1960-65
Easler, Mike, dh-1b - 1984-85
Eckertley, Dennis, rhp - 1978-84, '88
 Eggers, Elmer, 2b - 1927
 Ehmke, Howard, rhp - 1923-26
 Elbel, Hack, lhp - 1920
Elías, Roenis, lhp - 2016-17
Ellsbury, Jacoby, of - 2007-13
Ellsworth, Dick, lhp - 1968-69
Ellsworth, Steve, lhp - 1988
Embree, Alan, lhp - 2002-05
 Engle, Clyde, inf-of - 1910-14
Evoaldi, Nathan, rhp - 2018-19
Erdos, Todd, rhp - 2001
Esakny, Nick, 1b - 1989
Escobar, Edwin, lhp - 2014
 Eshelman, Vaughn, lhp - 1995-97
 Evans, Al, c - 1951
 Evans, Bill, rhp - 1951
Evans, Dwight, rf - 1972-90
Everett, Carl, cf - 2000-01
 Evers, Hoot, of - 1952-54
 Ezzell, Homer, inf - 1924-25

All-Time Roster, Continued

F (57)

Fanzone, Carmen, 3b - 1970
Farr, Steve, rhp - 1994
Farrell, Doc, 2b - 1935
Farrell, Duke, c - 1903-05
Farrell, Rick, c - 1933-37
Farrill, Wes, rhp - 1934-37
Ferris, Hobie, 2b - 1901-07
Ferriss, Dave, rhp - 1945-50
Fevster, Chick, inf - 1922-23
Finch, Joel, rhp - 1979
Fine, Tom, rhp - 1947
Finney, Lou, 1b-of - 1939-42, '44-45
Finnvold, Gar, rhp - 1994
Fiore, Mike, 1b - 1970-71
Fischer, Hank, rhp - 1966-67
Fisk, Carlton, c - 1969, '71-80
Fister, Doug, rhp - 2017
Fitzgerald, Howie, of - 1926
Flagstead, Ira, of - 1923-29
Flaherty, John, c - 1992-93
Flair, Al, 1b - 1941
Fleming, Bill, rhp - 1940-41
Fletcher, Scott, 2b - 1993-94
Florie, Bryce, rhp - 1999-01
Flowers, Ben, rhp - 1951, 1953
Floyd, Cliff, of - 2002
Fonville, Chad, inf - 1999
Foreman, Frank, rhp - 1901
Foreman, Happy, lhp - 1926
Fornieles, Mike, rhp - 1957-63
Fortune, Gary, rhp - 1920
Fossas, Tony, lhp - 1991-94
Fossum, Casey, lhp - 2001-03
Foster, Eddie, 3b - 1920-22
Foster, Ruben, rhp - 1913-17
Fothergill, Bob, of - 1933
Foulke, Keith, rhp - 2004-06
Fowler, Boob, inf - 1926
Fox, Chad, rhp - 2003
Fox, Matt, rhp - 2010
Fox, Pete, of - 1941-45
Foxy, Jimmie, rhp - 1936-42
Foy, Joe, 3b - 1966-68
Francis, Ray, lhp - 1925
Freeman, Buck, 1b-1f - 1901-07
Freeman, Hersh, rhp - 1952-53, '55
Freeman, John, of - 1927
French, Charley, inf - 1909-10
Friberg, Bernie, inf-of - 1933
Friend, Owen, ss - 1955
Frohwrth, Todd, rhp - 1994
Frye, Jeff, 2b - 1996-97, '99-00
Fuhr, Oscar, lhp - 1924-25
Fuller, Frank, 2b - 1923
Fullerton, Curt, rhp - 1921-25, '33

G (94)

Gabbard, Kason, lhp - 2006-07
Gaetti, Gary, 3b - 2000
Gaffke, Fabian, of - 1936-39
Gagliano, Phil, inf - 1971-72
Gagne, Eric, rhp - 2007
Gainer, Del, inf-of - 1914-17, '19
Gale, Rich, rhp - 1984
Galehouse, Denny, rhp - 1939-40, '47-49
Gallagher, Bob, of - 1972
Gallagher, Ed, lhp - 1932
Galvin, Jim, ph - 1930
Garbarik, Bob, c - 1945
Garces, Rich, rhp - 1996-02
Garciaparra, Nomar, ss - 1996-04
Gardiner, Mike, rhp - 1991-92
Gardner, Billy, inf - 1962-63
Gardner, Larry, 3b - 1908-17
Gardner, Wes, rhp - 1986-90
Garman, Mike, rhp - 1969, '71-73
Garrison, Cliff, rhp - 1928

Garrison, Ford, of - 1943-44
Gaston, Alex, c - 1926, 1929
Gaston, Milt, rhp - 1929-31
Gathright, Joey, of - 2009, '11
Geidman, Rich, c - 1980-90
Geiger, Gary, of - 1959-65
Gelbert, Charley, 3b - 1940
Gerber, Wally, inf - 1928-29
Germano, Justin, rhp - 2012
Gernert, Dick, 1b - 1952-59
Gessler, Doc, rf - 1908-09
Geygan, Chappie, inf - 1924-26
Giambi, Jeremy, of-dh - 2003
Giannini, Joe, ss - 1911
Gibson, Norwood, rhp - 1903-06
Gibson, Russ, c - 1967-69
Gilbert, Andy, of - 1942, '46
Gile, Don, c - 1959-62
Gilhooley, Frank, of - 1919
Gilkey, Bernard, lf - 2000
Gillespie, Bob, rhp - 1950
Gillis, Grant, 2b - 1929
Ginsberg, Joe, c - 1961
Glaze, Ralph, rhp - 1906-08
Gleason, Harry, inf - 1901-03
Glenn, Joe, c - 1940
Godwin, John, inf-of - 1905-06
Goggin, Chuck, 2b - 1974
Gomes, Jonny, of - 2013-14
Gomes, Wayne, rhp - 2002
Gomez, Mauro, 1b - 2012
Gonzales, Eusebio, ss - 1918
Gonzales, Joe, rhp - 1937
Gonzalez, Adrian, 1b - 2011-12
Gonzalez, Alex, ss - 2006, '09
Gonzalez, Enrique, rhp - 2009
Gonzalez, Geremi, rhp - 2005
Gooch, Johnny, c - 1933
Goodman, Billy, inf - 1947-57
Gordon, Tom, rhp - 1996-99
Gosger, Jim, of - 1963, 1965-66
Graffanino, Tony, inf - 2005
Graham, Charley, c - 1906
Graham, Lee, of - 1983
Graham, Skinny, of - 1934-35
Gray, Dave, rhp - 1964
Gray, Jeff, rhp - 1990-91
Grebeck, Craig, ss - 2001
Green, Lenny, of - 1965-66
Green, Nick, inf - 2009
Green, Pumpsie, inf - 1959-62
Greenwell, Mike, lf - 1985-96
Gregg, Vean, lhp - 1914-16
Griffin, Doug, 2b - 1971-77
Griffin, Marty, rhp - 1928
Grilli, Guido, lhp - 1966
Grimes, Ray, 1b - 1920
Grimshaw, Moose, 1b - 1905-07
Grissom, Marv, rhp - 1953
Gross, Kip, rhp - 1999
Gross, Turkey, ss - 1925
Grove, Lefty, lhp - 1934-41
Grundt, Ken, lhp - 1996-97
Gubanic, Creighton, c - 1999
Guerra, Mike, c - 1951
Guerrero, Mario, ss - 1973-74
Guindon, Bob, 1b - 1964
Gumpert, Randy, rhp - 1952
Gunderson, Eric, lhp - 1995-96
Gunning, Hy, 1b - 1911
Guthrie, Mark, lhp - 1999
Gutierrez, Jackie, ss - 1983-85
Gutierrez, Ricky, inf - 2004
Gutteridge, Don, inf - 1946-47

H (136)

Hageman, Casey, rhp - 1911-12
Halama, John, lhp - 2005
Hale, Odell, 3b - 1941
Haley, Justin, rhp - 2018
Haley, Ray, c - 1915-16

Hall, Bill, inf-of - 2010
Hall, Charley, rhp - 1909-13
Hammond, Chris, lhp - 1997
Hancock, Garry, of - 1978, '80-82
Hancock, Josh, rhp - 2002
Haney, Chris, lhp - 2002
Haney, Fred, 3b - 1926-27
Hanigan, Ryan, c - 2015-16
Hanrahan, Joel, rhp - 2013
Hansack, Devern, rhp - 2006-08
Hansen, Craig, rhp - 2005-06, '08
Hanson, Erik, rhp - 1995
Hardy, Carroll, of - 1960-62
Harrikkala, Tim, rhp - 1999
Harper, Harry, lhp - 1920
Harper, Tommy, of - 1972-74
Harrell, Billy, inf - 1961
Harelson, Ken, 1b-1f - 1967-69
Harris, Bill, rhp - 1938
Harris, Greg, rhp - 1989-94
Harris, Joe, rhp - 1905-07
Harris, Joe, of-1b - 1922-25
Harris, Mickey, rhp - 1940-41, '46-49
Harris, Reggie, rhp - 1996
Harris, Willie, inf-of - 2006
Harriss, Slim, rhp - 1926-28
Harshman, Jack, lhp - 1959
Hartenstein, Chuck, rhp - 1970
Hartley, Grover, c - 1927
Hartley, Mike, rhp - 1995
Hartman, Charley, lhp - 1908
Harville, Chad, rhp - 2005
Haselman, Bill, c - 1995-97, '03
Hash, Herb, rhp - 1940-41
Hassan, Alex, of - 2014
Hassler, Andy, lhp - 1978-79
Hatcher, Billy, of - 1992-94
Hatfield, Fred, 3b - 1950-52
Hatteberg, Scott, c - 1995-01
Hatton, Grady, 3b - 1954-56
Hausmann, Clem, rhp - 1944-45
Hayden, John, rf - 1906
Hayes, Frankie, c - 1947
Hearne, Ed, ss - 1910
Heep, Danny, of - 1989-90
Heffner, Bob, rhp - 1963-65
Hefflin, Randy, rhp - 1945-46
Heimach, Fred, lhp - 1926
Heise, Bob, inf - 1975-76
Helms, Tommy, inf - 1977
Hembree, Heath, rhp - 2014-19
Hemphill, Charley, rf - 1901
Henderson, Dave, of - 1986-87
Henderson, Rickey, of - 2002
Hendryx, Tim, of - 1920-21
Henriksen, Olaf, of - 1911-17
Henry, Bill, lhp - 1952-55
Henry, Butch, lhp - 1997-98
Henry, Jim, rhp - 1936-37
Hermanson, Dustin, rhp - 2002
Hermida, Jeremy, of - 2010
Hernández, Darwinson, lhp - 2019
Hernández, Gorkys, of - 2019
Hernández, Marco, inf - 2016-17, '19
Hernandez, Ramon, lhp - 1977
Herrera, Jonathan, inf - 2014
Herrera, Mike, inf - 1925-26
Herrin, Tom, rhp - 1954
Hesketh, Joe, lhp - 1990-94
Hetzl, Eric, rhp - 1989-90
Heving, Joe, rhp - 1938-40
Heving, Johnnie, c - 1924-25, '28-30
Hickman, Piano Legs, rhp - 1902
Higgins, Mike, 3b - 1937-38, '46
Hill, Aaron, inf - 2016
Hill, Rich, lhp - 2010-12, '15
Hillenbrand, Shea, 3b - 2001-03
Hiller, Hob, inf - 1920-21
Hillman, Dave, rhp - 1960-61
Hinkle, Gordie, c - 1934
Hinojosa, Dalier, rhp - 2015

Hinrichs, Paul, rhp - 1951
Hinske, Eric, of-1b - 2006-07
 Hinson, Paul, ph - 1928
 Hisner, Harley, rhp - 1951
 Hitchcock, Billy, inf - 1948-49
 Hoblitzell, Dick, 1b - 1914-18
Hobson, Butch, 3b - 1975-80
 Hockette, George, lhp - 1934-35
 Hodapp, Johnny, 2b - 1933
 Hoderlein, Mel, inf - 1951
 Hoefft, Billy, lhp - 1959
 Hoey, John, lf - 1906-08
Hoffman, Glenn, ss-3b - 1980-87
 Hofmann, Fred, c - 1927-28
Holaday, Bryan, c - 2016
 Holcombe, Ken, rhp - 1953
Hollins, Dave, inf - 1995
 Holm, Billy, c - 1945
Holt, Brock, inf-of - 2013-19
Holtz, Mike, lhp - 2006
 Hooper, Harry, rf - 1909-20
Horn, Sam, dh-1b - 1987-89
Horton, Tony, 1b - 1964-67
Hosey, Dwayne, of - 1995-96
Hottovy, Tommy, lhp - 2011
House, Tom, lhp - 1976-77
Housie, Wayne, of - 1991
Howard, Chris, lhp - 1994
 Howard, Elston, c - 1967-68
 Howard, Paul, of - 1909
 Howe, Les, rhp - 1923-24
Howry, Bob, rhp - 2002-03
Hoy, Peter, rhp - 1992
 Hoyt, Waite, rhp - 1919-20
Huckaby, Ken, c - 2006
Hudson, Joe, rhp - 1995-97
 Hudson, Sid, rhp - 1952-54
 Hughes, Ed, rhp - 1905-06
 Hughes, Long Tom, rhp - 1902-03
Hughes, Terry, 3b - 1974
 Hughson, Tex, rhp - 1941-44, '46-49
 Humphrey, Bill, rhp - 1938
 Hunt, Ben, lhp - 1910
Hunter, Buddy, inf - 1971, '73, '75
 Hunter, Herb, of - 1920
 Hurd, Tom, rhp - 1954-56
Hurst, Bruce, lhp - 1980-88
Huskey, Butch, of-inf - 1999
 Husting, Bert, rhp - 1902
Hyzdu, Adam, of - 2004-05

I (2)

Iglesias, Jose, ss - 2011-13
Irvine, Daryl, rhp - 1990-92

J (46)

Jablonski, Pete, rhp - 1932
 (later known as Pete Appleton)
Jackson, Connor, of - 2011
Jackson, Damian, inf-of - 2003
 Jackson, Ron H., 1b - 1960
 Jacobson, Baby Doll, of - 1926-27
 Jacobson, Beany, lhp - 1907
 Jamerson, Charley, lhp - 1924
 James, Bill, rhp - 1919
James, Chris, of - 1995
 Janvrin, Hal, inf - 1911, 1913-17
Jarvis, Kevin, rhp - 2006
Jarvis, Ray, rhp - 1969-70
Jefferson, Reggie, dh-1b - 1995-99
Jenkins, Ferguson, rhp - 1976-77
 Jenkins, Tom, of - 1925-26
Jenks, Bobby, rhp - 2011
 Jensen, Jackie, rf - 1954-59, 1961
Jensen, Marcus, c - 2001
Jimenez, Luis, inf - 2015
Johns, Keith, 2b - 1998
 Johnson, A. Rankin, rhp - 1914
 Johnson, Bob, lf - 1944-45
Johnson, Brian, lhp - 2015, '17-19

Johnson, Deron, dh-1b - 1974-76
 Johnson, Earl, lhp - 1940-41, '46-50
 Johnson, Hank, rhp - 1933-35
Johnson, Jason, rhp - 2006
Johnson, John Henry, lhp - 1983-84
Johnson, Kelly, inf-of - 2014
 Johnson, Roy, lf-rf - 1932-35
 Johnson, Vic, lhp - 1944-45
Johnston, Joel, rhp - 1995
 Jolley, Smead, lf - 1932-33
Jones, Bobby M, lhp - 2004
 Jones, Charley, of - 1901
Jones, Dalton, inf - 1964-69
Jones, Hunter, lhp - 2009
 Jones, Jake, 1b - 1947-48
Jones, Rick, lhp - 1976
 Jones, Sad Sam, rhp - 1916-21
Jones, Todd, rhp - 2003
 Joost, Eddie, inf - 1955
 Josephson, Duane, c - 1971-72
 Judd, Oscar, lhp - 1941-45
 Judge, Joe, 1b - 1933-34
Jurak, Ed, inf - 1982-85

K (54)

Kalish, Ryan, of - 2010, '12
 Kallio, Rudy, rhp - 1925
Kapler, Gabe, of - 2003-06
 Karger, Ed, lhp - 1909-11
 Karl, Andy, rhp - 1943
 Karow, Marty, inf - 1927
 Karr, Benn, rhp - 1920-22
Kasko, Eddie, ss - 1966
 Kell, George, 3b - 1952-54
 Kellett, Al, rhp - 1924
 Kellett, Red, inf - 1934
Kelley, Trevor, rhp - 2019
 Kellum, Win, lhp - 1901
 Kelly, Ed, rhp - 1914
Kelly, Joe, rhp - 2014-18
 Keltner, Ken, 3b - 1950
 Kemmerer, Russ, rhp - 1954-55, '57
Kendall, Fred, c - 1978
Kendrick, Kyle, rhp - 2017
 Kennedy, Bill, lhp - 1953
 Kennedy, John, inf - 1970-74
Keough, Marty, of - 1956-60
Kiecker, Dana, rhp - 1990-91
 Kiefer, Joe, rhp - 1925-26
Kielty, Bobby, of - 2007
 Kiely, Leo, lhp - 1951, '54-56, '58-59
 Killelay, Jack, rhp - 1911
Kim, Byung-Hyun, rhp - 2003-04
Kim, Sun-Woo, lhp - 2001-02
Kimbrel, Craig, rhp - 2016-18
 Kinder, Ellis, rhp - 1948-55
 Kinney, Walt, lhp - 1918
Kinsler, Ian, 2b - 2018
 Kison, Bruce, rhp - 1985
 Klaus, Billy, ss-3b - 1955-58
 Kleinow, Red, c - 1910-11
 Kline, Bob, rhp - 1930-33
 Kline, Ron, rhp - 1969
 Klinger, Bob, rhp - 1946-47
Knackert, Brent, rhp - 1996
 Knight, John, 3b - 1907
Kolstad, Hal, rhp - 1962-63
 Koonce, Cal, rhp - 1970-71
Kosco, Andy, of - 1972
Kotchman, Casey, inf - 2009
Kotsay, Mark, of-1b - 2008-09
Kottaras, George, c - 2008-09
 Kramer, Jack, rhp - 1948-49
Krause, Lew, rhp - 1972
Kreuger, Rick, lhp - 1975-77
 Kroh, Rube, lhp - 1906-07
 Kroner, John, inf - 1935-36
 Krug, Marty, inf - 1912
Kutcher, Randy, of - 1988-90

L (87)

LaChance, Candy, 1b - 1902-05
Lackey, John, rhp - 2010-14
Lacy, Kerry, rhp - 1996-97
 LaForest, Ty, 3b - 1945
LaFrancois, Roger, c - 1982
Lahoud, Joe, of - 1968-71
 Lake, Eddie, rhp - 1943-45
Lakins, Travis, rhp - 2019
 Lamabe, Jack, rhp - 1963-65
 Lamar, Bill, of - 1919
LaMarre, Ryan, of - 2016
Lamp, Dennis, rhp - 1988-91
Lancellotti, Rick, 1b - 1990
Landis, Bill, lhp - 1967-69
 Landis, Jim, of - 1967
 Langford, Sam, of - 1926
Lansford, Carney, 3b - 1981-82
Lansing, Mike, inf - 2000-01
 LaPorte, Frank, inf-of - 1908
LaRoche, Adam, 1b - 2009
LaRose, John, lhp - 1978
 Lary, Lyn, ss - 1934
Lavarney, Ryan, c - 2011-14
Layne, Tommy, lhp - 2014-16
 Lazor, Johnny, of - 1943-46
Lee, Bill, lhp - 1969-78
 Lee, Dud, ss - 1924-26
Lee, Sang-Hoon, lhp - 2000
 LeFebvre, Lefty, lhp - 1938-39
 Leggett, Lou, c - 1933-35
 Leheny, Regis, lhp - 1932
 Lehner, Paul, of - 1952
 Leibold, Nemo, of - 1921-23
Leister, John, rhp - 1987, '90
Lenke, Mark, 2b - 1998
 Lenhardt, Don, of - 1952, '54
Leon, Sandy, c - 2015-19
 Leonard, H. Dutch, lhp - 1913-18
 Lepcio, Ted, inf - 1952-59
 Lerchen, Dutch, ss - 1910
 LeRoy, Louis, rhp - 1910
Leskanic, Curtis, rhp - 2004
Lester, Jon, lhp - 2006-14
Lewis, Darren, of - 1998-01
 Lewis, Duffy, lf - 1910-17
 Lewis, John, 2b - 1911
 Lewis, Ted, rhp - 1901
Leyritz, Jim, c - 1998
Lickert, John, c - 1981
Light, Pat, rhp - 2016
Lillibridge, Brent, inf-of - 2012
Lilliquest, Derek, lhp - 1995
Lin, Che-Hsuan, of - 2012
Lin, Tzu-Wei, inf - 2017-19
 Lipon, Johnny, ss - 1952-53
 Lisenbee, Hod, rhp - 1929-32
 Littlefield, Dick, lhp - 1950
Litton, Greg, inf - 1994
 Lock, Don, of - 1969
Lockwood, Skip, rhp - 1980
 Loepf, George, of - 1928
Lofton, James, inf - 2001
Lollar, Tim, lhp - 1985-86
Lomasney, Steve, c - 1999
Lonborg, Jim, rhp - 1965-71
 Lonergan, Walt, inf - 1911
Loney, James, 1b - 2012
Looney, Brian, lhp - 1995
Lopez, Felipe, inf - 2010
Lopez, Javier, lhp - 2006-09
Lopez, Javy, c - 2006
 Lord, Harry, 3b - 1907-10
Loretta, Mark, 2b - 2006
Lowe, Derek, rhp - 1997-04
Lowell, Mike, 3b - 2006-10
Lowrie, Jed, inf - 2008-11
 Lucas, Johnny, of - 1931-32
 Lucey, Joe, rhp - 1925
 Lucier, Lou, rhp - 1943-44

All-Time Roster, Continued

Lugo, Julio, ss - 2007-09
Lundgren, Del, rhp - 1926-27
Lupien, Tony, 1b - 1940, '42-43
Lyle, Sparky, lhp - 1967-71
Lynch, Walt, c - 1922
Lynn, Fred, cf - 1974-80
Lyon, Brandon, rhp - 2003
Lyons, Steve, of-inf - 1985-86, '91-93

M (190)

MacFarlane, Mike, c - 1995
MacFayden, Danny, rhp - 1926-32
Machado, Alejandro, inf - 2005
Machi, Jean, rhp - 2015
Mack, Shane, of - 1997
MacLeod, Bill, lhp - 1962
MacWhorter, Keith, rhp - 1980
Madden, Tom, c - 1909-11
Maddox, Austin, rhp - 2017
Maddux, Mike, rhp - 1995-96
Magrini, Pete, rhp - 1966
Mahay, Ron, of-lhp - 1995, '97-98
Mahomes, Pat, rhp - 1996-97
Mahoney, Chris, rhp - 1910
Mahoney, Jim, ss - 1959
Malaska, Mark, lhp - 2004
Malave, Jose, of - 1996-97
Mallett, Jerry, of - 1959
Maloy, Paul, rhp - 1913
Malzone, Frank, 3b - 1955-65
Mantei, Matt, rhp - 2005
Mantilla, Felix, 2b - 1963-65
Manto, Jeff, inf - 1996
Manuel, Robert, rhp - 2017
Manush, Heinie, of - 1936
Manzanillo, Josias, rhp - 1991
Marchildon, Phil, rhp - 1950
Marcum, Johnny, rhp - 1936-38
Marichal, Juan, rhp - 1974
Marquardt, Ollie, 2b - 1931
Marrero, Deven, inf - 2015-17
Marshall, Bill, ph - 1931
Marshall, Mike, 1b-of - 1990-91
Martin, Babe, c - 1948-49
Martin, Kyle, rhp - 2017
Martinez, Anastacio, rhp - 2004
Martinez, J.D., of/dh - 2018-19
Martinez, Michael, inf-of - 2016
Martinez, Pedro, rhp - 1998-04
Martinez, Ramon, rhp - 1999-00
Martinez, Sandy, c - 2004
Martinez, Victor, c - 2009-10
Marzano, John, c - 1987-92
Masterson, Justin, rhp - 2008-09, '15
Masterson, Walt, rhp - 1949-52
Matchick, Tommy, inf - 1970
Matthews, Bill, rhp - 1909
Matsuzaka, Daisuke, rhp - 2007-12
Mauch, Gene, 2b - 1956-57
Maxwell, Charley, of-1b - 1950-52, '54
Mayer, Wally, c - 1917-18
Maynard, Chick, ss - 1922
Mays, Carl, rhp - 1915-19
McAuliffe, Dick, inf - 1974-75
McBride, Tom, of - 1943-47
McCabe, Dick, rhp - 1918
McCall, Windy, lhp - 1948-49
McCann, Emmett, inf - 1926
McCarthy, Tom, rhp - 1985
McCarty, David, of-1b - 2003-05
McCarver, Tim, c - 1974-75
McConnell, Amby, 2b - 1908-10
McDermott, Maurice, lhp - 1948-53
McDill, Allen, lhp - 2001
McDonald, Darnell, of - 2010-12
McDonald, Jim, rhp - 1950
McDonald, John, inf - 2013
McFarland, Ed, c - 1908
McGah, Ed, c - 1946-47
McGee, Willie, of - 1995

McGlothen, Lynn, rhp - 1972-73
McGovern, Art, c - 1905
McGraw, Bob, rhp - 1919
McGuire, Deacon, c - 1907-08
McHale, Jim, of - 1908
McHale, Marty, rhp - 1910-11, '16
McInnis, Stuffy, 1b - 1918-21
McKain, Archie, lhp - 1937-38
McKeel, Walt, c - 1996-97
McLaughlin, Jud, lhp - 1931-33
McLean, Larry, 1b - 1901
McMahon, Doc, rhp - 1908
McMahon, Don, rhp - 1966-67
McManus, Marty, inf - 1931-33
McMillan, Norm, inf - 1923
McNair, Eric, inf - 1936-38
McNally, Mike, inf - 1915-17, '19-20
McNaughton, Gordon, rhp - 1932
McNeely, Jeff, of - 1993
McNeil, Norm, c - 1919
McWilliams, Bill, ph - 1931
Mejias, Roman, of - 1963-64
Melancon, Mark, rhp - 2012
Mele, Sam, of - 1947-49, '54-55
Melendez, Jose, rhp - 1993-94
Melillo, Oscar, 2b - 1935-37
Melvin, Bob, c - 1993
Mendez, Roman, rhp - 2015
Mendoza, Ramiro, rhp - 2003-04
Menosky, Mike, of - 1920-23
Meola, Mike, rhp - 1933, '36
Merced, Orlando, rf - 1998
Merchant, Andy, c - 1975-76
Mercker, Kent, lhp - 1999
Meredith, Cla, rhp - 2005
Merena, Spike, lhp - 1934
Merloni, Lou, inf - 1998-03
Merson, Jack, 2b - 1953
Metkovich, George, of-1b - 1943-46
Meyer, Russ, rhp - 1957
Michaels, John, lhp - 1932
Middlebrooks, Will, 3b - 2012-14
Midkiff, Dick, rhp - 1938
Mientkiewicz, Doug, 1b - 2004
Miles, Dee, of - 1943
Miley, Wade, lhp - 2015
Miller, Kevin, 1b-dh - 2003-05
Miller, Andrew, lhp - 2011-14
Miller, Bing, of - 1935-36
Miller, Corky, c - 2006
Miller, Elmer, of - 1922
Miller, Hack, of - 1918
Miller, Mike, inf - 2016
Miller, Otto, 3b - 1930-32
Miller, Rick, of - 1971-77, '81-85
Miller, Trever, rhp - 2011
Miller, Wade, rhp - 2005
Mills, Buster, lf - 1937
Mills, Dick, rhp - 1970
Minarcin, Rudy, rhp - 1956-57
Minchey, Nate, rhp - 1993-94, '96
Mirabelli, Doug, c - 2001-07
Mitchell, Charlie, rhp - 1984-85
Mitchell, Fred, rhp - 1901-02
Mitchell, Johnny, ss - 1922-23
Mitchell, Keith, of - 1998
Mitchell, Kevin, of - 1996
Moford, Herb, rhp - 1959
Mohr, Dustan, of - 2006
Molina, Gustavo, c - 2010
Molyneux, Vince, rhp - 1918
Monbouquette, Bill, rhp - 1958-65
Moncada, Yoan, inf - 2016
Moncewicz, Freddie, ss - 1928
Montgomery, Bob, c - 1970-79
Moore, Bill, c - 1926-27
Moore, Wilcy, rhp - 1931-32
Morales, Franklin, lhp - 2011-13
Morehead, Dave, rhp - 1963-68
Moreland, Mitch, 1b - 2017-19

Moret, Roger, lhp - 1970-75
Morgan, Cy, rhp - 1907-09
Morgan, Eddie, 1b - 1934
Morgan, Red, 3b - 1906
Morris, Ed, rhp - 1928-31
Morrissey, Deacon, rhp - 1901
Mortensen, Clayton, rhp - 2012-13
Morton, Guy, c - 1954
Morton, Kevin, lhp - 1991
Moseley, Earl, rhp - 1913
Moser, Walter, rhp - 1911
Moses, Jerry, c - 1965, '68-70
Moses, Wally, of - 1946-48
Moskiman, Doc, 1b-of - 1910
Moss, Brandon, of - 2007-08
Moss, Les, c - 1951
Moyer, Jamie, lhp - 1996
Mueller, Bill, 3b - 2003-05
Mueller, Gordie, rhp - 1950
Muffett, Billy, rhp - 1960-62
Mujica, Edward, rhp - 2014-15
Mulleavy, Greg, inf - 1933
Muller, Freddie, inf - 1933-34
Mulligan, Joe, rhp - 1934
Mulroney, Frank, rhp - 1930
Mulloly, Bill, 1b - 1913
Murphy, David, of - 2006-07
Murphy, Johnny, rhp - 1947
Murphy, Rob, lhp - 1989-90
Murphy, Tom, rhp - 1976-77
Murphy, Walter, rhp - 1931
Murray, George, rhp - 1923-24
Murray, Matt, rhp - 1995
Muser, Tony, 1b - 1969
Musser, Paul, rhp - 1919
Mustaikis, Alex, rhp - 1940
Myer, Buddy, ss-3b - 1927-28
Myers, Elmer, rhp - 1920-22
Myers, Hap, 1b - 1910-11
Myers, Mike, lhp - 2004-05

N (35)

Nabholz, Chris, lhp - 1994
Naehring, Tim, ss-3b - 1990-97
Nagle, Judge, rhp - 1911
Nagy, Mike, rhp - 1969-72
Napoli, Mike, 1b - 2013-15
Narleski, Bill, inf - 1929-30
Nava, Daniel, of - 2010, '12-15
Navarro, Yamaico, ss - 2010-11
Neal, Blaine, rhp - 2005
Neitzke, Ernie, rhp - 1921
Nelson, Bryant, inf-of - 2002
Nelson, Joe, rhp - 2004, '10
Neubauer, Hal, rhp - 1925
Newhauser, Don, rhp - 1972-74
Newman, Jeff, c - 1983-84
Newsom, Bobo, rhp - 1937
Newsome, Dick, rhp - 1941-43
Newsome, Skeeter, inf - 1941-45
Niarhos, Gus, c - 1952-53
Nichols, Chet, lhp - 1960-63
Nichols, Reid, of - 1980-85
Niemic, Al, rhp - 1934
Niles, Harry, of-inf - 1908-10
Nipper, Al, rhp - 1983-87
Nippert, Merlin, rhp - 1962
Nixon, Otis, cf - 1994
Nixon, Russ, c - 1960-65, '68
Nixon, Trot, rf - 1996, 1998-06
Nixon, Willard, rhp - 1950-58
Nomo, Hideo, rhp - 2001
Nonnenkamp, Leo, of - 1938-40
Nourse, Chet, rhp - 1909
Numamaker, Leo, c - 1911-14
Nunez, Eduardo, inf - 2017-19
Nunnally, Jon, of - 1999

O (43)

Oberlin, Frank, rhp - 1906-07
O'Berry, Mike, c - 1979
 O'Brien, Buck, rhp - 1911-13
 O'Brien, Jack, of - 1903
O'Brien, Syd, inf - 1969
 O'Brien, Tom, of - 1949-50
 O'Doul, Lefty, lhp - 1923
Offerman, Jose, inf-dh - 1999-02
Ogando, Alexi, rhp - 2015
Oglivie, Ben, of - 1971-73
Ohka, Tomokazu, rhp - 1999-01
Ojeda, Bob, lhp - 1980-85
Okajima, Hideki, lhp - 2007-11
 Okrie, Len, c - 1952
O'Leary, Troy, of - 1995-01
Olerud, John, 1b - 2005
Oliver, Darren, lhp - 2002
 Oliver, Gene, c - 1968
Oliver, Joe, c - 2001
 Oliver, Tom, cf - 1930-33
 Olmstead, Hank, rhp - 1905
 Olson, Karl, of - 1951, '53-55
 Olson, Marv, 2b - 1931-33
 Olson, Ted, rhp - 1936-38
 O'Neill, Bill, of - 1904
 O'Neill, Emmett, rhp - 1943-45
 O'Neill, Steve, c - 1924
Ontiveros, Steve, rhp - 2000
 Orme, George, of - 1920
 O'Rourke, Frank, inf - 1922
Ortiz, David, dh-1b - 2003-16
Ortiz, Luis, 3b - 1993-94
 Osinski, Dan, rhp - 1966-67
 Ostiedke, Harry, c - 1908
 Ostermueller, Fritz, lhp - 1934-40
 Ostrowski, John, of-inf - 1948
O'Sullivan, Sean - rhp - 2016
 Owen, Marv, inf - 1940
 Owen, Mickey, c - 1954
Owen, Spike, ss - 1986-88
 Owens, Frank, c - 1905
Owens, Henry, lhp - 2015-16
Owings, Chris, inf - 2019

P (95)

Padilla, Vicente, rhp - 2012
 Pagliaroni, Jim, c - 1955, '60-62
 Palm, Mike, rhp - 1948
Pankovits, Jim, inf - 1990
 Papai, Al, rhp - 1950
 Pape, Larry, rhp - 1909, '11-12
Papelbon, Jonathan, rhp - 2005-11
Papi, Stan, inf - 1979-80
 Parent, Freddy, ss - 1901-07
 Parnell, Mel, lhp - 1947-56
Parrish, Larry, 1b-dh - 1988
 Partee, Roy, c - 1943-44, '46-47
 Partenheimer, Stan, lhp - 1944
 Paschal, Ben, of - 1920
 Patten, Casey, lhp - 1908
Patterson, Eric, inf-of - 2010
 Patterson, Hank, c - 1932
 Pattin, Marty, rhp - 1972-73
Pauley, David, rhp - 2006, '08
Pavletich, Don, c - 1970-71
Paxton, Mike, rhp - 1977
Payton, Jay, of - 2005
 Peacock, Johnny, c - 1937-44
Pearce, Steve, 1b - 2018-19
Peavy, Jake, rhp - 2013-14
Pedroia, Dustin, 2b - 2006-19
Peguero, Carlos, of - 2015
 Pellagrini, Eddie, inf - 1946-47
Pemberton, Rudy, of - 1996-97
Pena, Alejandro, rhp - 1995
Pena, Carlos, 1b - 2006
Pena, Jesus, lhp - 2000
Pena, Juan, rhp - 1999
Peña, Tony, c - 1990-93

Pena, Wily Mo, of-dh - 2006-07
Pennington, Brad, lhp - 1996
 Pennock, Herb, lhp - 1915-17, '19-22, '34
Penny, Brad, rhp - 2009
Perez, Tony, 1b-dh - 1980-82
Perisho, Matt, lhp - 2005
 Perrin, Jack, of - 1921
Person, Robert, rhp - 2003
 Pertica, Bill, rhp - 1918
 Pesky, Johnny, ss-3b - 1942, '46-52
Petagine, Roberto, 1b - 2005
Peters, Gary, lhp - 1970-72
 Peterson, Bob, c - 1906-07
Petrocelli, Rico, ss-3b - 1963, '65-76
Petry, Dan, rhp - 1991
 Phillee, Dave, of - 1962
Phillips, Brandon, inf - 2018
 Phillips, Ed, rhp - 1970
Pichardo, Hipolito, rhp - 2000-01
 Picinich, Val, c - 1923-25
Pickering, Calvin, 1b-dh - 2001
 Pickering, Urbane, 3b - 1931-32
Pierce, Jeff, rhp - 1995
 Piercy, Bill, rhp - 1922-24
 Piersall, Jimmy, cf - 1950, '52-58
Pierzynski, A.J., c - 2014
Pineiro, Joel, rhp - 2007
 Pipgras, George, rhp - 1933-35
Pirkil, Greg, 1b - 1996
 Pittenger, Pinky, of-inf - 1921-23
Pizarro, Juan, lhp - 1968-69
Plantier, Phil, of - 1990-92
 Plews, Herb, 2b - 1959
Plympton, Jeff, rhp - 1991
Podsednik, Scott, of - 2012
 Poindexter, Jennings, lhp - 1936
Pole, Dick, rhp - 1973-76
 Polly, Nick, 3b - 1945
Pomeranz, Drew, lhp - 2016-18
 Pond, Ralph, of - 1910
Porcello, Rick, rhp - 2015-19
Poquette, Tom, of - 1979, '81
 Porter, Dick, of - 1934
 Porterfield, Bob, rhp - 1956-58
Portugal, Mark, rhp - 1999
 Potter, Nelson, rhp - 1941
 Poulsen, Ken, inf - 1967
Poynor, Bobby, lhp - 2018-19
Pozo, Arquimede, inf - 1996-97
 Pratt, Del, 2b - 1921-22
 Pratt, Larry, c - 1914
 Prentiss, George, rhp - 1901-02
Price, David - lhp - 2016-19
Price, Joe, lhp - 1989
Pride, Curtis, of-dh - 1997, '00
 Prothro, Doc, 3b - 1925
 Pruiett, Tex, rhp - 1907-08
Pulsipher, Bill, lhp - 2001
Punto, Nick, inf - 2012
 Purtell, Billy, inf - 1910-11
 Pytlak, Frankie, c - 1941, '45-46

Q (6)

Quantrill, Paul, rhp - 1992-94
 Quinn, Frank, rhp - 1949-50
 Quinn, Jack, rhp - 1922-25
Quinones, Rey, ss - 1986
Quintana, Carlos, 1b-of - 1988-91, '93
Quiroz, Guillermo, c - 2012

R (103)

Radatz, Dick, rhp - 1962-66
Rader, Dave, c - 1980
Rainey, Chuck, rhp - 1979-82
Ramirez, Erasmo, rhp - 2019
Ramirez, Hanley, inf - 2005, '15-18
Ramirez, Manny, lf - 2001-08
Ramirez, Noe, rhp - 2015-17
Ramirez, Ramon, rhp - 2009-10
Ranaudo, Anthony, rhp - 2014

Rapp, Pat, rhp - 1999
Reardon, Jeff, rhp - 1990-92
 Reeder, Johnny, 1b - 1932
Reddick, Josh, of - 2009-11
Reed, Addison, rhp - 2017
Reed, Jerry, rhp - 1990
Reed, Jody, 2b-ss - 1987-92
Reese, Pokey, ss-2b - 2004
 Reeves, Bobby, inf - 1929-31
 Regan, Bill, 2b - 1926-30
 Rehg, Wally, of - 1913-15
 Reichle, Dick, of - 1922-23
Reminger, Mike, lhp - 2005
Remmerswaal, Win, rhp - 1979-80
Remy, Jerry, 2b - 1978-84
Renda, Tony, inf - 2018
Renko, Steve, rhp - 1979-80
 Renna, Bill, of - 1958-59
Renteria, Edgar, ss - 2005
Repko, Jason, of - 2012
 Repulski, Rip, of - 1960-61
Reyes, Carlos, rhp - 1998
Reyes, Denny, lhp - 2011
 Reynolds, Carl, of - 1934-35
 Rhodes, Gordon, rhp - 1932-35
Rhodes, Tuffy, of - 1995
 Rhyne, Hal, ss - 1929-32
Rice, Jim, lf-dh - 1974-89
 Rich, Woody, rhp - 1939-41
Richardson, Dustin, lhp - 2009-10
Richardson, Jeff, inf - 1993
 Richter, Al, ss - 1951, '53
 Riggert, Joe, of - 1911
 Rigney, Topper, ss - 1926-27
Riles, Ernest, inf - 1993
 Ripley, Allen, rhp - 1978-79
 Ripley, Walt, rhp - 1935
 Rising, Pop, of - 1905
Riske, David, rhp - 2006
 Ritchie, Jay, rhp - 1964-65
Rivera, Luis, ss - 1989-93
Rivero, Carlos, inf - 2014
Roberts, Dave, of - 2004
Roberts, Ryan, inf - 2014
Robidoux, Billy Jo, 1b - 1990
 Robinson, Aaron, c - 1951
Robinson, Floyd, of - 1968
 Robinson, Jack, rhp - 1949
Rochford, Mike, lhp - 1988-90
 Rodgers, Bill, 2b - 1915
Rodriguez, Carlos, inf - 1994-95
Rodriguez, Eduardo, lhp - 2015-19
Rodriguez, Frankie, rhp - 1995
Rodriguez, Steve, inf - 1995
Rodriguez, Tony, inf - 1996
 Rogelli, Billy, inf - 1925, '27-28
 Rogers, Lee, lhp - 1938
Roggenburr, Garry, lhp - 1966, '68-69
Rohr, Billy, lhp - 1967
 Rollings, Red, inf - 1927-28
Romero, Ed, inf - 1986-89
Romero, J.C., lhp - 2007
Romero, Mandy, c - 1998
Romero, Niuman, inf - 2010
Romine, Kevin, of - 1985-91
Romo, Vicente, rhp - 1969-70
 Rosar, Buddy, c - 1950-51
Rose, Brian, rhp - 1997-00
 Rosenthal, Si, of - 1925-26
 Ross, Buster, lhp - 1924-26
Ross, Cody, of - 2012
Ross, David, c - 2008, '13-14
Ross Jr., Robbie, lhp - 2015-17
 Roth, Braggio, cf - 1919
 Rothrock, Jack, rhp - 1925-32
Rowland, Rich, c - 1994-95
Royer, Stan, inf - 1994
Rudi, Joe, of - 1981
 Ruel, Muddy, c - 1921-22, '31
 Ruffing, Red, rhp - 1924-30

All-Time Roster, Continued

Runnels, Pete, 2b-1b - 1958-62

Rupe, Ryan, rhp - 2003

Russell, Allan, rhp - 1919-22

Russell, Jack, rhp - 1926-32, '36

Russell, Jeff, rhp - 1993-94

Russell, Rip, 3b - 1946-47

Ruth, Babe, lhp-of - 1914-19

Rutledge, Josh, inf - 2015-17

Ryan, Jack, rhp - 1909

Ryan, Jack, of - 1929

Ryan, Ken, rhp - 1992-95

Ryan, Mike, c - 1964-67

Ryba, Mike, rhp - 1941-46

Rye, Gene, of - 1931

S (185)

Saberhagen, Bret, rhp - 1997-01

Sadler, Donnie, 2b-ss - 1998-00

Sadowski, Bob, rhp - 1966

Sadowski, Ed, c - 1960

Saito, Takashi, rhp - 2009

Sale, Chris, lhp - 2017-19

Saltalamacchia, Jarrod, c - 2010-13

Sambito, Joe, lhp - 1986-87

Sanchez, Angel, inf - 2010

Sanchez, Freddy, inf - 2002-03

Sanchez, Rey, inf - 2002

Sanders, Ken, rhp - 1966

Sandoval, Pablo, 3b - 2015-17

Santana, Marino, rhp - 1999

Santiago, Jose, lhp - 1966-70

Santos, Angel, inf - 2001

Satriano, Tom, c - 1969-70

Sauerbeck, Scott, lhp - 2003

Sax, Dave, c - 1985-87

Sayles, Bill, rhp - 1939

Scarborough, Ray, rhp - 1951-52

Scarritt, Russ, lf - 1929-31

Schang, Wally, c-of - 1918-20

Schanz, Charley, rhp - 1950

Scherbarth, Bob, c - 1950

Schilling, Chuck, 2b - 1961-65

Schilling, Curt, rhp - 2004-07

Schiraldi, Calvin, rhp - 1986-87

Schlesinger, Bill, of - 1965

Schlitzer, Biff, rhp - 1909

Schmees, George, lhp - 1952

Schmidt, Dave, c - 1981

Schmitz, Johnny, lhp - 1956

Schoeneweis, Scott, lhp - 2010

Schofield, Dick, inf - 1969-70

Schourek, Pete, lhp - 1998, '00-01

Schrecongost, Ossee, c - 1901

Schroll, Al, rhp - 1958-59

Schwall, Don, rhp - 1961-62

Scott, Everett, ss - 1914-21

Scott, George, 1b - 1966-71, '77-79

Scott, Robby, lhp - 2016-18

Scutaro, Marco, ss - 2010-11

Seanez, Rudy, rhp - 2003, '06

Seaver, Tom, rhp - 1986

Seeds, Bob, inf-of - 1933-34

Segui, Diego, rhp - 1974-75

Seibach, Phil, lhp - 2004

Selbach, Kip, of - 1904-06

Selby, Bill, inf - 1996

Sele, Aaron, rhp - 1993-97

Sellers, Jeff, rhp - 1985-88

Selsky, Steve, of-inf - 2017

Settlemyre, Merle, lhp - 1928

Shaner, Wally, of - 1926-27

Shanks, Howard, inf - 1923-24

Shannon, Red, 2b - 1919

Shaw, Al, c - 1907

Shaw, Travis, inf - 2015-16

Shawarzyn, Mike, rhp - 2019

Shea, John, lhp - 1928

Shea, Merv, c - 1933

Sheaffer, Danny, c - 1987

Shealy, Ryan, 1b - 2010

Shean, Dave, 2b - 1918-19

Sheets, Andy, inf - 2000

Sheldon, Rollie, rhp - 1966

Shepherd, Keith, rhp - 1995

Sheridan, Neill, of - 1948

Shields, Ben, lhp - 1930

Shiell, Jason, rhp - 2003

Shofner, Strick, 3b - 1947

Shoppach, Kelly, c - 2005, '12

Shore, Ernie, rhp - 1914-17

Short, Bill, lhp - 1966

Shorten, Chick, of - 1915-17

Shouse, Brian, lhp - 1998

Shumpert, Terry, inf - 1995

Siebert, Norm, 1b-of - 1967-68

Siebert, Sonny, rhp - 1969-73

Simmons, Al, of - 1943

Simmons, Pat, rhp - 1928-29

Sisler, Dave, rhp - 1956-59

Sizemore, Grady, of - 2014

Sizemore, Ted, 2b - 1979-80

Skinner, Camp, of - 1923

Skok, Craig, lhp - 1973

Slattery, Jack, c - 1901

Slayton, Steve, rhp - 1928

Slocumb, Heathcliff, rhp - 1996-97

Small, Charley, of - 1930

Smith, Al, 3b-of - 1964

Smith, Bob, lhp - 1955

Smith, Bob Riverboat, lhp - 1958

Smith, Broadway Aleck, c - 1903

Smith, Carson, rhp - 2016-18

Smith, Charley, rhp - 1909-11

Smith, Chris, rhp - 2008

Smith, Dan, rhp - 2000

Smith, Doug, lhp - 1912

Smith, Eddie, lhp - 1947

Smith, Elmer, of - 1922

Smith, Frank, rhp - 1910-11

Smith, George, C., 2b - 1966

Smith, George, S., rhp - 1930

Smith, John, 1b - 1931

Smith, Josh, rhp - 2019

Smith, Lee, rhp - 1988-90

Smith, Paddy, c - 1920

Smith, Pete, rhp - 1962-63

Smith, Reggie, cf-rf - 1966-73

Smith, Zane, lhp - 1995

Smithson, Mike, rhp - 1988-89

Smoltz, John, rhp - 2009

Snell, Wally, c - 1913

Snopek, Chris, inf - 1998

Snow, J.T., 1b - 2006

Snyder, Brandon, inf - 2013

Snyder, Earl, 3b - 2004

Snyder, Kyle, rhp - 2006-08

Solters, Moose, of - 1934-35

Sommers, Rudy, lhp - 1926-27

Sothoron, Allan, rhp - 1921

Spanswick, Bill, lhp - 1964

Sparks, Tully, rhp - 1902

Speaker, Tris, cf - 1907-15

Spears, Nate, inf - 2011-12

Spence, Stan, of - 1940-41, '48-49

Spencer, Tubby, c - 1909

Spognardi, Andy, inf - 1932

Sprague, Ed, inf - 2000

Spring, Jack, lhp - 1957

Sprowl, Bobby, lhp - 1978

Stahl, Chick, cf - 1901-06

Stahl, Jake, 1b-c - 1903, '08-10, '12-13

Stairs, Matt, of - 1995

Stallard, Tracy, rhp - 1960-62

Standaert, Jerry, 1b - 1929

Stange, Lee, rhp - 1966-70

Stanifer, Rob, rhp - 2000

Stanley, Bob, rhp - 1977-89

Stanley, Mike, c-1b - 1996-00

Stansbury, John, 3b - 1918

Stanton, Mike, lhp - 1995-96, '05

Stapleton, Dave, inf - 1980-86

Statz, Jigger, of - 1920

Steele, Elmer, rhp - 1907-09

Steiner, Ben, 2b - 1945-46

Steiner, Red, c - 1945

Stenhouse, Mike, of-1b - 1986

Stephens, Gene, of - 1952-53, '55-60

Stephens, Vern, ss-3b - 1948-52

Stephenson, Jerry, rhp - 1963, '65-68

Stern, Adam, of - 2005-06

Stewart, Sammy, rhp - 1986

Stewart, Zach, rhp - 2012

Stigman, Dick, lhp - 1966

Stimson, Carl, rhp - 1923

Stobbs, Chuck, lhp - 1947-51

Stokes, Al, c - 1925-26

Stone, Dean, lhp - 1957

Stone, George, of - 1903

Stone, Jeff, of - 1989-90

Storie, Howie, c - 1931-32

Stringer, Lou, inf - 1948-50

Strunk, Amos, of - 1918-19

Stuart, Dick, 1b - 1963-64

Stumpf, George, of - 1931-33

Sturdivant, Tom, rhp - 1960

Stynes, Chris, inf-of - 2001

Suchecki, Jim, rhp - 1950

Sullivan, Denny, cf - 1907-08

Sullivan, Frank, rhp - 1953-60

Sullivan, Haywood, c - 1955, '57, '59-60

Sullivan, Marc, c - 1982, '84-87

Sumner, Carl, of - 1928

Suppan, Jeff, rhp - 1995-97, '03

Susce, George, D, rhp - 1955-58

Sutton, Drew, inf - 2011

Swanson, Bill, inf - 1914

Sweeney, Bill, 1b - 1930-31

Sweeney, Ryan, of - 2012

Swihart, Blake, c-of - 2015-19

Swindell, Greg, lhp - 1998

Swormstedt, Len, rhp - 1906

T (56)

Tabor, Jim, 3b - 1938-44

Taitt, Doug, of - 1928-29

Tanana, Frank, lhp - 1981

Tannehill, Jesse, lhp - 1904-08

Tarbert, Arlie, of - 1927-28

Tartabull, Jose, of - 1966-68

Tarver, La Schelle, of - 1986

Tasby, Willie, cf - 1960

Tate, Bennie, c - 1932

Tatum, Jim, 3b - 1996

Tatum, Ken, rhp - 1971-73

Tavarez, Jesus, of - 1997

Tavarez, Julian, rhp - 2006-08

Taylor, Ben, rhp - 2017

Taylor, Harry, rhp - 1950-52

Taylor, Josh, lhp - 2019

Taylor, Scott, lhp - 1992-93

Tazawa, Junichi, rhp - 2009, '11-16

Tebbetts, Birdie, c - 1947-50

Terry, Yank, rhp - 1940, '42-45

Thielman, Jake, rhp - 1908

Thomas, Blaine, rhp - 1911

Thomas, Fred, 3b - 1918

Thomas, George, of - 1966-71

Thomas, Justin, lhp - 2012

Thomas, Lee, 1b-rf - 1964-65

Thomas, Pinch, c - 1912-17

Thomas, Tommy, rhp - 1937

Thomson, Bobby, of - 1960

Thoney, Jack, of - 1908-09, '11

Thormahlen, Hank, lhp - 1927

Thornburg, Tyler, rhp - 2018-19

Thornton, Matt, lhp - 2013

Throneberry, Faye, of - 1952, '55-57

Thurston, Joe, inf - 2008

Tiant, Luis, rhp - 1971-78

Tillman, Bob, c - 1962-67

Timlin, Mike, rhp - 2003-08**Tinsley, Lee, of - 1994-96**

Tobin, Jack, of - 1926-27

Tobin, Jackie, 3b - 1945

Todd, Phil, 1b - 1924-30

Tolar, Kevin, lhp - 2003**Tomberlin, Andy, of - 1994**

Tonnenman, Tony, c - 1911

Torrez, Mike, rhp - 1978-82**Traber, Billy, lhp - 2009****Trautwein, John, rhp - 1988****Travis, Sam, 1b - 2017-19**

Trimble, Joe, rhp - 1955

Tricek, Ricky, rhp - 1994, '97

Trout, Dizzy, rhp - 1952

Truesdale, Frank, 2b - 1918

Trujillo, Mike, rhp - 1985-86**Tudor, John, lhp - 1979-83**

Turley, Bob, rhp - 1963

U (4)**Uehara, Koji, rhp - 2013-16**

Umphlett, Tom, cf - 1953

Unglaub, Bob, inf - 1904-05, '07-08

Urbina, Ugueth, rhp - 2001-02**V (33)**

Vache, Tex, of - 1925

Valdez, Carlos, rhp - 1998**Valdez, Julio, ss - 1980-83****Valdez, Sergio, rhp - 1994****Valencia, Danny, 3b - 2012****Valentin, John, ss-3b - 1992-01****Valle, Dave, c - 1994**

Van Camp, Al, of-1b - 1931-32

Vandenburg, Hy, rhp - 1935

Van Buren, Jermaine, rhp - 2006

Van Dyke, Ben, lhp - 1912

VanEgmond, Tim, rhp - 1994-95**Van Every, Jonathan, of - 2008-10****Varitek, Jason, c - 1997-11****Varvaro, Anthony, rhp - 2015****Vaughn, Mo, 1b - 1991-98****Vazquez, Christian, c - 2014, '16-19****Vazquez, Ramon, inf - 2005**

Veach, Bobby, rhp - 1924-25

Veale, Bob, lhp - 1972-74**Velazquez, Gil, inf - 2008-09****Velazquez, Hector, rhp - 2017-19****Veras, Dario, rhp - 1998****Veras, Wilton, 3b - 1999-00**

Vernon, Mickey, 1b - 1956-57

Vick, Sammy, of - 1921

Victorino, Shane, of - 2013-15**Villarreal, Brayan, rhp - 2013****Viola, Frank, lhp - 1992-94**

Vitt, Oscar, inf - 1919-21

Vollmer, Clyde, of - 1950-53

Volz, Jake, rhp - 1901

Vosmik, Joe, lf - 1938-39

W (108)

Wade, Jake, lhp - 1939

Wagner, Charlie, rhp - 1938-42, '46

Wagner, Billy, lhp - 2009**Wagner, Gary, rhp - 1969-70**

Wagner, Hal, c - 1944, '46-47

Wagner, Heinie, ss-2b - 1906-13, '15-16, '18

Wakefield, Tim, rhp - 1995-11

Walberg, Rube, lhp - 1934-37

Walden, Marcus, rhp - 2018-19**Walker, Chico, of - 1980-81, '83-84**

Walker, Tillie, cf - 1916-17

Walker, Todd, 2b - 2003

Wall, Murray, rhp - 1957-59

Walsh, Jimmy, of - 1916-17

Walters, Bucky, inf - 1933-34

Walters, Fred, c - 1945

Walters, Roxy, c - 1919-23

Wambsgans, Bill, 2b - 1924-25

Wanninger, Pee Wee, ss - 1927

Warner, John, c - 1902

Warstler, Rabbit, ss-2b - 1930-33

Wasdin, John, rhp - 1997-00**Waslewski, Gary, rhp - 1967-68****Watson, Bob, 1b - 1979**

Watwood, Johnny, of-1b - 1932-33

Weaver, Monte, rhp - 1939

Webb, Earl, rf - 1930-32

Weber, Ryan, rhp - 2019**Webster, Allen, rhp - 2013-14****Webster, Lenny, c - 1999****Webster, Ray, 2b - 1960****Wedge, Eric, c - 1991-92, '94****Weeks, Jemile, inf-of - 2014-15**

Weiland, Bob, lhp - 1932-34

Weiland, Kyle, rhp - 2011

Welch, Frank, of - 1927

Welch, Herb, ss - 1925

Welch, Johnny, rhp - 1932-36

Wells, David, lhp - 2005-06

Welzer, Tony, rhp - 1926-27

Wenz, Fred, rhp - 1968-69

Werber, Bill, inf - 1933-36

Werle, Bill, lhp - 1953-54

Wertz, Vic, 1b - 1959-61

West, David, lhp - 1998**Wheeler, Dan, rhp - 2011****White, Matt, lhp - 2003**

White, Sammy, c - 1951-59

Whiteman, George, of - 1907, '18

Whiten, Mark, rf - 1995**Whitt, Ernie, c - 1976**

Widmar, Al, rhp - 1947

Wight, Bill, lhp - 1951-52

Wilber, Del, c - 1952-54

Wilhoit, Joe, of - 1919

Williams, Dana, lf - 1989

Williams, Dave, lhp - 1902

Williams, Denny, of - 1924-25, '28

Williams, Dib, inf - 1935

Williams, Dick, inf-of - 1963-64

Williams, Ken, of - 1928-29

Williams, Randy, lhp - 2011

Williams, Rip, 1b-c - 1911

Williams, Stan, rhp - 1972

Williams, Ted, lf - 1939-42, '46-60

Williamson, Scott, rhp - 2003-04**Willoughby, Jim, rhp - 1975-77****Wills, Ted, lhp - 1959-62****Wilson, Alex, rhp - 2013-14**

Wilson, Archie, of - 1952

Wilson, Duane, lhp - 1958

Wilson, Earl, rhp - 1959-60, '62-66

Wilson, Gary, 2b - 1902

Wilson, Jack, rhp - 1935-41

Wilson, Jim, rhp - 1945-46

Wilson, John, rhp - 1927-28

Wilson, Les, of - 1911

Wilson, Squanto, 1b - 1914

Wiltse, Hal, lhp - 1926-28

Wingfield, Ted, rhp - 1924-27

Winn, George, lhp - 1919

Winningsham, Herm, of - 1992

Winsett, Tom, rhp - 1930-31, '33

Winter, George, rhp - 1901-08

Winters, Clarence, rhp - 1924

Wise, Rick, rhp - 1974-77

Wittig, Johnny, rhp - 1949

Wolcott, Bob, rhp - 1999**Wolfe, Larry, inf - 1979-80**

Wolter, Harry, lhp - 1909

Wood, Smoky Joe, rhp - 1908-15

Wood, Joe, rhp - 1944

Wood, Ken, of - 1952

Wood, Wilbur, lhp - 1961-64**Woodard, Steve, rhp - 2003**

Woods, John, rhp - 1924

Woods, Pinky, rhp - 1943-45

Woodward, Chris, inf - 2009**Woodward, Rob, rhp - 1985-88****Wooten, Shawn, c-of - 2005****Workman, Brandon, rhp - 2013-14, '17-19**

Workman, Hoge, rhp - 1924

Worthington, Al, rhp - 1960**Wright, Jim, rhp - 1978-79****Wright, Steven, rhp - 2013-19**

Wright, Tom, of - 1948-51

Wyatt, John, rhp - 1966-68

Wyckoff, John, rhp - 1916-18

X (0)**Y (8)****Yastrzemski, Carl, lf-1b - 1961-83**

Yerkes, Steve, 2b-ss - 1909, '11-14

York, Rudy, 1b - 1946-47

Youkilis, Kevin, 1b-3b - 2004-12**Young, Chris, of - 2016-17**

Young, Cy, rhp - 1901-08

Young, Matt, lhp - 1991-92**Young, Tim, lhp - 2000****Z (8)**

Zahniser, Paul, rhp - 1925-26

Zarilla, Al, of - 1949-50, '52-53

Zauchin, Norm, 1b - 1951, '55-57

Zeiser, Matt, rhp - 1914

Ziegler, Brad, rhp - 2016**Zink, Charlie, rhp - 2008**

Zuber, Bill, rhp - 1946-47

Zupcic, Bob, of - 1991-94

All-Time Roster, Continued

All-Time Red Sox Managers (With Positions As Players)

*Baker, Del, c - 1960
Barrow, Ed - 1918-20 (no pro exp.)
Barry, Jack, ss-2b - 1917
Boudreau, Lou, ss - 1952-54
Carrigan, Bill, c - 1913-16, '27-29
Chance, Frank, 1b - 1923
Collins, Jimmy, 3b - 1901-06
Collins, Shano, of - 1931-32
Cora, Alex, inf - 2018-19
Cronin, Joe, ss - 1935-47
Donovan, Patsy, of - 1910-11
Duffy, Hugh, of - 1921-22
Farrell, John, rhp - 2013-17
Fohl, Lee, c - 1924-26
Francona, Terry, inf-of - 2004-11
Harris, Bucky, 2b - 1934
Herman, Billy, 2b - 1964-66

Higgins, Mike, 3b - 1955-59, '60-62
Hobson, Butch, 3b - 1992-94
Houk, Ralph, c - 1981-84
Huff, George, c - 1907
Johnson, Darrell, c - 1974-76
Jurgens, Billy, inf - 1959-60
Kasko, Eddie, ss - 1970-73
Kennedy, Kevin, c - 1995-96
Kerrigan, Joe, rhp - 2001
Lake, Fred, c - 1908-09
Little, Grady, c - 2002-03
***Lovullo, Torey, inf - 2015**
McCarthy, Joe, inf-of - 1948-50
McGuire, Deacon, c - 1907-08
McManus, Marty, inf - 1932-33
McNamara, John, c - 1985-88
Morgan, Joe, inf - 1988-91

O'Neill, Steve, c - 1950-51
Pesky, Johnny, ss-3b - 1963-64, *80
*Popowski, Eddie, inf - 1969, '73
*Runnels, Pete, 2b-1b - 1966
Stahl, Chick, cf - 1906
Stahl, Jake, 1b-c - 1912-13
Unghlaub, Bob, inf - 1907
Valentine, Bobby, of - 2012
Wagner, Heinie, ss-2b - 1930
Williams, Dick, inf-of - 1967-69
Williams, Jimmy, inf - 1997-01
*York, Rudy, 1b - 1959
*Young, Cy, rhp - 1907
Zimmer, Don, inf - 1976-80

*Interim Manager

All-Time Red Sox Coaches (1921-2019) and Head Trainers (1940-2019)

Alicea, Luis - 2007-08
Allenson, Gary - 1992-94
Amaro Jr., Ruben - 2016-17
Bailey, Buddy - 2000
Baker, Del - 1945-48, '53-60
Bannister, Brian - 2016-19
Barkett, Andy - 2018-19
Berardino, Dick - 1989-91
Berg, Moe - 1939-41
Beyeler, Arnie - 2013-15
Bjornson, Craig - 2018-19
Bogar, Tim - 2009-12
Brown, Mace - 1965
Bryant, Don - 1974-76
Bumbry, Al - 1988-93
Burke, Jimmy - 1921-23
Burleson, Rick - 1992-93
Burns, Jack - 1955-59
Burwell, Bill - 1944
Butterfield, Brian - 2013-17
Camilli, Doug - 1970-73
Carey, Tom - 1946-47
Carlucci, Dave - 1996
Cloninger, Tony - 2002-03
Colbrunn, Greg - 2013-14
Coleman, Bob - 1928
Combs, Earl - 1948-52
Cubbage, Mike - 2002-03
Cumberland, John - 1995, '99-01
Cuyler, Kiki - 1949
Daly, Tom - 1933-46
Davis, Chili - 2015-17
DiSarcina, Gary - 2017
Dobson, Joe - 1954
Doerr, Bobby - 1967-69
Dorish, Harry - 1963
Down, Rick - 2001
Duffy, Hugh - 1931, '39
Easler, Mike - 1993-94
Ellis, Sammy - 1996
Evans, Dwight - 2002
Falk, Bibb - 1934
Farrell, John - 2007-10
Febles, Carlos - 2018-19
Ferriss, Dave - 1955-59
Fischer, Bill - 1985-91
Gale, Rich - 1992-93
Gardner, Billy - 1965-66
Goodwin, Tom - 2018-19
***Gregson, Goose - 2003**
Haddix, Harvey - 1971
Hale, DeMarlo - 2006-11
Harper, Tommy - 1980-84, '00-02
Haselman, Bill - 2005-06
Hebner, Richie - 1989-91
Herman, Billy - 1960-64

Hriniak, Walt - 1977-88
Hulswitt, Rudy - 1931-33
Hyers, Tim - 2018-19
Jackson, Al - 1977-79
Jackson, Ron - 2003-06
Jauss, Dave - 1997-99, '01
Johnson, Darrell - 1968-69
Johnson, Ron - 2010-11
Johnson, Tim - 1995-96
Jones, Lynn - 2004-05
Kerrigan, Joe - 1997-01
Kim, Wendell - 1997-00
Kipper, Bob - 2002
Lachemann, Rene - 1985-86
Lakeman, Al - 1963-64, '67-69
Lamont, Gene - 2001
Leifield, Lefty - 1924-26
Lenhardt, Don - 1970-73
LeVangie, Dana - 2013-19
Little, Grady - 1997-99
Lovullo, Torey - 2013-16
Magadan, Dave - 2007-12
Maglie, Sal - 1960-62, '66-67
Malmberg, Harry - 1963-64
Mayo, Eddie - 1951
McCallister, Jack - 1930
McClure, Bob - 2012
McKechnie, Bill - 1952-53
McLaren, John - 1991
McNertney, Jerry - 1988
Melillo, Oscar - 1952-53
Miller, Bing - 1937
Mills, Brad - 2004-09
Mills, Buster - 1954
Morgan, Joe - 1985-88
Narron, Jerry - 2003
Niemann, Randy - 2012
Nieves, Juan - 2013-15
Nipper, Al - 1995-96, '06
Norman, Nelson - 2001
Ochoa, Alex - 2012
Okrie, Len - 1961-62, '65-66
Oliver, Dave - 1995-96
O'Neill, Steve - 1950
Onslow, Jack - 1934
Owen, Mickey - 1955-56
Pennock, Herb - 1936-39
Pesky, Johnny - 1975-84
Podres, Johnny - 1980
Pole, Dick - 1998
Popowski, Eddie - 1967-74, '76
Rice, Jim - 1995-00
Roarke, Mike - 1994
Rodriguez, Victor - 2013-17
Roenicke, Ron - 2018-19
Rojas, Euclides - 2003-04

Royster, Jerry - 2012
Runnels, Pete - 1965-66
Ryan, John - 1923-27
Schacht, Al - 1935-36
Schreiber, Paul - 1947-58
Schulte, John - 1949-50
Shellenback, Frank - 1940-44
Singer, Rac - 1987-90
Stange, Lee - 1972-74, '81-84
Stanley, Mike - 2002
Starrette, Herm - 1995-97
Susce, George, C.M. - 1950-54
Sveum, Dale - 2004-05
Thomas, George - 1970
Torchia, Tony - 1985
Treuel, Ralph - 2001, '06
Tuck, Gary - 2007-12
Turley, Bob - 1964
Vázquez, Ramón - 2018-19
Wagner, Charlie - 1970
Wagner, Heinie - 1927-29
****Wallace, Dave - 2003-06**
Wathan, John - 1994
White, Frank - 1994-96
Williams, Dallas - 2003
Williams, Stan - 1975-76
Willis, Carl - 2015-17
Woodall, Larry - 1942-48
York, Rudy - 1959-62
Yost, Eddie - 1977-84
Young, Curt - 2011
Zimmer, Don - 1974-76, '92

*interim **interim in 2003

HEAD TRAINERS

Fadden, Jack - 1950-65
Froelich, Ed - 1948-50
*Green, Win - 1940-47
Jameyson, Rick - 2012-15
LeRoux, Buddy - 1966-74
Lessard, Paul - 2006-09
Moss, Charlie - 1975-94
Pearson, Brad - 2015-19
Reinold, Mike - 2010-11
Rowe, Jim - 1995-05
****Zawacki, Rich - 1981-2000**

*Green was assistant trainer from the mid-1950s through the 1960s.

**Zawacki was the physical therapist with the Red Sox from 1981 and began traveling with the team full-time in 1990.

Relatives Who Played For the Red Sox

BROTHERS	POS.	YEARS	FATHERS/SONS	POS.	YEARS
Barrett, Marty	2B	1982-90	Camilli, Dolf	1B	1945
Barrett, Tommy	2B	1992	Camilli, Doug	Coach	1970-73
Carlyle, Roy	OF	1925-26	Connolly, Sr., Ed	C	1929-32
Carlyle, Cleo	OF	1927	Connolly, Jr., Ed	LHP	1964
Conigliaro, Tony	OF, DH	1964-67, 69-70, 75	Ellsworth, Dick	LHP	1968-69
Conigliaro, Billy	OF	1969-71	Ellsworth, Steve	RHP	1988
Drew, J.D.	RF	2007-11	Ripley, Walt	RHP	1935
Drew, Stephen	SS	2013	Ripley, Allen	RHP	1978-79
Ferrell, Rick	C	1933-37	Sullivan, Haywood	C	1955, '57, 1959-60
Ferrell, Wes	RHP	1934-37	Sullivan, Marc	C	1982, '84-'87
Gaston, Alex	C	1926, 1929	Wood, Smoky Joe	RHP	1908-15
Gaston, Milt	RHP	1929-31	Wood, Joe	RHP	1944
Heving, Johnnie	C	1924-25, 1928-30	GRANDFATHER/SON	POS.	YEARS
Heving, Joe	RHP	1938-40	Collins, John "Shano"	OF	1921-25
Hughes, Long Tom	RHP	1902-03	Gallagher, Bob	PH-PR	1972
Hughes, Ed	RHP	1905-06	Dente, Sam	3B	1947
Johnson, Roy	OF	1932-35	Porcello, Rick	RHP	2015-18
Johnson, Bob	OF	1944-45	UNCLE/NEPHEW	POS.	YEARS
Martinez, Pedro	RHP	1998-04	Aviles, Ramon	INF	1977
Martinez, Ramon	RHP	1999-00	Aviles, Mike	INF	2011-12
Sadowski, Ed	C	1960	Batts, Matt	C	1947-51
Sadowski, Bob	RHP	1966	Heep, Danny	OF	1989-90
			Dallessandro, Dom	OF	1937
			Gernert, Dick	1B-OF	1952-59



The Ferrell brothers, pitcher Wes and catcher Rick, were Red Sox teammates from 1934-37. Photo courtesy of The National Baseball Hall of Fame and Museum.

Red Sox Hall of Fame/Cooperstown

Since its inception in 1995, the Red Sox Hall of Fame has recognized the outstanding careers of former Red Sox players and managers. Selections are made by a committee headed by Red Sox team historian Gordon Edes and comprised of club executives, local and national media members, historians, and fan representatives. Also eligible for induction are non-playing and non-managing personnel, which include front office executives, broadcasters, scouts and coaches, as well as other deserving members of the Red Sox organization. The committee also singles out a memorable moment in Red Sox history for special recognition.

To be eligible for nomination, players must have spent at least three years with the Red Sox and have been out of uniform as an active player at least three years. Managers also are required to have spent three years with the Red Sox. The next Red Sox Hall of Fame induction ceremony will take place in 2020.

In all, 36 former Red Sox have been enshrined in the National Baseball Hall of Fame in Cooperstown for their playing careers. Players, coaches, executives, owners, and broadcasters who have been inducted to both the Red Sox Hall of Fame and National Baseball of Fame are in boldface below.

Red Sox Hall of Famers

NAME	POSITION	INDUCTED	YEARS WITH BOSTON
Barrett, Marty	2B	2012	1982-90
Boggs, Wade	3B	2004	1982-92
Bresciani, Dick	Executive	2006	1972-2014
Burks, Ellis	CF	2012	1987-92, 2004
Burleson, Rick	SS	2002	1974-80
Carrigan, Bill	C/Manager	2004	1906, 1908-16, 1927-29
Castiglione, Joe	Broadcaster	2014	1983-
Clemens, Roger	RHP	2014	1984-96
Coleman, Ken	Broadcaster	2000	1966-74, 1979-89
Collins, Eddie*	Executive	2006	1933-51
Collins, Jimmy*	3B/Manager	2004	1901-07
Conigliaro, Tony	RF	1995	1964-67, 1969-70, 1975
Cronin, Joe*	SS/Manager	1995	1935-47
D'Angelo, Arthur [^]	N/A	2018	N/A
Digby, George	Scout	2008	1944-94
DiMaggio, Dom	CF	1995	1940-42, 1946-53
Dobson, Joe	RHP	2012	1941-43, 1946-50, 1954
Doerr, Bobby*	2B/Coach	1995	1937-51, 1967-69
Eckersley, Dennis	RHP	2004	1978-84, 1998
Evans, Dwight	RF/Coach	2000	1972-90, 2002
Ferrell, Rick*	C	1995	1933-37
Ferrell, Wes	RHP	2008	1934-37
Ferriss, Boo	RHP/Coach	2002	1945-50, 1955-59
Fisk, Carlton	C	1997	1969, 1971-80
Flagstead, Ira	OF/SS	2016	1923-29
Foxx, Jimmie*	1B	1997	1936-42
Freeman, John Frank	OF/1B	2018	1901-07
Garciparra, Nomar	SS	2014	1996-2004
Gardner, Larry	3B	2000	1908-17
Goodman, Billy	INF/OF	2004	1947-57
Gorman, Lou	Executive	2002	1984-2011
Gowdy, Curt%	Broadcaster	2000	1951-65
Green, Alphonso	Fan Services Employee	2018	1973-present
Greenwell, Mike	LF	2008	1985-96
Grove, Lefty*	LHP	2002	1934-41
Harper, Tommy	OF/Coach	2010	1972-74, 1980-85, 2000
Harrington, John	Executive	2002	1973-2002
Hooper, Harry*	RF	1997	1909-20
Hughson, Tex	RHP	2002	1941-44, 1946-49
Hurst, Bruce	LHP	2004	1980-88
Kasko, Eddie	SS/Manager/Executive	2010	1966-94
Kennedy, Sr., Ed	Executive	2008	1948-91
Kinder, Ellis	RHP	2006	1948-55
Jensen, Jackie	RF	2000	1954-59, 1961
Lee, Bill	LHP	2008	1969-78
Leonard, Dutch	LHP	2012	1913-18
Lewis, Duffy	LF	2002	1910-17
Lonborg, Jim	RHP	2002	1965-71

* Elected to National Baseball Hall of Fame prior to the Red Sox Hall of Fame % Curt Gowdy was awarded the Ford C. Frick Award in 1984.

[^] Arthur D'Angelo (founder of '47 Brand) was the Red Sox Hall of Fame's first-ever "Special Achievement" inductee

Red Sox Hall of Fame/Cooperstown, Continued

Lowe, Derek	RHP	2018	1997-2004
Lowell, Mike	3B	2018	2006-10
Lucchino, Larry	President/CEO	2016	2002-2015
Lynn, Fred	CF	2002	1974-80
Malzone, Frank	3B	1995	1955-65
Martin, Ned	Broadcaster	2000	1961-92
Martinez, Pedro*	RHP	2014	1998-2004
Monbouquette, Bill	RHP	2000	1958-65
Mondor, Ben	PawSox Owner	2004	1977-2010
Mooney, Joe	Groundskeeper	2012	1970-
Morgan, Joe	Coach/Manager	2006	1988-91
O'Connell, Dick	Executive	1997	1949-77
Parnell, Mel	LHP	1997	1947-56
Pennock, Herb*	LHP/Coach	1995	1915-22, 1934, 1936-39
Pesky, Johnny	SS/3B/Coach	1995	1942, 1946-52, 1975-84
Petrocelli, Rico	SS/3B	1997	1963, 1965-76
Piersall, Jimmy	CF	2010	1950, 1952-58
Radatz, Dick	RHP	1997	1962-66
Remy, Jerry	2B	2006	1978-84
Rice, Jim	LF/Coach	1995	1974-89, 1995-2000
Ruffing, Red*	RHP	1995	1924-30
Runnels, Pete	1B/2B/Coach	2004	1958-62, 1965-66
Ruth, Babe*	LHP/OF	1995	1914-19
Schilling, Curt	RHP	2012	2004-07
Scott, Everett	SS	2008	1914-21
Scott, George	1B	2006	1966-71, 1977-79
Smith, Reggie	CF/RF	2000	1966-73
Speaker, Tris*	CF	2000	1907-15
Stanley, Bob	RHP	2000	1977-89
Stephens, Vern	SS	2006	1948-52
Sullivan, Frank	RHP	2008	1953-60
Sullivan, Haywood	C/Executive	2004	1966-93
Taylor, John I.	Owner	2012	1904-11
Tiant, Luis	RHP	1997	1971-78
Valentin, John	SS/3B	2010	1992-2001
Varitek, Jason	C	2016	1997-2011
Vaughn, Mo	1B	2008	1991-98
Wakefield, Tim	RHP	2016	1995-2011
Williams, Dick	OF/Manager	2006	1963-64, 1967-69
Williams, Ted*	LF	1995	1939-60
Wood, Smoky Joe	RHP	1995	1908-15
Yastrzemski, Carl*	LF	1995	1961-83
Yawkey, Jean	Owner	1995	1976-92
Yawkey, Tom*	Owner	1995	1933-76
Youkilis, Kevin	3B/1B	2018	2004-12
Young, Cy*	RHP	1997	1901-08
Zimmer, Don	Coach/Manager	2010	1974-80, 1992

1995: Tony Conigliaro, Joe Cronin, Dom DiMaggio, Bobby Doerr, Rick Ferrell, Frank Malzone, Herb Pennock, Johnny Pesky, Jim Rice, Red Ruffing, Babe Ruth, Ted Williams, Smoky Joe Wood, Carl Yastrzemski, Jean Yawkey, Tom Yawkey
1997: Carlton Fisk, Jimmie Foxx, Harry Hooper, Dick O'Connell, Mel Parnell, Rico Petrocelli, Dick Radatz, Luis Tiant, Cy Young

2000: Ken Coleman, Dwight Evans, Larry Gardner, Curt Gowdy, Jackie Jensen, Ned Martin, Bill Monbouquette, Reggie Smith, Tris Speaker, Bob Stanley

2002: Rick Burleson, Boo Ferriss, Lou Gorman, Lefty Grove, John Harrington, Tex Hughson, Duffy Lewis, Jim Lonborg, Fred Lynn

2004: Wade Boggs, Bill Carrigan, Jimmy Collins, Dennis Eckersley, Billy Goodman, Bruce Hurst, Ben Mondor, Pete Runnels, Haywood Sullivan

2006: Dick Bresciani, Eddie Collins, Ellis Kinder, Joe Morgan, Jerry Remy, George Scott, Vern Stephens, Dick Williams

2008: George Digby, Wes Ferrell, Mike Greenwell, Ed Kenney Sr., Bill Lee, Everett Scott, Frank Sullivan, Mo Vaughn

2010: Tommy Harper, Eddie Kasko, Jimmy Piersall, John Valentin, Don Zimmer

2012: Marty Barrett, Ellis Burks, Joe Dobson, Dutch Leonard, Joe Mooney, Curt Schilling, John I. Taylor

2014: Joe Castiglione, Roger Clemens, Nomar Garciaparra, Pedro Martinez

2016: Ira Flagstead, Larry Lucchino, Jason Varitek, Tim Wakefield

2018: Arthur D'Angelo, John Frank "Buck" Freeman, Alphonso "Al" Green, Derek Lowe, Mike Lowell, Kevin Youkilis

Red Sox Hall of Fame/Cooperstown, Continued

2020 Red Sox Hall of Fame Class

Former Red Sox players **Rich Gedman**, **David Ortiz**, **Manny Ramirez**, and the late **Bill Dinneen** have been selected as the 2020 Red Sox Hall of Fame inductees. **Dan Duquette** has been chosen as the non-uniformed inductee.

In addition, the Red Sox' 3-0, World Series-clinching win over the St. Louis Cardinals on October 27, 2004, has been selected as the "Memorable Red Sox Moment," a moment in Red Sox history that is regarded for its special significance.

The Class of 2020 will be honored at a Red Sox Foundation gala on April 30.

Red Sox Hall of Fame Most Memorable Moments

YEAR	MOMENT
1995	Roger Clemens' 1st ML record 20-K game 4/29/1986 vs. Seattle in Fenway Park.
1997	Carlton Fisk's 12th-inning, winning HR in Game 6, the 1975 WS vs Cincinnati.
2000	Dave Henderson's 9th-inning, 2-out, go-ahead HR in Game 5 of the 1986 ALCS in Anaheim.
2002	Earl Wilson's no-hit game vs. the Los Angeles Angels on 6/26/1962 in Fenway Park, the 1st by an African American in AL history.
2004	Bernie Carbo's 2-out, pinch-hit, game-tying, 3-run HR in the 8th inning of Game 6 in the 1975 WS vs. the Cincinnati Reds in Fenway Park.
2006	Dave Roberts' 9th-inning stolen base in Game 4 of the 2004 ALCS in Fenway Park.
2008	Curt Schilling's 10/19/2004 ALCS Game 6 win in Yankee Stadium.
2008	Ted Williams' last HR on his final at-bat, 9/28/1960 at Fenway Park.
2010	Tom Brunansky's sliding catch vs. CWS to end the season and clinch the AL East on 10/3/1990.
2012	Final game of 1967 season (10/1) when Red Sox clinched the pennant, featuring Carl Yastrzemski and Jim Lonborg.
2014	Pedro Martinez's 17-strikeout, one-hit game vs. the Yankees in New York on 9/10/99.
2016	David Ortiz's game-tying grand slam in Game 2 of the 2013 ALCS vs. the Detroit Tigers.
2018	Pumpsie Green's major league debut on 7/21/59 at Comiskey Park, as he became the first African American player in Red Sox history.


Other Red Sox in Cooperstown

In addition to the 19 players who are also in the Red Sox Hall of Fame, 17 other National Baseball Hall of Famers appeared in at least 1 game in a Red Sox uniform:

PLAYER	POSITION	RED SOX YEARS	GAMES	INDUCTED
Jesse Burkett	OF	1905	149	1946
Jack Chesbro	P	1909	1	1946
Al Simmons	OF	1943	40	1953
Heinie Manush	OF	1936	82	1964
Waite Hoyt	P	1919-20	35	1969
Lou Boudreau	SS	1951-52	86	1970
George Kell	2B-OF	1952-54	235	1983
Juan Marichal	P	1974	11	1983
Luis Aparicio	SS	1971-73	367	1984
Ferguson Jenkins	P	1976-77	58	1991
Tom Seaver	P	1986	16	1992
Orlando Cepeda	DH	1973	142	1999
Tony Perez	1B	1980-82	304	2000
Rickey Henderson	OF	2002	72	2009
Andre Dawson	OF	1993-94	196	2010
John Smoltz	P	2009	8	2015
Lee Smith	P	1988-90	139	2019

In addition to Jimmy Collins and Joe Cronin, 9 other National Baseball Hall of Famers have managed the Red Sox:

MANAGER	RED SOX YEARS	GAMES	INDUCTED
Cy Young	1907	6	1937
Hugh Duffy	1921-22	308	1945
Frank Chance	1923	154	1946
Ed Barrow	1918-20	418	1953
Joe McCarthy	1948-50	369	1957
Lou Boudreau	1952-54	463	1970
Bucky Harris	1934	153	1975
Billy Herman	1964-66	310 (includes 2 games as interim mgr. in 1964)	1975
Dick Williams	1967-69	477	2008



NATIONAL BASEBALL HALL OF FAME AND MUSEUM

25 Main Street, Cooperstown, New York 13326

Phone: (607) 547-7200

Public Relations: (607) 547-0215

E-mail address: info@baseballhall.org

Website: baseballhall.org

Summer Hours: Memorial Day Weekend - Labor Day Weekend: 9 a.m. to 9 p.m.

Regular Hours: 9 a.m. to 5 p.m.

Holiday Closings: Thanksgiving Day, Christmas Day, and New Year's Day.

DIRECTORY: Jane Forbes Clark (Chairman), Joe Morgan (Vice Chairman), Tim Mead (President), Jeff Jones (Senior Vice President of Finance and Administration), Sean Gahagan (Vice President, Retail Merchandising & Licensing), Erik Strohl (Vice President, Exhibitions and Collections), Ken Meifert (Vice President, Sponsorship & Development)

RESEARCH AND LIBRARY CONTACTS: Jim Gates (Librarian)

PR CONTACTS: Jon Shestakofsky (Vice President, Communications & Education) and Craig Muder (Comm. Director)

HALL OF FAME WEEKEND 2020: July 24-27

Class of 2020: Derek Jeter, Marvin Miller, Ted Simmons and Larry Walker

Awards Presentation: Sat. July 25, 4:30 p.m. ET **Induction:** Sun. July 26, 1:30 p.m. ET, Clark Sports Center

RED SOX IN THE HALL OF FAME

A total of 44 former players, managers and executives in the Hall of Fame spent some or part of their professional careers with the Boston Red Sox, including 2019 electee Lee Smith. Eleven of the other 43 men spent a majority of their careers with the Red Sox including: Wade Boggs, Jimmy Collins, Joe Cronin, Bobby Doerr, Harry Hooper, Pedro Martinez, Jim Rice, Ted Williams, Carl Yastrzemski, Cy Young and Thomas Yawkey. For a complete list of Boston Red Sox in the Hall of Fame, visit the "Hall of Famers" team pages at www.baseballhall.org.

2018 RED SOX WORLD SERIES ARTIFACTS IN COOPERSTOWN

- Jersey worn by David Price in Game 5 when he picked up the victory in the clinching game.
- Bat used by Steve Pearce in Game 4 when he homered in Boston's 9-6 victory.
- Glasses worn by relief pitcher Joe Kelly in Game 5.
- Cap and spikes worn by pitcher Nathan Eovaldi throughout the World Series.
- Batting helmet and batting gloves used by Brock Holt, including on Oct. 8 when he became the first player to hit for the cycle in a postseason game.
- Hoodie worn by Red Sox manager Alex Cora throughout the World Series.



Artifacts from 2018 World Series.

NOTABLE RED SOX ARTIFACTS IN COOPERSTOWN

- Jersey worn by Christian Vazquez when he caught the first pitches thrown in an MLB game on European soil on Jun 29, 2019, in London.
- Spikes worn by Chris Sale on Sept. 20, 2017, when he recorded his 300th strikeout of the season.
- Home jersey worn by Mookie Betts during the 2016 season.
- Bat used by World Series MVP David Ortiz throughout the 2013 postseason.
- Bat and batting gloves used by Jonny Gomes to hit his three-run home run in Game 4 of the 2013 World Series.
- Ball signed by Kevin Youkilis from his record-setting 194th consecutive errorless game at first base on April 2, 2008.
- Triple Crown Award won by Carl Yastrzemski in 1967; led the A.L. in batting .326 with 44 home runs and 121 RBI.
- Bat and ball used to register Ted Williams' 500th home run on June 17, 1960.

A LOOK AHEAD TO 2021

Ballots for the 2021 Hall of Fame/BBWAA election will be distributed following the 2020 season with results from the voting scheduled to be announced in January 2021. A partial list of first-year candidates for election includes Mark Buehrle, Tim Hudson, Torii Hunter and Aramis Ramirez. Historical information on past BBWAA elections and the election process can be accessed at www.baseballhall.org or by contacting the Hall of Fame Communications department.

CONNECT TO COOPERSTOWN

- For up-to-the-minute news from Cooperstown, visit at www.baseballhall.org. Stay up-to-date on all the activity at the Hall of Fame's official site and through social networking on Facebook, Instagram, Twitter and YouTube.
- If you would like to receive interesting stories and timely news items direct from the Hall of Fame and get the inside track on the latest happenings in Cooperstown, sign up for *Inside Pitch*. There's no cost to receive our weekly electronic newsletter in your e-mail box at home or work and it's easy to enroll: Just log on to www.baseballhall.org/media/museum-facts.
- If you have an interest in receiving *Around The Horn*, the Hall's monthly media newsletter, please send an e-mail to info@baseballhall.org. Be sure to include your name, name of organization and e-mail address. Or visit www.baseballhall.org/media-info.

RESEARCH ASSISTANCE

The Hall of Fame is pleased to provide assistance in baseball research and members of the media are encouraged to utilize this valuable baseball resource whenever necessary by calling the Public Relations department at (607) 547-0215, or the Library Reference desk at (607) 547-0330.

Retired Numbers

In 1997 the Red Sox retired No. 42, joining the rest of MLB in honoring Jackie Robinson. The organization has retired 10 additional numbers: **1** (Bobby Doerr), **4** (Joe Cronin), **6** (Johnny Pesky), **8** (Carl Yastrzemski), **9** (Ted Williams), **14** (Jim Rice), **26** (Wade Boggs), **27** (Carlton Fisk), **34** (David Ortiz), and **45** (Pedro Martinez).



9-Ted Williams, LF

Born: August 30, 1918 in San Diego, CA
Died: July 5, 2002 in Inverness, FL
Batted/Threw: Left/Right
Number formally retired: May 29, 1984
Red Sox Player: 1939-42, 1946-60

Playing Record

	AVG	G	AB	R	H	2B	3B	HR	TB	RBI	BB	SO	SB
Major League Totals	.344	2292	7706	1798	2654	525	71	521	4884	1839	2021	709	54

Managerial Record

	W	L	PCT
Major League Totals	273	364	.429

Career Highlights

Was an 18-time AL All-Star...Named AL Most Valuable Player in 1946 and 1949...Won AL Triple Crown twice (1942, 47)...Is the last ML player ever to hit .400 in a season with a .406 AVG in 1941...Oldest player to win batting title with .388 AVG in 1957 at age 39...Won again in 1958 at age 40...Hit for the cycle, 7/21/1946...Holds ML career record with .482 career OBP and is 2nd all-time with a .634 career SLG (Babe Ruth .690)...Tied for AL record with Babe Ruth, Reggie Jackson, and Alex Rodriguez with 20+ homers in 16 seasons...Holds ML rookie record for most RBI with 145...Hit a Red Sox record 17 grand slams...Holds ML record for most successive times reaching base safely, 16, in Sept. 1957 (2 1B, 4 HR, 9 BB, 1 HBP)...Led AL in batting in 6 seasons (1941-42, 47-48, 57-58)...Led AL in home runs in 4 seasons (1941-42, 47, 49)...Led AL in on-base percentage in 12 seasons (1940-42, 46-49, 51, 54, 56-58)...Led AL in slugging in 9 seasons (1941-42, 46-49, 51, 54, 57)...Led AL in total bases in 5 seasons (1939, 42, 46-47, 51)...Led AL in walks in 8 seasons (1941-42, 46-49, 51, 54)...Holds ML record for most consecutive years leading in walks, 6...One of 4 players to have stolen bases in 4 decades, also Tim Lincecum, Sr., Rickey Henderson, and Omar Vizquel...*The Sporting News* No. 1 Major League Player 5 times (1941-42, 47, 49, 57)...Named Major League Baseball's Player of the Decade for the 1950's...Elected to National Baseball Hall of Fame in 1966...Named to starting outfield on Greatest Living Team, 1969...Voted Greatest Red Sox Player of all time by fans, 1969 and 1982...Managed WSH/TEX, 1969-72...Named Red Sox Consultant, Organizational Hitting Instructor, 1978...Member of Hall of Fame's Committee on Veterans, 1986-2002...Formally inducted into the Red Sox Hall of Fame, 11/1/1995.



4-Joe Cronin, SS-Mgr.

Born: October 12, 1906 in San Francisco, CA
Died: September 7, 1984 in Osterville, MA
Batted/Threw: Right/Right
Number formally retired: May 29, 1984

Red Sox Player: 1935-45
Red Sox Manager: 1935-47
Red Sox GM: 1948-58

Playing Record


	AVG	G	AB	R	H	2B	3B	HR	TB	RBI	BB	SO	SB
Red Sox Totals	.300	1134	3892	645	1168	270	44	119	1883	737	585	408	31
Major League Totals	.301	2124	7579	1233	2285	515	118	170	3546	1424	1059	700	87

Managerial Record

	W	L	PCT
Red Sox Totals	1071	916	.539
Major League Totals	1236	1055	.540

Career Highlights

1st modern-day player to become a league president...Compiled a .301 AVG in 20 major league seasons...Participated in 12 All-Star Games for AL: player in 6 (1933-35-37-38-39-41), player/manager in 1 (1934), manager in 2 (1940 and 1947), coach in 2 (1936 and 1944), & Honorary Captain in 1 (1983)...Spent 24 seasons with Red Sox as player, manager and general manager...Managed the Red Sox for 13 seasons (1935-47), most in team history...Leads all Red Sox managers with 1,071 wins (Mike Higgins is 2nd with 543)...AL MVP in 1930 at the age of 23 with Senators...Led AL in triples in 1932; led AL in doubles in 1933 and 1938...Managed Senators to AL pennant in first season as player/manager in 1933...Sold to Red Sox after 1934 season for \$250,000, a tremendous amount in the Depression era (Red Sox also sent SS Lyn Lary to Washington to complete deal)...In 1940, was named to manage AL All-Star team after league officials ruled Yankees manager Joe McCarthy had managed too many consecutive games (4)...Became 1st player to hit pinch homers in both games of a doubleheader, June 17, 1943 (in a stretch when he hit three 3-run pinch homers in 4 at-bats)...Holds AL record with 5 pinch-hit home runs in 1943...Playing career ended with a broken leg at Yankee Stadium, 4/19/1945...Managed Red Sox to AL pennant in 1946...Promoted to Red Sox general manager, 9/29/1947...Elected to National Baseball HOF in 1956...Named AL President, 1/31/1959...Named AL Chairman, 1/1/1974...Formally inducted into the Red Sox Hall of Fame, 11/1/1995.



1-Bobby Doerr, 2B

Born: April 7, 1918 in Los Angeles, CA
Died: November 13, 2017 in Junction City, OR
Batted/Threw: Right/Right
Number formally retired: May 21, 1988

Red Sox Player: 1937-44, '46-'51
Red Sox Coach: 1967-69

Playing Record

	AVG	G	AB	R	H	2B	3B	HR	TB	RBI	BB	SO	SB
Major League Totals	.288	1865	7093	1094	2042	381	89	223	3270	1247	809	608	54

Career Highlights

Named to All-Star Game 9 times (5 times as starter)...Played 14 seasons with the Red Sox (1937-44, 1946-51), before retiring due to back injury...Only Red Sox to hit for cycle twice in the regular season (5/17/44 vs. St. Louis, 5/13/47 vs. Chicago)...Ranks among all-time Red Sox leaders in runs, hits, singles, doubles, triples, home runs, RBI, walks, sacrifice hits, extra-base hits, total bases and times on base...Had 6 100-RBI seasons, the last in 1950; it would be 26 years before another 2nd baseman would drive in 100 runs (Joe Morgan in 1976)...Led AL with a .528 SLG in 1944...Named *The Sporting News* AL Player of the Year in 1944...Hit .409 (9-22) in 1946 World Series to lead team...Had a home run and 2 RBI in 1948 one-game AL playoff vs. Cleveland...Tied Dom DiMaggio for AL lead with 11 triples in 1950...Coached for Red Sox (1967-69) and Blue Jays (1977-81)...Elected to National Baseball Hall of Fame in 1986...Served as Honorary Captain for the 1988 All-Star Game...Formally inducted into the Red Sox Hall of Fame, 11/1/1995.



8-Carl Yastrzemski, LF-1B

Born: August 22, 1939 in Southampton LI, NY
Batted/Threw: Left/Right
Number formally retired: August 6, 1989
Red Sox Player: 1961-83

Playing Record

	AVG	G	AB	R	H	2B	3B	HR	TB	RBI	BB	SO	SB
Major League Totals	.285	3308	11988	1816	3419	646	59	452	5539	1844	1845	1393	168

Career Highlights

Was an 18-time AL All-Star...AL Most Valuable Player and Triple Crown winner in 1967...Set AL record with 3,308 games played, 11,988 at-bats and 13,990 plate appearances...1st AL player with 400 homers and 3,000 hits (joined by Cal Ripken Jr. and Alex Rodriguez)...Shares the ML record w/Brooks Robinson for playing 23 consecutive seasons with a single club...AL record 20 consecutive seasons with 100 or more games played...2nd player to get 100 hits in 22 years (with Ty Cobb); Pete Rose became the 3rd in 1984...Only player to collect 100 hits in each of his first 20 years...2nd to play in 100 games in 22 Years, AL Record (H. Aaron also 22, Rose ML Record, 23)...Held AL record with 190 career intentional walks until mark was broken by George Brett (228)...Led AL outfielders in assists a record 7 times...Totalled 195 outfield assists in his career...Earned 7 Gold Glove Awards...Led AL in batting AVG in 1963 (.321), 1967 (.326) and 1968 (.301)...Led AL in slugging percentage in 1965 (.536), 1967 (.622) and 1970 (.592)...Led AL in total bases in 1967 (360) and 70 (335)...*The Sporting News* AL Player of the Year, 1967...*Sporting News* No. 1 Major League Player, 1967...Selected Outstanding Player of 1970 All-Star Game...Led AL in sacrifice flies in 1972 (9) and 1977 (11)...Tied ML record with 5 homers in 2 consecutive games, 5/19-20/1976...Held Red Sox outfield record with 354 consecutive errorless chances, 7/28/1976-4/7/1978, until Coco Crisp exceeded the mark with 429 total chances, 7/21/2006-8/7/2007...Tied ML record with a 1.000 outfield fielding percentage in 1977...Received the Joe Cronin AL Award for Significant Achievement in 1979...Was AL Honorary Captain for the 1989 All-Star Game...Elected to National Baseball Hall of Fame in 1989...With Johnny Bench became the 18th and 19th players elected to Hall of Fame on 1st ballot...Received 95 percent of Hall of Fame vote, at the time the 7th-highest total in history...1st Little League alumnus to be elected to Hall of Fame...Formally inducted into the Red Sox Hall of Fame, 11/1/1995.



Retired Numbers, Continued



27-Carlton Fisk, C


Born: December 26, 1947 in Bellows Falls, VT
Batted/Threw: Right/Right
Number formally retired: September 4, 2000
Red Sox Player: 1969, 1971-80

Playing Record

	AVG	G	AB	R	H	2B	3B	HR	TB	RBI	BB	SO	SB
Red Sox Totals	.284	1078	3860	627	1097	207	33	162	1856	568	389	588	61
Major League Totals	.269	2499	8756	1276	2356	421	47	376	3999	1330	849	1386	128

Career Highlights

Retired with the most games (2,226) and HR (351 of career 376) of any catcher in ML history...After 24 seasons, retired as 1 of 3 catchers in ML history with 300 HR, 1,000 runs scored and 1,000 RBI...Was all-time Red Sox leader in games caught (990) until broken by Jason Varitek in 2006 and second in putouts (5,111)...Overall appeared in 11 All-Star Games, his last in 1991 at the age of 43...A 7-time All-Star (1972-74, 76-78, 80) for Boston, he was voted to start 4 times as a Red Sox...1st unanimous winner of the AL Rookie of the Year Award in 1972...Tied for AL lead in triples with 9 in 1972...Won the 1972 AL Rawlings Gold Glove Award for defensive excellence...Hit game-winning 12th-inning home run in Game 6 of the 1975 World Series, remembered as one of the most dramatic moments in baseball history...Became just the 5th catcher in major league history to score and drive in 100 or more runs in 1977, when he hit .315 with 106 runs scored and 102 RBI...Set the ML record in 1977 with only 4 passed balls in 151 games (broken by Gary Carter, 1 with Montreal in 1978)...Inducted into the Boston Red Sox Hall of Fame on 9/8/1997...Named AL Honorary Captain for the 1999 All-Star Game at Fenway Park...Became the 13th catcher to be inducted into the National Baseball Hall of Fame in Cooperstown, NY on 7/23/2000...Fenway Park's left-field foul pole officially dedicated Fisk Pole on 6/13/2005.



6-Johnny Pesky, SS-3B

Born: February 27, 1919 in Portland, OR
Died: August 13, 2012 in Danvers, MA
Batted/Threw: Left/Right
Number formally retired: September 28, 2008
Red Sox Player: 1942, 1946-52
Red Sox Manager: 1963-64, '80
Red Sox Broadcaster: 1969-74
Red Sox Coach: 1975-84

Playing Record

	AVG	G	AB	R	H	2B	3B	HR	TB	RBI	BB	SO	SB
Red Sox Totals	.313	1029	4085	776	1277	196	46	13	1604	361	581	189	48
Major League Totals	.307	1270	4745	867	1455	226	50	17	1820	404	662	218	53

Managerial Record

	W	L	PCT
Major League Totals	147	179	.451

Career Highlights

Ranks among Boston's career leaders in OBP, runs and at-bats per strikeout...Ranks 8th with all-time .313 AVG with Red Sox (min. 2000 PA)...Led AL with over 200 hits in 1st 3 Red Sox seasons, 1st ML player to do so...Led ML with 205 hits in 1942, club rookie record until Garciparra's 209 in 1997...His 3 200-hit seasons were a Red Sox record until surpassed by Boggs (7) and Rice (4)...Batted .331 in rookie 1942 season, 2nd behind Ted Williams (.356) in the AL...Scored an AL record 6 runs 5/8/1946 vs. Chicago...Coached Triple-A Denver in 1955 and managed in the Detroit system with 5 teams, 1956-60...Spent part of 1959 managing the Cinco Estrellas of the Nicaraguan Winter League...Managed the Seattle Rainiers of the Pacific Coast League in Red Sox system, 1961-62...Managed Boston 1963-64 and the last 5 games of 1980, compiling an overall 147-179 record (.451)...Was a coach with the Pirates, 1965-67...Managed Pittsburgh's Triple-A Columbus club in 1968...Was Red Sox radio/TV analyst, 1969-74...Red Sox first base coach, 1975-84...Served as special assistant to Red Sox general manager, 1985-92...Interim manager at Triple-A Pawtucket for part of 1990 season...Served as special assistant for Red Sox player development, 1993-99...Inducted into the inaugural class of the Red Sox Hall of Fame in 1995...Named Red Sox special assignment instructor in 2000...Fenway Park's right-field foul pole officially dedicated Pesky Pole on 9/27/2006...2012 was Pesky's 61st season with the Red Sox organization.



14-Jim Rice, LF

Born: March 8, 1953 in Anderson, SC
Batted/Threw: Right/Right
Number formally retired: July 28, 2009
Red Sox Player: 1974-89
Red Sox Coach: 1995-00

Playing Record

	AVG	G	AB	R	H	2B	3B	HR	TB	RBI	BB	SO	SB
Major League Totals	.298	2089	8225	1249	2452	373	79	382	4129	1451	670	1423	58

Career Highlights

Ranks among all-time Red Sox leaders in runs, hits, singles, doubles, triples, home runs, runs batted in, walks, slugging pct., extra-base hits, total bases and times on base...An 8-time All-Star (1977-80, 80, 83-86), he was voted to start 4 times...Only AL player to reach 400 TB since 1937 (406 in 1978)...Hit 20 or more home runs 11 times and drove in 100 runs 8 times...Had two 3-HR games...Had four 200-hit seasons; only player ever to have 3 straight 35-homer, 200-hit years (1977-79)...Led AL in total bases 3 straight years (1977-79) to tie Ted Williams and Ty Cobb for AL record...Led AL in total bases in 1977 (382), 1979 (369) and 1983 (344)...Led the ML in home runs (46), RBI (139), triples (15), total bases (406), hits (213) and slugging pct. (.600) in 1978; became the only player to lead either league in HR, 3B and RBI in same season...Named AL MVP and AL Player of the Year by *The Sporting News* in 1978...Led AL in at-bats (677), games (163) and extra-base hits (86) in 1978...Named to the AL All-Star team by *The Sporting News*, UPI and AP in 1978...Named winner of the Thomas A. Yawkey Red Sox MVP Award by the Boston Writers in 1978...Tied for AL lead in RBI (126) in 1983...Was Red Sox roving minor league hitting instructor, 1992-94...Inducted into the inaugural class of the Red Sox Hall of Fame in 1995...Was Red Sox hitting coach, 1995-2000...Selected as a coach for the 1999 All-Star Game at Fenway Park...Inducted into the Ted Williams Hitters Hall of Fame in 2001...Elected to National Baseball Hall of Fame in 2009.



26-Wade Boggs, 3B

Born: June 15, 1958 in Omaha, NE
Batted/Threw: Left/Right
Number formally retired: May 26, 2016
Red Sox Player: 1982-92

Playing Record

	AVG	G	AB	R	H	2B	3B	HR	TB	RBI	BB	SO	SB
Red Sox Totals	.338	1625	6213	1067	2098	422	47	85	2869	687	1004	470	16
Major League Totals	.328	2440	9180	1513	3010	578	61	118	4064	1014	1412	745	24

Career Highlights

Was a 1st-ballot inductee into the National Baseball Hall of Fame in 2005...With the Red Sox, was an 8-time All-Star (1985-92), won 5 batting titles (1983, '85-88), led the AL in OBP 6 times (1983, '85-89), won 6 Silver Slugger Awards (1983, '86-89, '91), and recorded 200+ hits a franchise-record 7 times (1983-89)...Started 7 straight All-Star Games from 1986-92...During his Boston career (1982-92), led all major leaguers in AVG (.338), hits (2,098), doubles (422), OBP (.428), and times on base (3,124), and paced the AL in walks (1,004) and OPS (.890)...Ranks 2nd in Sox history in AVG behind only Ted Williams, and is 3rd in OBP behind only Williams and Jimmie Foxx...Has played more games at 3B than any other player in club history (1,520)...Led Boston in both hits and AVG in 9 straight years (1983-91)...In 1985 established still-standing club records in hits (240) and multi-hit games (72)...His 135 games with at least 1 hit in 1985 are still tied for the single-season major league record...Totaled at least 200 hits and 100 walks in 4 straight seasons (1986-89), still the longest streak in big league history...Holds the all-time record for seasons leading the AL in intentional walks (6, 1987-92)...Also played with the Yankees (1993-97) and Devil Rays (1998-99)...Became the 23rd member of the 3,000-hit club with a home run on 8/7/99 vs. Cleveland...Is the all-time leader among major league third basemen in times on base (4,445), ranks second at the position in AVG, is 3rd in hits (3,010), doubles (578), and OBP (.415), and is 4th in runs scored (1,513).

History

Retired Numbers, Continued



45-Pedro Martinez, RHP

Born: October 25, 1971 in Manoguayabo, DR

Batted/Threw: Right/Right

Number formally retired: July 28, 2015

Red Sox Player: 1998-2004

Playing Record

	W-L	ERA	G	GS	CG	SHO	IP	H	R	ER	HR	BB	SO
Red Sox Totals	117-37	2.52	203	201	22	8	1383.2	1044	428	387	103	309	1683
Major League Totals	219-100	2.93	476	409	46	17	2827.1	2221	1006	919	239	760	3154

Career Highlights

First pitcher, and first foreign-born player, to have number retired by the Red Sox...Went 117-37, 2.52 ERA in 7 years with Boston (1998-2004)...Owns best win pct. in team history (.760)...Also tops club records (min. 1,000 IP) with 10.95 SO/9 IP and a .206 opponent AVG...Ranks among top Sox pitchers in SO (1,683), wins (117), and ERA...Won 2 Cy Young Awards with Boston and 3 in his career...Was an 8-time All-Star, 4 with the Red Sox...Was key part of 2004 team that brought a World Series title to Boston for the 1st time since 1918... During tenure with Boston, was MLB leader in win pct., ERA, opponent AVG, opponent OPS (.578), and WHIP (0.98), and also AL leader in SO rate...Was starter, winner, and MVP of memorable 1999 All-Star Game at Fenway Park, striking out 5 of 6 batters faced: Larkin, Walker, McGwire, Sosa, Bagwell (Williams reached on error and was caught stealing)...Career .687 winning pct. (219-100) ranks 2nd since 1900 (more than 250 dec.)...Best career opponent OBP (.276) in the live ball era (since 1920) and 2nd-best opponent AVG (.214) - min. 2,500 IP...Led MLB in ERA a record 5 times, including 4 of first 5 years with Red Sox: 1999 (2.07), 2000 (1.74), 2002 (2.26), and 2003 (2.22)...Won AL strikeout title in 1999 (313), 2000 (284), and 2002 (239)... Was unanimous AL Cy Young Award winner in back-to-back seasons, 1999 and 2000...Won AL pitching Triple Crown in 1999 with Red Sox-record 313 SO in 213.1 IP, and set MLB record striking out 38 pct. of batters faced...His 1.74 ERA in 2000 is the best by an AL pitcher since 1968...Also established modern MLB records for lowest opponent AVG (.167), lowest opponent OBP (.213), and WHIP (0.74) in 2000...Inducted into the Boston Red Sox Hall of Fame on 8/14/2014...Became the 2nd Dominican-born player to be inducted into the National Baseball Hall of Fame in Cooperstown, NY on 7/26/2015 (joining Juan Marichal)...Last game of Red Sox playing career was his World Series victory in Game 3 in St. Louis in 2004.



34-David Ortiz, DH/1B

Born: November 18, 1975 in Santo Domingo, DR

Batted/Threw: Left/Left

Number formally retired: June 23, 2017

Red Sox Player: 2003-16

Playing Record

	AVG	G	AB	R	H	2B	3B	HR	TB	RBI	BB	SO	SB
Red Sox Totals	.290	1953	7163	1204	2079	524	16	483	4084	1530	1133	1411	13
Major League Totals	.286	2408	8640	1419	2472	632	19	541	4765	1768	1319	1750	17

Career Highlights

Led the Red Sox to a World Series title in 2004, 2007, and 2013...Became just the 7th player to appear in 14 consecutive seasons for BOS (2003-16), joining Carl Yastrzemski (23), Dwight Evans (19), Tim Wakefield (17), Jim Rice (16), Jason Varitek (15), and Ted Williams (15)...Hit 483 HR with the Red Sox, trailing only Ted Williams (521) on the franchise's all-time list...Has the most walk-off HR (10) in franchise history...His 17 game-ending RBI also rank 1st in franchise history (source: Elias Sports Bureau)...Ranks among all-time club leaders in RBI, hits, doubles, extra-base hits, runs scored, walks, total bases, times on base, and games played...Recorded a ML-leading 127 RBI in 2016, his 10th with 100+ RBI, passing Ted Williams for the most such seasons in Red Sox history...Is 1 of only 5 players to record as many as 10 seasons with 30+ HR and 100+ RBI for a single team (also Babe Ruth, Lou Gehrig, Hank Aaron, and Albert Pujols)...Holds Red Sox records for postseason games (76), runs (51), hits (80), doubles (19), HR (17), extra-base hits (38), RBI (57), total bases (154), and walks (59)...Won Games 4 and 5 of the 2004 ALCS with walk-off hits in the Sox' historic comeback from a 3-0 deficit in the best-of-7 series vs. NYY...Hit a game-tying grand slam in the 8th inning of a 6-5 win in Game 2 of the 2013 ALCS vs. DET...Among ML players with at least 50 plate appearances in the Fall Classic, owns the best-ever World Series AVG (.455), OBP (.576), and SLG (.795)...Leads all DH in games (2,029), hits (2,191), doubles (557), HR (485), extra-base hits (1,060), total bases (4,239), and RBI (1,569)...Was honored with the 2011 Roberto Clemente Award, MLB's highest honor for those who represent the game of baseball through positive contributions on and off the field...On 9/13/17, came to a long-term agreement with the Red Sox, allowing him to act as a mentor for current players, participate in recruitment efforts, make a variety of special appearances for the club, and work in a business development capacity for Fenway Sports Management and its partners.

Award Winners

AL Most Valuable Player

(Presented By BBWAA since 1911)

YEAR	PLAYER	STATS
1912	Tris Speaker, CF*	.383 AVG, 136 R, 53 2B, 52 SB
1938	Jimmie Foxx, 1B	.349 AVG, 50 HR, 175 RBI, 139 R
1946	Ted Williams, LF	.342 AVG, 38 HR, 123 RBI, 142 R
1949	Ted Williams, LF	.343 AVG, 43 HR, 159 RBI, 150 R
1958	Jackie Jensen, RF	.286 AVG, 35 HR, 31 2B, 122 RBI
1967	Carl Yastrzemski, LF	.326 AVG, 44 HR, 121 RBI
1975	Fred Lynn, CF	.331 AVG, 21 HR, 105 RBI, 103 R
1978	Jim Rice, LF/DH	.315 AVG, 46 HR, 139 RBI, 121 R
1986	Roger Clemens, RHP	.24-4, 2.48 ERA, 238 SO
1995	Mo Vaughn, 1B	.300 AVG, 39 HR, 126 RBI, 98 R
2008	Dustin Pedroia , 2B	.326 AVG, 54 2B, 118 R, 20 SB
2018	Mookie Betts, OF	.346 AVG, 32 HR, 30 SB, 129 R

*Officially called the Chalmers Award from 1910-14

AL Manager of the Year

(Presented By BBWAA since 1983)

YEAR	MANAGER	W-L
1986	John McNamara	95-66, 1st place in AL East
1999	Jimmy Williams	94-68, 2nd place in AL East

Edgar Martinez Outstanding Designated Hitter Award

(Presented By MLB since 1973)

YEAR	PLAYER	STATS
1973	Orlando Cepeda	.289 AVG, 20 HR, 25 2B, 86 RBI
1977	Jim Rice	.320 AVG, 39 HR, 114 RBI, 83 XBH
1986	Don Baylor	.238 AVG, 31 HR, 94 RBI, 93 R
2003	David Ortiz	.288 AVG, .961 OPS, 31 HR, 101 RBI
2004	David Ortiz	.301 AVG, .983 OPS, 41 HR, 139 RBI
2005	David Ortiz	1.001 OPS, 47 HR, 148 RBI, 119 R
2006	David Ortiz	1.049 OPS, 54 HR, 137 RBI, 115 R
2007	David Ortiz	1.066 OPS, 35 HR, 117 RBI, 116 R
2011	David Ortiz	.309 AVG, .953 OPS, 29 HR, 96 RBI
2013	David Ortiz	.309 AVG, .959 OPS, 30 HR, 103 RBI
2016	David Ortiz	.315 AVG, 1.021 OPS, 38 HR, 127 RBI

Ballots are cast by club beat writers, broadcasters and American League public relations departments, with nominees including all players with a minimum of 100 at-bats as a designated hitter.

Mariano Rivera AL Reliever of the Year

(Presented By MLB since 1976)

YEAR	PLAYER	STATS
1977	Bill Campbell	69 G, 31 SV, 2.96 ERA, 140.0 IP
1998	Tom Gordon	73 G, 46 SV, 2.72 ERA, 79.1 IP
2017	Craig Kimbrel	67 G, 1.43 ERA, 16.43 SO/9.0 IP

Called the Rolands Relief Man Award from 1976-2012

Roberto Clemente Award (Presented By MLB since 1971)

The award is given annually to a player who demonstrates the values Roberto Clemente displayed in his commitment to community and understanding the value of helping others. Originally the Commissioner's Award, the honor was renamed for Clemente in 1973. **Tim Wakefield** (2010) and **David Ortiz** (2011) are the Red Sox' honorees.

Comeback Player of the Year (Presented By MLB since 2005)

The Comeback Player of the Year Awards are presented annually to one player in each league who has re-emerged on the field during the season. The 30 club beat reporters from MLB.com selected the winners from an original list of 30 candidates (one per MLB club). **Jacoby Ellsbury** (2011), **Rick Porcello** (2016), and **David Price** (2018) are the Red Sox' winners.

AL Cy Young Award

(Presented By BBWAA since 1956)

YEAR	PITCHER	STATS
1967	Jim Lonborg	22-9, 3.16 ERA, 246 SO, 15 CG
1986	Roger Clemens	24-4, 2.48 ERA, 238 SO, 195 AVG
1987	Roger Clemens	20-9, 2.97 ERA, 256 SO, 18 CG
1991	Roger Clemens	18-10, 2.62 ERA, 241 SO, 13 CG
1999	Pedro Martinez	23-4, 2.07 ERA, 313 SO, 37 BB
2000	Pedro Martinez	18-6, 1.74 ERA, 284 SO, 0.74 WHIP
2016	Rick Porcello	22-4, 3.15 ERA, 1.01 WHIP, 26 QS

In 2000, Martinez was a unanimous choice, the 5th in the AL since the award was split between leagues in 1967. He joined Sandy Koufax (1965-66) and Greg Maddux (1994-95) as the only 3 unanimous consecutive season selections.

AL Rookie of the Year

(Presented By BBWAA since 1947)

YEAR	PLAYER	STATS
1950	Walt Dropo, 1B	.322 AVG, 34 HR, 144 RBI, 101 R
1961	Don Schwall, RHP	15-7, 3.22 ERA, 10 CG
1972	Carlton Fisk, C*	.293 AVG, 22 HR, .909 OPS
1975	Fred Lynn, CF	.331 AVG, 21 HR, 105 RBI, 103 R
1997	Nomar Garciaparra, SS*	.306 AVG, 30 HR, 98 RBI, 122 R
2007	Dustin Pedroia , 2B	.317 AVG, 39 2B, 86 R, .380 OBP

*Unanimous

Renamed the Jackie Robinson Award in July 1987

AL Hank Aaron Award

(Presented By MLB since 1999)

YEAR	PLAYER	STATS
2004	Manny Ramirez, OF	1.009 OPS, 43 HR, 130 RBI
2005	David Ortiz, 1B/DH	1.001 OPS, 47 HR, 148 RBI
2008	Kevin Youkilis, 1B/3B	.958 OPS, 29 HR, 115 RBI
2016	David Ortiz, DH	1.021 OPS, 38 HR, 127 RBI
2018	J.D. Martinez , OF/DH	1.031 OPS, 43 HR, 130 RBI

Presented annually to the best overall offensive performer in each league

All-MLB Team

(Presented By MLB since 2019)

YEAR	PLAYER	POS.	TEAM
2019	Xander Bogaerts	SS	First
2019	Mookie Betts	OF	Second

The All-MLB Team recognizes and commemorates the top performances by players during the regular season. Winners are selected in a vote by fans, media members, broadcasters, former players, and other officials throughout the game.

Award Winners, Continued

Heart and Hustle Award (Presented By MLBPA since 2005)

Presented by the MLB Players Alumni Association, the Heart and Hustle Award honors active players who demonstrate a passion for the game of baseball and best embody the values, spirit, and tradition of the game. **Dustin Pedroia** (2013) and **Mookie Betts** (2018) are the Red Sox' honorees.

Louisville Slugger Silver Slugger Award (Presented since 1980)

23 different Red Sox have won a total of 46 Silver Slugger Awards since the award began in 1980. David Ortiz (7) is the all-time club leader, while Wade Boggs and Manny Ramirez rank 2nd with 6 apiece.

YEAR	PLAYER	POS	YEAR	PLAYER	POS	YEAR	PLAYER	POS
1981	Carney Lansford	3B	1997	Nomar Garciaparra	SS	2011	Adrián González	1B
	Dwight Evans	OF	2001	Manny Ramirez	OF		Jacoby Ellsbury	CF
1983	Wade Boggs	3B	2002	Manny Ramirez	OF		David Ortiz	DH
	Jim Rice	OF	2003	Bill Mueller	3B	2013	David Ortiz	DH
1984	Tony Armas	OF		Manny Ramirez	OF	2015	Xander Bogaerts	SS
	Jim Rice	OF	2004	David Ortiz	DH	2016	Mookie Betts	RF
1986	Wade Boggs	3B		Manny Ramirez	OF		Xander Bogaerts	SS
	Don Baylor	DH	2005	David Ortiz	DH		David Ortiz	DH
1987	Wade Boggs	3B		Manny Ramirez	OF	2018	Mookie Betts	OF
	Dwight Evans	OF		Jason Varitek	C		J.D. Martinez	OF
1988	Wade Boggs	3B	2006	David Ortiz	DH		J.D. Martinez	DH
	Mike Greenwell	OF		Manny Ramirez	OF	2019	Mookie Betts	OF
1989	Wade Boggs	3B	2007	David Ortiz	DH		Xander Bogaerts	SS
1990	Ellis Burks	OF	2008	Dustin Pedroia	2B			
1991	Wade Boggs	3B	2009	Jason Bay	OF			
1995	John Valentin	SS	2010	Adrián Beltré	3B			
	Mo Vaughn	1B						

NOTE: J.D. Martinez is the only major leaguer ever to win multiple Silver Slugger Awards in a single season.

Rawlings Gold Glove Award (Presented since 1957)

23 different Red Sox have won a total of 49 Gold Glove Awards since the award began in 1957. Dwight Evans (8) is the all-time club leader while Carl Yastrzemski is 2nd with 7.

YEAR	PLAYER	POS	YEAR	PLAYER	POS	YEAR	PLAYER	POS
1957	Frank Malzone	*3B	1975	Fred Lynn	OF	2005	Jason Varitek	C
1958	Frank Malzone	3B	1976	Dwight Evans	OF	2007	Kevin Youkilis	1B
	Jimmy Piersall	CF	1977	Carl Yastrzemski	OF	2008	Dustin Pedroia	2B
1959	Frank Malzone	3B	1978	Dwight Evans	OF	2011	Adrián González	1B
	Jackie Jensen	RF		Fred Lynn	OF		Dustin Pedroia	2B
1963	Carl Yastrzemski	OF	1979	Rick Burleson	SS		Jacoby Ellsbury	CF
1965	Carl Yastrzemski	OF		Dwight Evans	OF	2013	Dustin Pedroia	2B
1967	George Scott	1B		Fred Lynn	OF		Shane Victorino	OF
	Carl Yastrzemski	OF	1980	Fred Lynn	OF	2014	Dustin Pedroia	2B
1968	George Scott	1B	1981	Dwight Evans	OF	2016	Mookie Betts	RF
	Carl Yastrzemski	OF	1982	Dwight Evans	OF	2017	Mookie Betts	RF
	Reggie Smith	OF	1983	Dwight Evans	OF	2018	Mookie Betts	RF
1969	Carl Yastrzemski	OF	1984	Dwight Evans	OF		Jackie Bradley Jr.	CF
1971	Carl Yastrzemski	OF	1985	Dwight Evans	OF		Ian Kinsler	2B
	George Scott	1B	1990	Mike Boddicker	P	2019	Mookie Betts	RF
1972	Carlton Fisk	C		Ellis Burks	OF			
	Doug Griffin	2B	1991	Tony Peña	C			

* 1 ML team selected

Wilson Defensive Player of the Year (Presented since 2012)

The Wilson Defensive Player of the Year Award is the official MLB defensive achievement award. Since 2014, the award has recognized the top defensive player at each position *across leagues*, and has also recognized the best overall defensive team. One player is also recognized as the top Overall Defensive Player in MLB. From 2012-13, Wilson recognized the top defensive player on each team.

YEAR	PLAYER	POS	YEAR	PLAYER	POS	YEAR	PLAYER	POS
2012	Dustin Pedroia	2B	2016	Mookie Betts*	RF	2018	Mookie Betts	RF
2013	Dustin Pedroia^	2B		Dustin Pedroia	2B			

*Selected as MLB's Overall Defensive Player of the Year ^Selected as the AL's Overall Defensive Player of the Year

Award Winners, Continued

The Hutch Award (Presented by the Fred Hutchinson Cancer Research Center since 1965)

The Hutch Award has been given annually to the Major League player who best exemplifies the character, fighting spirit and competitive desire of the late pitcher (Detroit 1939-53) and manager (Tigers, Cardinals, Reds), Fred Hutchinson. The award, which sits in the Baseball Hall of Fame in Cooperstown, NY, is sponsored by the Fred Hutchinson Cancer Research Center in Seattle, WA. Five Red Sox players have received the award: **Carl Yastrzemski** in 1967, **Tony Conigliaro** in 1970, **Andre Dawson** in 1994, **Mark Loretta** in 2006, and **Jon Lester** in 2008.

AL Player/Pitcher of the Month Awards

YEAR	PLAYER	MONTH	YEAR	PLAYER	MONTH	YEAR	PLAYER	MONTH
1975	Fred Lynn, CF	June	1989	Nick Esasky, 1B (tie)	August	2006	David Ortiz, DH	July
1976	Luis Tiant, RHP	August	1990	Roger Clemens, RHP	August	2007	David Ortiz, DH	Sept.
1977	Jim Rice, DH	July	1991	Roger Clemens, RHP	April	2008	J.D. Drew, RF	June
1978	Jim Rice, LF	May		Roger Clemens, RHP	Sept.		Jon Lester, LHP	July
	Jim Rice, LF	August	1992	Roger Clemens, RHP	May		Jon Lester, LHP	Sept.
1979	Fred Lynn, CF	August		Roger Clemens, RHP	August	2010	David Ortiz, DH	May
1980	Chuck Rainey, RHP	May	1993	Danny Darwin, RHP	May		Jon Lester, LHP	May
	Bob Stanley, RHP	August	1995	Tim Wakefield, RHP	July		Clay Buchholz, RHP	August
	Jim Rice, LF (tie)	Sept.		Erik Hanson, RHP	August	2011	Adrián González, 1B	June
1981	Dwight Evans, RF	May	1996	Mo Vaughn, 1B	May		Dustin Pedroia, 2B	July
	Mark Clear, RHP	May	1999	Pedro Martinez, RHP	April	2013	Clay Buchholz, RHP	April
1984	Tony Armas, CF	June		Pedro Martinez, RHP	May	2016	Jackie Bradley Jr., CF	May
	Roger Clemens, RHP	August		Nomar Garciaparra, SS	May		Mookie Betts, RF	July
1986	Roger Clemens, RHP	April		Pedro Martinez, RHP	June		Rick Porcello, RHP	Sept.
	Wade Boggs, 3B	May		Pedro Martinez, RHP	Sept.	2018	Chris Sale, LHP	June
	Roger Clemens, RHP	June	2000	Pedro Martinez, RHP	April		Chris Sale, LHP	July
	Bruce Hurst, LHP	Sept.	2001	Pedro Martinez, RHP	May		J.D. Martinez, OF/DH	August
1987	Wade Boggs, 3B	June		Manny Ramirez, LF	April	2019	Rafael Devers, 3B	May
	Dwight Evans, 1B	August	2002	Derek Lowe, RHP	April			
1988	Mike Greenwell, LF	June		Pedro Martinez, RHP	July			
	Roger Clemens, RHP	July		Manny Ramirez, LF	Sept.			
	Bruce Hurst, LHP	August	2005	David Ortiz, DH	Sept.			

AL Rookie Player/Pitcher of the Month Awards

YEAR	PLAYER	MONTH	YEAR	PLAYER	MONTH	YEAR	PLAYER	MONTH
2004	Kevin Youkilis, 3B	May	2007	Hideki Okajima, LHP	April	2013	Jose Iglesias, SS-3B	June
2006	Jonathan Papelbon, RHP	April		Dustin Pedroia, 2B	May	2017	Andrew Benintendi, LF	August
				Jacoby Ellsbury, CF	September	2019	Michael Chavis, INF	May

AL Relief Pitcher of the Month Awards

YEAR	PLAYER	MONTH	YEAR	PLAYER	MONTH	YEAR	PLAYER	MONTH
2017	Craig Kimbrel, RHP	May	2019	Brandon Workman, RHP	Sept.			

BoSox Club Man of the Year

Selected for contributions to the success of the Red Sox and for cooperation and efforts in community endeavors, the BoSox Club Man of the Year Award is presented at the annual BoSox Awards Luncheon near the end of the season.

YEAR	PLAYER	POS	YEAR	PLAYER	POS	YEAR	PLAYER	POS
1967	Rico Petrocelli	SS	1985	Wade Boggs	3B	2003	Ron Jackson	Hit. Coach
1968	Mike Andrews	2B	1986	Marty Barrett	2B	2004	Jason Varitek	C
1969	Lee Stange	RHP	1987	Bruce Hurst	LHP	2005	Mike Timlin	RHP
1970	Gerry Moses	C	1988	Bill Fischer	Pitch. Coach	2006	Gabe Kapler	OF
1971	John Kennedy	INF	1989	Dennis Lamp	RHP	2007	Kevin Youkilis	1B
1972	Bob Montgomery	C	1990	Tony Peña	C	2008	Manny Delcarmen	RHP
1973	Tommy Harper	LF	1991	Tony Fossas	LHP	2009	Mike Lowell	3B
1974	Rick Miller	CF	1992	Roger Clemens	RHP	2010	Clay Buchholz	RHP
1975	Denny Doyle	2B	1993	Mo Vaughn	1B	2011	Jed Lowrie	INF
1976	Reggie Cleveland	RHP	1994	Ken Ryan	RHP	2012	Jarrold Saltalamacchia	C
1977	Butch Hobson	3B	1995	Tim Lincecum	3B	2013	Craig Breslow	LHP
1978	Bill Campbell	RHP	1996	Heathcliff Slocumb	RHP	2014	Victor Rodriguez	Asst. Coach
1979	Tom Burgmeier	LHP	1997	Wendell Kim	3B	2015	Brock Holt	INF/OF
1980	Steve Renko	RHP	1998	Tim Wakefield	RHP	2016	Rick Porcello	RHP
1981	Jerry Remy	2B	1999	Trot Nixon	RF	2017	Jackie Bradley Jr.	OF
1982	Bob Stanley	RHP	2000	John Harrington	EXEC	2018	Blake Swihart	C/Util
1983	Carl Yastrzemski	DH	2001	Ben Mondor	EXEC	2019	Mitch Moreland	1B
1984	Mike Easler	DH	2002	Carlos Baerga	INF			

Award Winners, Continued

Thomas A. Yawkey Red Sox Most Valuable Player Award

Each year the Boston chapter of the Baseball Writers' Association of America presents the Thomas A. Yawkey Award to the Red Sox Most Valuable Player. From 1937 through 1952 the award went to either a Red Sox or a member of the Boston Braves. The Braves moved to Milwaukee prior to the 1953 season and the award became strictly a Red Sox MVP selection. After Mr. Yawkey's death in 1976, the Boston Writers renamed the award in his honor. Multiple winners include Carl Yastrzemski (6), David Ortiz (5), Roger Clemens (4), Dwight Evans (4), Mo Vaughn (4), Ted Williams (4), Pedro Martinez (3), Mookie Betts (2), Xander Bogaerts (2), Rick Burleson (2), Carlton Fisk (2), Nomar Garciaparra (2), Jackie Jensen (2), Ellis Kinder (2), Frank Malzone (2), Dustin Pedroia (2), and Jim Rice (2).

YEAR	PLAYER	YEAR	PLAYER	YEAR	PLAYER	YEAR	PLAYER
1937	Jim Turner, * RHP	1959	Frank Malzone, 3B	1981	Dwight Evans, RF	2002	Derek Lowe, RHP
1938	Jimmie Foxx, RHP	1960	Vic Wertz, 1B	1982	Dwight Evans, RF		Pedro Martinez, RHP
1939	Joe Cronin, SS	1961	Chuck Schilling, 2B	1983	Jim Rice, LF	2003	Jason Varitek, C
1940	Johnny Cooney, * OF	1962	Eddie Bressoud, SS	1984	Dwight Evans, RF	2004	David Ortiz, DH-1B
1941	Ted Williams, LF	1963	Carl Yastrzemski, LF		Tony Armas, CF	2005	David Ortiz, DH-1B
1942	(No Dinner	1964	Dick Radatz, RHP	1985	Wade Boggs, 3B	2006	David Ortiz, DH-1B
1943	held during	1965	Carl Yastrzemski, LF	1986	Roger Clemens, RHP	2007	Mike Lowell, 3B
1944	World War II)	1966	Tony Conigliaro, RF	1987	Dwight Evans, RF	2008	Dustin Pedroia , 2B
1945	Tommy Holmes, * RF	1967	Carl Yastrzemski, LF	1988	Mike Greenwell, LF	2009	Kevin Youkilis, 1B-3B
1946	Ted Williams, LF	1968	Ken Harrelson, 1B-RF	1989	Nick Esasky, 1B	2010	Adrián Beltré, 3B
1947	Bob Elliott, * 3B	1969	Rico Petrocelli, SS-3B	1990	Roger Clemens, RHP	2011	Jacoby Ellsbury, CF
1948	Johnny Sain, * RHP	1970	Carl Yastrzemski, 1B-LF	1991	Roger Clemens, RHP	2012	Dustin Pedroia , 2B
1949	Ted Williams, LF	1971	Reggie Smith, CF-RF	1992	Roger Clemens, RHP	2013	David Ortiz, DH
1950	Billy Goodman, INF	1972	Carlton Fisk, C	1993	Mo Vaughn, 1B	2014	David Ortiz, DH
1951	Ellis Kinder, RHP	1973	Tommy Harper, OF	1994	Mo Vaughn, 1B	2015	Xander Bogaerts , SS
1952	Walker Cooper, * C	1974	Carl Yastrzemski, 1B-LF	1995	Mo Vaughn, 1B	2016	Mookie Betts, RF
1953	Ellis Kinder, RHP	1975	Fred Lynn, CF	1996	Mo Vaughn, 1B	2017	Mookie Betts, RF
1954	Jackie Jensen, RF	1976	Carl Yastrzemski, 1B-LF	1997	Nomar Garciaparra, SS	2018	Mookie Betts, RF
1955	Ted Williams, LF	1977	Carlton Fisk, C	1998	Nomar Garciaparra, SS	2019	Xander Bogaerts , SS
1956	Jim Piersall, CF	1978	Jim Rice, LF	1999	Pedro Martinez, RHP		<i>*Boston Braves</i>
1957	Frank Malzone, 3B	1979	Rick Burleson, SS	2000	Pedro Martinez, RHP		
1958	Jackie Jensen, RF	1980	Rick Burleson, SS	2001	Trot Nixon, RF		

Miscellaneous Boston Baseball Writers Awards

The Boston Baseball Writers Chapter also presents other awards annually, if applicable. Since 1990:

YEAR	RED SOX PITCHER	RED SOX ROOKIE	JENSEN HUSTLE	GOOD GUY
1990	Roger Clemens	Dana Kiecker	Tony Pena	Ken Coleman
1991	Roger Clemens	Phil Plantier	Jeff Gray	Tim Horgan
1992	Roger Clemens	Bob Zupcic	Steve Palermo	Ernie Harwell
1993	Danny Darwin	Aaron Sele	Andre Dawson	John Donovan, Jr.
1994	Roger Clemens	Carlos Rodriguez	No Selection	Joe Gildea
1995	Tim Wakefield	Troy O'Leary	No Selection	Frank MacKay
1996	Roger Clemens	No Selection	Bill Haselman	Bill Wanless
1997	Tom Gordon	Nomar Garciaparra	Jeff Frye	Mary Jane Ryan
1998	Pedro Martinez	Jason Varitek	Bret Saberhagen	Jim Corsi
1999	Pedro Martinez	T. Nixon & B. Daubach	Jason Varitek	Mike Port
2000	Pedro Martinez	No Selection	Pete Schourek	Rich Garces
2001	Hideo Nomo	Shea Hillenbrand	Brian Daubach	Jon Miller
2002	Pedro Martinez	Casey Fossum	Tim Wakefield	Johnny Damon
2003	Derek Lowe	No Selection	Kevin Millar	Joe Cochrane
2004	Curt Schilling	Kevin Youkilis	Johnny Damon	Joe Castiglione
2005	Tim Wakefield	No Selection	Johnny Damon	J.P. Villaman
2006	Jonathan Papelbon	Jonathan Papelbon	Mike Lowell	Ron Jackson
2007	Josh Beckett	Dustin Pedroia	Kevin Youkilis	Mike Lowell
2008	Jon Lester	Jacoby Ellsbury	Kevin Youkilis	Sean Casey
2009	Jon Lester	Daniel Bard	Nick Green	John Farrell
2010	J. Lester & C. Buchholz	Ryan Kalish	Darnell McDonald	Bill Hall
2011	Alfredo Aceves	Josh Reddick	Dustin Pedroia	Jarrod Saltalamacchia
2012	Clay Buchholz	Will Middlebrooks	Mike Aviles	Cody Ross
2013	Jon Lester	Jose Iglesias	Jonny Gomes	David Ross
2014	Jon Lester	Brock Holt	Dustin Pedroia	Brian Butterfield
2015	Eduardo Rodriguez	Eduardo Rodriguez	Mookie Betts	Don Orsillo
2016	Rick Porcello	N/A	Xander Bogaerts	Steven Wright
2017	Chris Sale	Andrew Benintendi	Xander Bogaerts	Jack McCormick
2018	Chris Sale	Ryan Brasier	Brock Holt	Kevin Doyle
2019	Eduardo Rodriguez	Michael Chavis	Rafael Devers	Rick Porcello

Tony Conigliaro Award

In 1990, the Red Sox instituted a national award to honor the memory of their former star outfielder Tony Conigliaro. The award is presented to a Major Leaguer who has overcome adversity through the attributes of spirit, determination and courage that were trademarks of Tony C. Voting is conducted by media members, MLB executives, Red Sox officials, fan representatives, and Conigliaro's brothers, Richie and Billy. The presentation takes place at the Boston Baseball Writers dinner in January.


Former Red Sox pitcher **Rich Hill** was the recipient for the 2019 season. Hill began 2019 on the Dodgers' injured list with a medial collateral ligament strain in his left knee. He returned and posted a 2.55 ERA in his first 10 starts, but a flexor strain in his left forearm forced him to return to the injured list. After nearly three months, Hill returned to the active roster on September 12 at Camden Yards but once again had to be removed prematurely, this time leaving the game in the first inning with a left knee injury. Many feared that Hill's season was over. However, for a third time in 2019 he worked his way back to the Dodgers' rotation and made two more regular season starts, throwing 5.0 scoreless innings in September. He finished the season 4-1 with a 2.45 ERA in 13 starts, while holding opponents to a .223 batting average with 11.05 strikeouts per 9.0 innings. Hill would go on to make one Postseason start, allowing only one run in 2.2 innings during Game 4 at Washington, as he didn't factor into the decision.

The first winner was Royals OF Jim Eisenreich, who overcame a neurological movement disorder, Tourette Syndrome, to become a productive performer after being out of baseball for 2 1/2 years. The first Red Sox player to earn the honor was **Bret Saberhagen** in 1998. After reconstructive surgery in May 1996, months of intensive rehab proved futile. Saberhagen missed the 1996 season and was signed in November 1996 by the Red Sox and made his first start in 2 years on 8/22/97. In 1998, he went 15-8 with a 3.96 in 31 starts. LHP **Jon Lester** was the Sox' second recipient in 2007. After undergoing treatment for anaplastic large cell lymphoma, diagnosed in August 2006, and being declared cancer-free that December, Lester returned to the majors on July 23, 2007, and went 4-0 in 12 games (11 starts) the rest of the season. He started and won the decisive World Series Game 4 (5.2 scoreless IP) at COL as the Red Sox won their 2nd title in 4 seasons. In 2013, Red Sox RHP **John Lackey** was the winner. That season was one of the best of his ML career after he missed all of 2012 recovering from Tommy John surgery. He finished second on the team with 189.1 IP and ranked seventh in the AL with 4.0 SO/BB. He was the winning pitcher in the deciding Game 6 of the 2013 World Series vs. the Cardinals (6.2 IP, 1 R, 9 H, 5 K).

Conigliaro died on 2/24/1990 after an 8-year struggle to return from a massive heart attack that left him severely handicapped. Tony signed with the Red Sox in 1963 after graduation from St. Mary's High School in Lynn, MA. In his only minor league season, he hit .363 with 24 HR and 74 RBI in 83 games for Wellsville, earning New York-Penn League MVP Rookie of the Year honors. He broke in with the Red Sox in 1964, hit a HR in his 1st at-bat at Fenway Park, and finished with a .290 AVG and 24 HR to earn an All-Rookie selection. Tony became the youngest player to lead a league in HR with 32 in 1965 and the youngest AL player to reach 100 career HR. Mel Ott was the youngest in history at 22 years, 4 months, 10 days. He was 2nd-youngest (22 years, 6 months, 16 days). His career was tragically shortened when he was hit in the face by a pitch at Fenway Park 8/18/1967. He made a dramatic comeback in 1969, hit 56 HR with 198 RBI in 2 years, but he was never the same player. Conigliaro spent 1971 with the Angels and was out of baseball until he tried another comeback with the Red Sox in 1975. After an excellent Spring Training, he made the regular-season roster and got the team's 1st hit of that season and later the club's 1st HR. He was outrighted to Triple-A Pawtucket in mid-June and retired shortly after.

YEAR	PLAYER	TEAM	YEAR	PLAYER	TEAM	YEAR	PLAYER	TEAM
1990	Jim Eisenreich	KC	2001	Jason Johnson	BAL	2012	R.A. Dickey	NYM
1991	Dickie Thon	PHI		Graeme Lloyd	MON	2013	John Lackey	BOS
1992	Jim Abbott	CAL	2002	Jose Rijo	CIN	2014	Wilson Ramos	WAS
1993	Bo Jackson	CWS	2003	Jim Mecir	OAK	2015	Mitch Harris	STL
1994	Mark Leiter	CAL	2004	Dewon Brazelton	TB	2016	Yangervis Solarte	SD
1995	Scott Radinsky	CWS	2005	Aaron Cook	COL	2017	Chad Bettis	COL
1996	Curtis Pride	DET	2006	Freddy Sanchez	PIT	2018	Stephen Piscotty	OAK
1997	Eric Davis	BAL	2007	Jon Lester	BOS	2019	Rich Hill	LAD
1998	Bret Saberhagen	BOS	2008	Rocco Baldelli	TB			
1999	Mike Lowell	FLA	2009	Chris Carpenter	STL			
2000	Kent Mercker	ANA	2010	Joaquin Benoit	TB			
	Tony Saunders	FLA	2011	Tony Campana	CHC			

History



Red Sox in the All-Star Game

Luis Alicea, coach (1).....	2008	Nomar Garciaparra, SS (5).....	1997, 99 , 00, 02, 03
Mike Andrews, 2B (1).....	1969	Rich Gedman, C (2).....	1985, 86
Luis Aparicio, SS (2).....	1971 , 72	Adrián González, 1B (1).....	2011
Tony Armas, outfield (1).....	1984	Billy Goodman, 1B, 2B (2).....	1949, 53
Del Baker, coach (1).....	1947	Tom Goodwin, coach (1).....	2019
Andy Barkett, coach (1).....	2019	Tom Gordon, P (1).....	1998
Jason Bay, OF (1).....	2009	Mike Greenwell, OF (2).....	1988, 89
Josh Beckett, P (3).....	2007, 2009, 2011	Lefty Grove, P (5).....	1935, 36 , 37, 38, 39
Gary Bell, P (1).....	1968	DeMarlo Hale, coach (1).....	2008
Adrián Beltré, 3B (1).....	2010	Erik Hanson, P (1).....	1995
Mookie Betts, OF (4).....	2016 , 17 , 18 , 19	Ken Harrelson, OF (1).....	1968
Arnie Beyeler, coach (1).....	2014	Mickey Harris, P (1).....	1946
Craig Bjornson, coach (1).....	2019	Bill Haselman, coach (1).....	2005
Xander Bogaerts, SS (2).....	2016 , 19	Mike Higgins, coach (1).....	1961 (2nd G)
Wade Boggs, 3B (8).....	1985, 86 , 87 , 88 , 89 , 90 , 91 , 92	Shea Hillenbrand, 3B (1).....	2002
Lou Boudreau, coach (1).....	1953	Brock Holt (1).....	2015
Jackie Bradley Jr., OF.....	2016	Tex Hughson, P (3).....	1942, 43, 44
Eddie Bressoud, SS (1).....	1964	Bruce Hurst, P (1).....	1987
Tom Brewer, P (1).....	1956	Tim Hyers, coach (1).....	2019
Don Bryant, coach (1).....	1976	Ron Jackson, coach (1).....	2005
Clay Buchholz, P (2).....	2010, 2013	Jackie Jensen, OF (2).....	1955, 58
Tom Burgmeier, P (1).....	1980	Bob Johnson, OF (1).....	1944
Ellis Burks, OF (1).....	1990	Darrell Johnson, manager (1).....	1976*
Rick Burleson, SS (3).....	1977 , 78, 79	Lynn Jones, coach (1).....	2005
Brian Butterfield, coach (1).....	2014	Oscar Judd, P (1).....	1943
Bill Campbell, P (1).....	1977	George Kell, 3B (2).....	1952, 53
Mark Clear, P (1).....	1982	Craig Kimbrel, P (3).....	2016, 17, 18
Roger Clemens, P (5).....	1986 , 88, 90, 91, 92	Bill Lee, P (1).....	1973
Matt Clement, P (1).....	2005	Jon Lester, P (3).....	2010, 11, 14
Greg Colbrunn, coach (1).....	2014	Dana LeVangie, coach (2).....	2014, 19
Eddie Collins, coach (1).....	1933	Jim Lonborg, P (1).....	1967
Tony Conigliaro, OF (1).....	1967	Mark Loretta, 2B (1).....	2006
Scott Cooper, 3B (2).....	1993, 94	Derek Lowe, P (2).....	2000, 02
Alex Cora, manager (1).....	2019	Torey Lovullo, coach (1).....	2014
Roger Cramer, OF (4).....	1937, 38, 39 , 40	Mike Lowell, 3B (1).....	2007
Joe Cronin, manager, coach, SS (9).....	1935 , 36, 37 , 38 , 39 , 40*, 41 , 44, 47*, 83†	Fred Lynn, OF (6).....	1975, 76 , 77 , 78 , 79 , 80
Ray Culp, P (1).....	1969	Dave Magadan, coach (1).....	2008
Tom Daley, coach (1).....	1940	Frank Malzone, 3B (8).....	1957, 58 , 59, 59 , 60 , 60 , 63 , 64
Johnny Damon, OF (2).....	2002, 05	Felix Mantilla, 2B (1).....	1965
Pedro DiMaggio, OF (7)....	1941, 42, 46 , 49 , 50, 51 , 52	J.D. Martinez, DH (2).....	2018 , 19
Joe Dobson, P (1).....	1948	Domo Martinez, P (4).....	1998, 99 , 2000, 02
Bobby Doerr, 2B (9).....	1941 , 42, 43 , 44 , 46 , 47, 48, 50 , 51, 88†	Victor Martinez, C (1).....	2010
J.D. Drew, OF (1).....	2008	John McNamara, manager, coach (2).....	1986, 87*
Walter Dropo, 1B (1).....	1950	Brad Mills, coach (2).....	2005, 08
Dennis Eckersley, P (1).....	1982	Bill Monbouquette, P (4).....	1960 , 60, 62 (1st G), 63
Jacoby Ellsbury, OF (1).....	2011	Mitch Moreland, 1B (1).....	2018
Dwight Evans, OF (3).....	1978, 81, 87	Joe Morgan, coach (1).....	1989
Carl Everett, OF (1).....	2000	Jerry Moses, C (1).....	1970
John Farrell, coach, manager (2).....	2008, 14	Juan Nieves, coach (1).....	2014
Chris Febles, coach (1).....	2019	Jose Offerman, 2B (1).....	1999
Rick Ferrell, C (4).....	1933 , 34, 35, 36	Hideki Okajima, P (1).....	2007
Dave Ferriss, P (1).....	1946	David Ortiz, DH, 1B (10).....	2004, 05 , 06 , 07 , 08, 10, 11 , 12 , 13 , 16
Lou Finney, OF (1).....	1940	Jonathan Papelbon, P (4).....	2006, 07, 08, 09
Bill Fischer, coach (1).....	1987	Mel Parnell, P (2).....	1949 , 51
Carlton Fisk, C (7)....	1972, 73 , 74, 76, 77 , 78 , 80 , 99†	Dustin Pedroia, 2B (4).....	2008 , 09, 10, 13
Mike Fornieles, P (1).....	1961 (1st G)	Johnny Pesky, SS, coach (2).....	1946 , 63
Pete Fox, OF (1).....	1944	Rico Petrocelli, SS (2).....	1967 , 69
Jimmie Foxx, 3B, 1B (6).....	1936, 37, 38 , 39, 40 , 41	Jimmy Piersall, OF (2).....	1954, 56
Terry Francona, manager (2).....	2005*, 08*	Dick Radatz, P (2).....	1963, 64

Bold Red indicates selected to start game

*Manager, AL Team

†Honorary AL Captain

Teams chosen by vote of fans 1947 thru 1957 and 1970 on; 2 games were played 1959-62

Red Sox in the All-Star Game, Continued

Manny Ramirez, OF (8).....	2001, 02, 03, 04, 05, 06, 07, 08	Gary Tuck, coach (1)	2008
Jeff Reardon, P (1)	1991	Koji Uehara, P (1)	2014
Jerry Remy, 2B (1).....	1978	Ugueth Urbina, P (1).....	2002
Jim Rice, OF, coach (9).....	1977, 78, 79, 80, 83, 84, 85, 86, 99	Jason Varitek, C (2).....	2003, 05
Victor Rodriguez, coach (1).....	2014	Mo Vaughn, 1B (3)	1995, 96, 98
Ron Roenicke, coach (1).....	2019	Ramón Vázquez, coach (1)	2019
Pete Runnels, 1B, 2B (5)	1959, 59, 60, 60, 62 (G2)	Mickey Vernon, 1B (1).....	1956
Chris Sale, P (2)	2017, 18	Hal Wagner, C (1).....	1946
Jose Santiago, P (1)	1968	Tim Wakefield, P (1).....	2009
Curt Schilling, P (1).....	2004	Dave Wallace, coach.....	2005
Don Schwab, P (1)	1961 (2nd G)	Sammy White, C (1).....	1953
George Scott, 1B (2)	1966, 77	Dick Williams, manager (1).....	1968*
Sonny Siebert, P (1).....	1971	Jimmy Williams, coach (1)	1999
Reggie Smith, OF (2).....	1969, 72	Ted Williams, OF (18).....	1940, 41, 42, 46, 47, 48, 49, 50, 51, 54, 55, 56, 57, 58, 59, 59, 60, 60
Bob Stanley, P (2)	1979, 83	Steven Wright, P (1).....	2016
Vern Stephens, SS, 3B (4).....	1948, 49, 50, 51	Carl Yastrzemski, OF, 1B (18)	1963, 65, 66, 67, 68, 69, 70, 71, 72, 73, 74, 75, 76, 77, 78, 79, 82, 83, 89†
Frank Sullivan, P (2).....	1955, 56	Rudy York, 1B (1).....	1946
Dale Sveum, coach	2005	Kevin Youkilis, 1B, 3B (3)	2008, 09, 11
Birdie Tebbetts, C (2)	1948, 49	Don Zimmer, coach (1).....	1978
Luis Tiant, P (2)	1974, 76		

Bold Red indicates selected to start game

*Manager, AL Team

†Honorary AL Captain

Teams chosen by vote of fans 1947 thru 1957 and 1970 on; 2 games were played 1959-62

MOST ALL-STAR GAMES AS PLAYER, RED SOX HISTORY

Player	Games
Ted Williams	18
Carl Yastrzemski	18
David Ortiz	10
Bobby Doerr	9
Jim Rice	8
Wade Boggs	8
Frank Malzone	8
Manny Ramirez	8
Dom DiMaggio	7
Carlton Fisk	7
Jimmie Foxx	6
Fred Lynn	6
Roger Clemens	5
Nomar Garciaparra	5
Lefty Grove	5
Pete Runnels	5

YEARS WITH MOST RED SOX ALL-STAR SELECTIONS

Year	Players
1946	8 (DiMaggio, Doerr, Ferriss, Harris, Pesky, Wagner, Williams, York)
1978	7 (Burlleson, Evans, Fisk, Lynn, Remy, Rice, Yastrzemski)
2002	7 (Damon, Garciaparra, Hillenbrand, Lowe, Martinez, Ramirez, Urbina)
2016	6 (Betts, Bogaerts, Bradley Jr., Kimbrel, Ortiz, Wright)
2011	6 (Beckett, Ellsbury, Gonzalez, Lester, Ortiz, Youkilis)
2010	6 (Beltré, Buchholz, Lester, Martinez, Ortiz, Pedroia)
2009	6 (Bay, Beckett, Papelbon, Pedroia, Wakefield, Youkilis)
2008	6 (Drew, Ortiz, Papelbon, Pedroia, Ramirez, Youkilis)
1977	6 (Burlleson, Campbell, Fisk, Lynn, Scott, Yastrzemski)

5 All-Stars: 1940, '41, '48, '49, '50, '51, '56, '69, '79, 2005, '07, '18;

4 All-Stars: 1936, '37, '38, '39, '42, '44, '60g1, '60g2, '63, '67, '68, '72, '76, '80, '86, 2000, '06; **3 All-Stars:** 1935, '43, '53, '55, '58, '59g1, '59g2, '64, '71, '73, '74, '82, '83, '85, '87, '88, '89, '90, '91, '98, '99, 2003, '04, '13, '17, '19; **2 All-Stars:** 1947, '52, '54, '57, '65, '66, '70, '75, '84, '92, '95, 2014; **1 All-Star:** 1933, '34, '61g2, '62g1, '62g2, '81, '93, '94, '96, '97, 2001, '12, '15; **0 All-Stars:** 1945 (no game), '61g1

MOST ALL-STAR STARTS, RED SOX HISTORY

Player	Starts
Ted Williams	12
Carl Yastrzemski	8
Wade Boggs	7
David Ortiz	7
Manny Ramirez	7
Bobby Doerr	5
Frank Malzone	5
Carlton Fisk	4
Fred Lynn	4
Jim Rice	4

YEARS WITH MOST RED SOX ALL-STAR STARTERS

Year	Players
1946	4 (DiMaggio-CF, Doerr-2B, Pesky-SS, Williams-LF)
1949	4 (DiMaggio-RF, Parnell-P, Tebbetts-C, Williams-LF)
2005	4 (Damon-CF, Ortiz-DH, Ramirez-LF, Varitek-C)
2016	4 (Betts-RF, Bogaerts-SS, Bradley Jr.-LF, Ortiz-DH)

3 starters: 11 times; **2 starters:** 17 times; **1 starter:** 37 times; **0 starters:** 21 times

Red Sox in the All-Star Game, Continued

All-Star Game Home Runs by Red Sox

PLAYER	DATE	WHERE	INN.	ON BASE	PITCHER
Ted Williams	7/8/41	DET	9th	2	Claude Passeau
Bobby Doerr	7/13/43	PHI (AL)-a	2nd	2	Mort Cooper
Ted Williams	7/9/46	Fenway	4th	0	Kirby Higbe
Ted Williams	7/9/46	Fenway	8th	2	Rip Sewell
Ted Williams	7/10/56	WAS-b	6th	1	Warren Spahn
Frank Malzone	8/3/59	LAD-c	2nd	0	Don Drysdale
Pete Runnels	7/30/62	CHC	3rd	0	Art Mahaffey
Carl Yastrzemski (PH)	7/15/75	MIL	6th	2	Tom Seaver
Fred Lynn	7/13/76	PHI (NL)	4th	0	Tom Seaver
George Scott	7/19/77	NYN	9th	1	Rich Gossage
Fred Lynn	7/17/79	SEA	1st	1	Steve Carlton
Fred Lynn	7/8/80	LAD-d	5th	1	Bob Welch
Jim Rice	7/6/83	CWS	3rd	0	Atlee Hammaker
Wade Boggs	7/11/89	ANA	1st	0	Rick Reuschel
Manny Ramirez	7/13/04	HOU	1st	1	Roger Clemens
David Ortiz	7/13/04	HOU	6th	1	Carl Pavano
J.D. Drew	7/15/08	NYN	7th	1	Edinson Volquez
Adrián González	7/12/11	ARI	4th	0	Cliff Lee

a-Shibe Park b-Griffith Stadium c-LA Coliseum d-Dodger Stadium

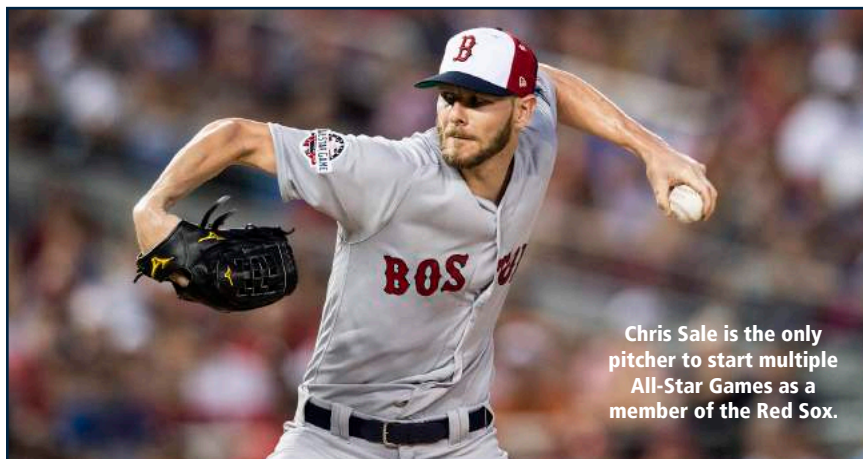
Red Sox Pitchers Who Have Started the All-Star Game

PITCHER	YEAR/CITY	DEC.	IP	H	R	ER	BB	SO
Lefty Grove	1936/Boston (NL)	Lost	3.0	3	2	2	2	2
Mel Parnell	1949/Brooklyn	ND	†1.0	3	3	3	1	1
Bill Monbouquette	1960/Kansas City	Lost	2.0	5	4	4	0	2
Dennis Eckersley	1982/Montreal	Lost	3.0	2	3	3	2	1
Roger Clemens*	1986/Houston	Won	3.0	0	0	0	0	2
Pedro Martinez*	1999/Boston	Won	2.0	0	0	0	0	5
Derek Lowe	2002/Milwaukee	ND	2.0	2	1	1	0	0
Chris Sale	2017/Miami	ND	2.0	3	0	0	0	2
Chris Sale	2018/Washington	ND	1.0	1	0	0	0	1

*Selected MVP †Faced 3 batters in 2nd inning

Most Hits in an All-Star Game

Ted Williams and Carl Yastrzemski are tied with Joe Medwick for most hits in an All-Star Game with 4. Williams had his 4 (2 singles, 2 home runs) on 7/9/1946 at Fenway Park in a 12-0 American League win. Yastrzemski hit 3 singles and a double on 7/14/1970 in Cincinnati in a 12-inning, 5-4 National League win. He was named Outstanding Player of the game.



Chris Sale is the only pitcher to start multiple All-Star Games as a member of the Red Sox.

All-Star Games at Fenway Park

On 7/13/1999, the Red Sox hosted the 3rd All-Star Game ever to be played at Fenway Park. The American League defeated the National League, 4-1, as Pedro Martinez, the eventual MVP of the Mid-Summer Classic, started and struck out 5 of the 6 batters he faced for the win.

Fenway Park was the site of the 2nd All-Star Game played in 1961. That game featured solid pitching by both sides and ended in a 1-1 tie that was called after 9 innings and a 30-minute rain delay. The Tigers' Rocky Colavito hit a 1st-inning home run for the AL, which managed only 4 hits in the game. The NL's only run scored on an RBI single by the Cardinals' Bill White off Red Sox rookie Don Schwab, who allowed all 5 NL hits in 3.0 innings. The other Red Sox representative at the '61 game at Fenway was manager Mike Higgins, who served as a coach.

The 1st All-Star Game held at Fenway was on 7/9/1946 after a 1-year hiatus due to World War II-related travel restrictions. The American League defeated the National League, 12-0, in a game highlighted by the hitting heroics of Ted Williams. Williams delivered 2 home runs, 2 singles and a walk in his 5 plate appearances, scoring 4 runs and driving in 5 as the AL out-hit the NL, 14-3. In addition to Williams, 7 other Red Sox were AL All-Stars in '46: Johnny Pesky, Dom DiMaggio, Bobby Doerr, Rudy York, Hal Wagner, Dave Ferriss and Mickey Harris.

1945 All-Star Replacement Game

The 1945 All-Star Game was scheduled for Fenway Park. However, due to the on-going war in Europe and with Japan, the game was cancelled, the only year no game has been played since the series began in 1933.

On 7/9-10/1945, there were 9 exhibitions played with proceeds going to benefit war relief efforts. On 7/9, games were played at Chicago's Comiskey Park (Cubs vs. White Sox), New York's Polo Grounds (Yankees vs. Giants), in Great Lakes, IL (Athletics vs. Great Lakes Navy Team), in Cleveland (Reds vs. Indians), and in Indiantown Gap, PA (Pirates vs. Indiantown Gap Army Team). The biggest crowds were 47,144 (Chicago) and 41,267 (New York).

On 7/10, games were played at Washington's Griffith Stadium (Dodgers vs. Senators), St. Louis' Sportsmans Park (Cardinals vs. Browns), Boston's Fenway Park (Braves vs. Red Sox), and Philadelphia's Shibe Park (Phillies vs. Athletics). The highest attendance figures were in Washington (28,791) and St. Louis (24,113).

The only ML team that didn't play was Detroit, which was denied permission to travel to Pittsburgh by the U.S. Government. The Pirates therefore played a U.S. Army team. The A's played a game each day in 2 locations.

The game at Fenway Park drew 22,809 plus 846 servicemen and women and raised \$70,000 for the United War Fund. New Commissioner Senator A.B. "Happy" Chandler made his 1st official visit to Boston and took part in the 1st-pitch ceremonies with Massachusetts Governor Maurice Tobin.


The Red Sox won the game, 8-1, behind rookie pitching star Dave Ferriss and 3 hits, including a home run, by right fielder George "Catfish" Metkovich.

1945 All-Star Replacement Game Box Score

Braves	0	0	0	0	0	0	1	0	0	--	1	7	0
Red Sox	0	2	2	0	0	2	1	1	x		8	13	0

Braves - Javery (L), Hutchings (4), J. Tobin (5), Hutchinson (7) and Masi
 Red Sox - Ferriss (W), Heflin (4), Hausmann (7) and Garbark, Walters (4)
 HR - Metkovich
 T - 1:42; Att. - 22,809

Special thanks to Walt Wilson of the Society for American Baseball Research (SABR) and the *Boston Globe* sports department for the information on the 1945 All-Star replacement games.



Ted Williams waved to the crowd at the 1999 All-Star Game.

Annual Standings and Attendance

YEAR	POS	W - L	PCT.	GA/GB	MANAGER	ATTENDANCE
1901	2	79 - 57	.581	4	James J. Collins	289,448
1902	3	77 - 60	.562	6 1/2	James J. Collins	348,567
1903	1F	91 - 47	.659	14 1/2	James J. Collins	379,338
1904	1	95 - 59	.617	1 1/2	James J. Collins	*623,295
1905	4	78 - 74	.513	16	James J. Collins	466,828
1906	8	49 - 105	.318	45 1/2	Collins, Charles S. Stahl	410,209
1907	7	59 - 90	.396	32 1/2	G. Huff, B. Unglaub, C. Young, J. McGuire	436,777
1908	5	75 - 79	.487	15 1/2	McGuire, Fred Lake	473,048
1909	3	88 - 63	.583	9 1/2	Fred Lake	668,965
1910	4	81 - 72	.529	22 1/2	Patrick J. Donovan	584,619
1911	5	78 - 75	.510	24	Patrick J. Donovan	503,961
1912	1F	105 - 47	.691	14	J. Garland (Jake) Stahl	597,096
1913	4	79 - 71	.527	15 1/2	Stahl, William F. Carrigan	437,194
1914	2	91 - 62	.595	8 1/2	William F. Carrigan	*481,359
1915	1F	101 - 50	.669	2 1/2	William F. Carrigan	*539,885
1916	1F	91 - 63	.591	2	William F. Carrigan	496,397
1917	2	90 - 62	.592	9	John J. Barry	387,856
1918	1F	75 - 51	.595	2 1/2	Edward G. Barrow	249,513
1919	6	66 - 71	.482	20 1/2	Edward G. Barrow	417,291
1920	5	72 - 81	.471	25 1/2	Edward G. Barrow	402,445
1921	5	75 - 79	.487	23 1/2	Hugh Duffy	279,273
1922	8	61 - 93	.396	33	Hugh Duffy	259,184
1923	8	61 - 91	.401	37	Frank L. Chance	229,688
1924	7	67 - 87	.435	25	Lee A. Fohl	448,556
1925	8	47 - 105	.309	49 1/2	Lee A. Fohl	267,782
1926	8	46 - 107	.301	44 1/2	Lee A. Fohl	285,155
1927	8	51 - 103	.331	59	William F. Carrigan	305,275
1928	8	57 - 96	.373	43 1/2	William F. Carrigan	396,920
1929	8	58 - 96	.377	48	William F. Carrigan	394,620
1930	8	52 - 102	.338	50	Charles H. Wagner	444,045
1931	6	62 - 90	.408	45	John F. (Shano) Collins	350,975
1932	8	43 - 111	.279	64	Collins, Martin J. McManus	182,150
1933	7	63 - 86	.423	34 1/2	Martin J. McManus	268,715
1934	4	76 - 76	.500	24	Stanley R. (Bucky) Harris	610,640
1935	4	78 - 75	.510	16	Joseph E. Cronin	558,568
1936	6	74 - 80	.481	28 1/2	Joseph E. Cronin	626,895
1937	5	80 - 72	.526	21	Joseph E. Cronin	559,659
1938	2	88 - 61	.591	9 1/2	Joseph E. Cronin	646,459
1939	2	89 - 62	.589	17	Joseph E. Cronin	573,070
1940	4	82 - 72	.532	8	Joseph E. Cronin	716,234
1941	2	84 - 70	.545	17	Joseph E. Cronin	718,497
1942	2	93 - 59	.612	9	Joseph E. Cronin	730,340
1943	7	68 - 84	.447	29	Joseph E. Cronin	358,275
1944	4	77 - 77	.500	12	Joseph E. Cronin	506,975
1945	7	71 - 83	.461	17 1/2	Joseph E. Cronin	603,794
1946	1	104 - 50	.675	12	Joseph E. Cronin	1,416,944
1947	3	83 - 71	.539	14	Joseph E. Cronin	1,427,315
1948	2	96 - 59	.619	1	Joseph V. McCarthy	1,558,798
1949	2	96 - 58	.623	1	Joseph V. McCarthy	1,596,650
1950	3	94 - 60	.610	4	McCarthy, Stephen F. O'Neill	1,344,080
1951	3	87 - 67	.565	11	Stephen F. O'Neill	1,312,282
1952	6	76 - 78	.494	19	Louis Boudreau	1,115,750
1953	4	84 - 69	.549	16	Louis Boudreau	1,026,133
1954	4	69 - 85	.448	42	Louis Boudreau	931,127
1955	4	84 - 70	.545	12	Michael F. Higgins	1,203,200
1956	4	84 - 70	.545	13	Michael F. Higgins	1,137,158
1957	3	82 - 72	.532	16	Michael F. Higgins	1,181,087
1958	3	79 - 75	.513	13	Michael F. Higgins	1,077,047
1959	5	75 - 79	.487	19	Higgins, R. York, William F. Jurgas	984,102
1960	7	65 - 89	.422	32	Jurgas, Higgins, Del Baker	1,129,866
1961	6	76 - 86	.469	33	Michael F. Higgins	850,589
1962	8	76 - 84	.475	19	Michael F. Higgins	733,080
1963	7	76 - 85	.472	28	John M. Pesky	942,642
1964	8	72 - 90	.444	27	Pesky, William J. Herman	883,276
1965	9	62 - 100	.383	40	William J. Herman	652,201
1966	9	72 - 90	.444	26	Herman, James E. (Pete) Runnels	811,172
1967	1	92 - 70	.568	1	Richard H. Williams	*1,727,832
1968	4	86 - 76	.531	17	Richard H. Williams	1,940,788
1969	3E	87 - 75	.537	22	Williams, Edward J. Popowski	*1,833,246

Club
Records

Annual Standings and Attendance, Continued

YEAR	POS	W - L	PCT.	GA/GB	MANAGER	ATTENDANCE
1970	3E	87 - 75	.537	21	Edward M. Kasko	*1,595,278
1971	3E	85 - 77	.525	18	Edward M. Kasko	*1,678,732
1972	2E	85 - 70	.548	1/2	Edward M. Kasko	1,441,718
1973	2E	89 - 73	.549	8	Edward M. Kasko	1,481,002
1974	3E	84 - 78	.519	7	Darrell D. Johnson	*1,566,411
1975	1E\$	95 - 65	.594	4 1/2	Darrell D. Johnson	*1,748,587
1976	3E	83 - 79	.512	15 1/2	Johnson, Donald W. Zimmer	1,895,846
1977	2TE	97 - 64	.602	2 1/2	Donald W. Zimmer	2,074,549
1978	2E	99 - 64	.607	1	Donald W. Zimmer	2,320,643
1979	3E	91 - 69	.569	11 1/2	Donald W. Zimmer	2,353,114
1980	4E	83 - 77	.519	19	Zimmer, John M. Pesky	1,956,092
1981	5E†	59 - 49	.546	2 1/2†	Ralph G. Houk	1,060,379
	2TE	29 - 23	.558	1 1/2	2nd half	
	5E	30 - 26	.536	4	1st half	
1982	3E	89 - 73	.549	6	Ralph G. Houk	1,950,124
1983	6E	78 - 84	.481	20	Ralph G. Houk	1,782,285
1984	4E	86 - 76	.531	18	Ralph G. Houk	1,661,618
1985	5E	81 - 81	.500	18 1/2	John F. McNamara	1,786,633
1986	1E\$	95 - 66	.590	5 1/2	John F. McNamara	2,147,641
1987	5E	78 - 84	.481	20	John F. McNamara	2,231,551
1988	1E	89 - 73	.549	1	McNamara, Jos. M. Morgan	2,464,851
1989	3E	83 - 79	.512	6	Joseph M. Morgan	2,510,012
1990	1E	88 - 74	.543	2	Joseph M. Morgan	2,528,986
1991	2TE	84 - 78	.519	7	Joseph M. Morgan	2,562,435
1992	7E	73 - 89	.451	23	Clell L. Hobson	2,468,574
1993	5E	80 - 82	.494	15	Clell L. Hobson	2,422,021
1994	4E	54 - 61	.470	17	Clell L. Hobson	1,775,818
1995	1E	86 - 58	.597	7	Kevin C. Kennedy	2,164,410
1996	3E	85 - 77	.525	7	Kevin C. Kennedy	2,315,231
1997	4E	78 - 84	.481	20	James F. Williams	2,226,136
1998	2E	92 - 70	.568	22	James F. Williams	2,343,947
1999	2E†	94 - 68	.580	4	James F. Williams	2,446,162
2000	2E	85 - 77	.525	2 1/2	James F. Williams	2,586,024
2001	2E	82 - 79	.509	13 1/2	Williams, Joseph T. Kerrigan	2,625,333
2002	2E	93 - 69	.574	10 1/2	William G. Little	2,650,063
2003	2E†	95 - 67	.586	6	William G. Little	2,724,162
2004	2E†	98 - 64	.605	3	Terry J. Francona	2,837,304
2005	1TE	95 - 67	.586	15	Terry J. Francona	2,847,888
2006	3E	86 - 76	.531	11	Terry J. Francona	2,930,588
2007	1E†	96 - 66	.593	2	Terry J. Francona	2,971,025
2008	2E†	95 - 67	.586	2	Terry J. Francona	3,048,248
2009	2E	95 - 67	.586	8	Terry J. Francona	3,062,699
2010	3E	89 - 73	.549	7	Terry J. Francona	3,046,444
2011	3E	90 - 72	.556	7	Terry J. Francona	3,054,001
2012	5E	69 - 93	.426	26	Robert J. Valentine	3,043,003
2013	1E†	97 - 65	.599	5 1/2	John E. Farrell	2,833,333
2014	5E	71 - 91	.438	25	John E. Farrell	2,956,089
2015	5E	78 - 84	.497	15 1/2	John E. Farrell	2,880,694
2016	1E	93 - 69	.574	4	John E. Farrell	2,955,434
2017	1E	93 - 69	.574	2	John E. Farrell	2,917,678
2018	1E†	109 - 54	.667	8	J. Alexander Cora	2,895,575
2019	3E	84 - 78	.519	19	J. Alexander Cora	2,924,627
TOTALS		9,602 - 8,908	.519			

Bold-Played in Postseason *led AL EWon WS \$Won ALCS †Won Div. Series †Overall record

Best Record

Year	W	L	Pct.
1912	105	47	.691
1946	104	50	.675
1915	101	50	.669
2018	108	54	.667
1903	91	47	.659
1949	96	58	.623
1948	96	59	.619
1904	95	59	.617
1942	93	59	.612
1950	94	60	.610

Best Home Record

Year	W	L	Pct.
1946	61	16	.792
1949	61	16	.792
1912	57	20	.740
1915	55	20	.733
1978	59	23	.720
1950	55	22	.714
1903	49	20	.710
1901	49	20	.710
1948	55	23	.705
2018	57	24	.704

Best Road Record

Year	W	L	Pct.
1912	48	27	.640
2002	51	30	.630
2018	51	30	.630
1904	46	29	.613
1995	44	28	.611
1939	47	30	.610
1903	42	27	.609
1917	45	29	.608
1975	48	31	.608
1915	46	30	.605

Cumulative Standings

Since Divisional Play (1969-2019)

	W	L	PCT.
New York (AL)	4,563	3,556	.562
Boston	4,409	3,719	.542
Los Angeles (NL)	4,398	3,735	.541
St. Louis	4,282	3,843	.527
Oakland	4,231	3,900	.520

Since 3-Divisional Play (1995-2019)

	W	L	PCT.
New York (AL)	2,365	1,663	.587
Atlanta	2,231	1,798	.554
Boston	2,227	1,804	.552
Los Angeles (NL)	2,197	1,835	.545
St. Louis	2,193	1,836	.544

Since Free Agency (1976-2019)

	W	L	PCT.
New York (AL)	3,977	3,018	.569
Boston	3,797	3,206	.542
Los Angeles (NL)	3,767	3,241	.538
St. Louis	3,705	3,293	.529
Atlanta	3,638	3,356	.520

Since New Ownership (2002-2019)

	W	L	PCT.
New York (AL)	1,704	1,211	.585
Boston	1,625	1,291	.557
St. Louis	1,624	1,291	.557
Los Angeles (NL)	1,609	1,307	.552
Los Angeles (AL)	1,565	1,351	.537

Suspended Games and Doubleheaders

Suspended Games Since 1970

DATE	OPP.	SUSP.	TIME	SCORE	REASON	RESUMED	RESULT	INN.
8/7/2019	vs. KC	9 1/2	12:36 a.m.	4-4	Rain	8/22	W 5-4	10
4/16/2010	vs. TB	8 1/2	11:24 p.m.	1-1	Rain	4/17	L 1-3	12
5/3/1996	vs. TOR	6	1:06 a.m.	6-1	Curfew	5/4	W 8-7	9
7/27/1994	at NYY	8 1/2	11:22 p.m.	3-3	Rain	7/28	L 3-4	11
4/28/1989	at TEX	10	1:21 a.m.	6-6	Curfew	4/29	L 6-7	12
9/3/1981	vs. SEA	19	1:16 a.m.	7-7	Curfew	9/4	L 7-8	20
5/4/1981	at KC	10	1:12 a.m.	5-5	Curfew	5/5	W 8-7	12
8/2/1978	at NYY	14	1:16 a.m.	5-5	Curfew	8/3	W 7-5	17

Doubleheaders at Home

LAST, single admission	9/21/1998 vs. TB
LAST, originally scheduled single admission	8/30/1978 vs. TOR
LAST, day/night	6/8/2019 vs. TB
LAST SWEEP	6/18/2012 vs. TB
LAST TIME SWEPT	5/1/2014 vs. TB

Doubleheaders on Road

LAST, single admission	5/1/2004 at TEX
LAST, originally scheduled single admission	7/27/1984 at DET
LAST, day/night	8/3/2019 at NYY
LAST SWEEP	8/11/2018 at BAL
LAST TIME SWEPT	7/20/2015 at LAA

Largest Win-Loss Margins

Wins

DATE	OPP.	SCORE	RUNS
6/8/1950	vs. STL	29-4	+25
9/27/1940	vs. WAS	24-4	+20
6/18/1953	vs. DET	23-3	+20
6/24/1949	vs. STL	21-2	+19
4/30/1950 (G1)	vs. PHA	19-0	+19
8/21/1986	at CLE	24-5	+19
7/11/1954 (G1)	at PHA	18-0	+18
7/23/2002 (G1)	vs. TB	22-4	+18
4/24/1906	at WAS	19-2	+17
6/27/2003	vs. FLA	25-8	+17

Losses

DATE	OPP.	SCORE	RUNS
7/7/1923 (G1)	at CLE	3-27	-24
6/19/2000	vs. NYY	1-22	-21
9/28/1923	vs. NYY	4-24	-20
5/18/1955	vs. CLE	0-19	-19
5/20/1994	at MIN	2-21	-19
7/2/2016	vs. LAA	2-21	-19
5/1/1929	vs. PHA	6-24	-18
6/20/1980	vs. CAL	2-20	-18
4/16/1990	vs. MIL	0-18	-18
8/31/2012	at OAK	2-20	-18

Winningest Months

20-Win Months

REC.	MONTH	YEAR	REC.	MONTH	YEAR	REC.	MONTH	YEAR
25-9	July	1948	21-7	Aug.	2004	20-7	Aug.	1912
24-6	Aug.	1950	21-7	May	1986	20-8	May	2007
23-7	Aug.	1995	21-8	July	1955	20-8	May	2002
23-7	May	1978	21-8	June	1912	20-8	May	1999
23-8	Aug.	1949	21-9	July	1988	20-8	June	1979
23-9	Aug.	1942	21-9	Sept.	1914	20-9	June	1990
23-10	July	1939	21-9	July	1912	20-9	Sept.	1972
23-10	July	1910	21-11	Aug.	1946	20-9	June	1955
22-8	Sept.	1977	21-13	June	1961	20-9	July	1918
22-9	Aug.	1996	20-5	June	1901	20-10	July	1946
22-10	July	1915	20-6	July	2011	20-10	July	1916
22-11	July	1975	20-7	July	1993	20-12	July	1972
21-6	May	1946	20-7	Aug.	1980	20-15	Aug.	1967
21-6	Aug.	1915	20-7	Sept.	1915			

Best Monthly Records

MOST WINS

March	2-1	2018
April	19-6	2018
May	23-7	1978
June	21-8	1912
	21-13	1961
July	25-9	1948
August	24-6	1950
Sept.	22-8	1977
Oct.	8-2	1904

BEST WINNING PERCENTAGE

March	2-1	.667	2018
April	11-2	.846	1918
May	21-6	.778	1946
June	20-5	.800	1901
July	20-6	.769	2011
August	24-6	.800	1950
Sept.	19-5	.792	1949
Oct.	7-0	1.000	1905

NOTE: There have been 12 other years in which the Red Sox were undefeated in October with fewer than 7 wins.

Milestone Victories in Red Sox History

VICTORY	DATE	OPPONENT	SCORE	WINNING PITCHER
1	4/30/1901	at Philadelphia	8-6 (10)	Cy Young
100	6/5/1902	at Cleveland	3-2	Cy Young
500	7/21/1907	at Chicago	3-0 (G1)	George Winter
1,000	7/29/1913	vs. Chicago	2-0 (G1)	Rube Foster
2,000	7/19/1927	at Cleveland	6-5 (G2)	Slim Harriss
3,000	9/1/1941	vs. Washington	10-2 (G2)	Joe Dobson
4,000	7/5/1953	at Philadelphia	10-2	Mel Parnell
5,000	8/27/1966	at Baltimore	3-2	Jim Lonborg
6,000	5/6/1978	vs. Chicago	6-4	Bob Stanley
7,000	4/14/1990	vs. Milwaukee	4-3	Roger Clemens
8,000	5/8/2002	at Oakland	12-6	John Burkett
9,000	5/10/2013	vs. Toronto	5-0	Jon Lester

Club
Records

Red Sox Earliest/Latest Win Dates

WINS	EARLIEST	LATEST	WINS	EARLIEST	LATEST
20	4/29/2018	7/16/1927 and 1932	85	8/12/2018	10/4/1972
30	5/17/2018	8/18/1932	90	8/23/2018	10/3/1904
40	6/2/2018	9/13/1925	95	9/3/2018	10/10/1904
50	6/21/2018	9/24/1927	100	9/12/2018	10/6/1915
55	6/28/2018	9/21/1929 and 1931*	105	9/21/2018	10/5/1912
60	7/6/2018	9/29/1923			
65	7/11/2018	9/29/2013			
70	7/22/2018	9/27/1905, 1920 and 1992			
75	7/30/2018	10/7/1908			
80	8/7/2018	10/1/1937, 1985; 10/5/2001**			

*The 55th win of 1981 came on 9/23 of a season interrupted by a strike.

**The 2001 season was halted for 6 days due to the tragic events of 9/11.

Team and Player Streaks

Longest Red Sox Single-Season Winning Streaks

STREAK	FROM	THROUGH	STREAK	FROM	THROUGH
15 games	4/25/1946	5/10/1946	10 games	7/2/2018	7/12/2018
13 games	7/18/1948	7/27/1948		7/14/1967	7/23/1967
12 games	6/16/2006	6/29/2006		5/21/1951	5/30/1951
	8/3/1995	8/14/1995		5/20/1917	5/31/1917*
	7/15/1988	7/25/1988	9 games	8/28/1912	9/6/1912
	5/29/1946	6/11/1946*		3/30/2018	4/10/2018
	7/4/1939	7/16/1939		6/3/2011	6/12/2011
	7/28/1937	8/8/1937*		4/30/2002	5/9/2002
11 games	9/15/2016	9/25/2016		8/22/1989	8/29/1989
	4/15/2009	4/27/2009		8/24/1980	9/2/1980
	8/30/1986	9/10/1986		6/9/1978	6/17/1978
	7/28/1977	8/10/1977		8/31/1948	9/9/1948
	8/15/1950	8/25/1950		6/4/1944	6/15/1944
	9/13/1949	9/27/1949		8/20/1942	8/26/1942
	8/4/1909	8/18/1909		6/7/1942	6/16/1942
	5/28/1903	6/8/1903		9/1/1919	9/11/1919
10 games	8/24/2004	9/3/2004		6/15/1912	6/24/1912
	7/16/1993	7/25/1993		7/12/1910	7/19/1910
	8/24/1990	9/2/1990		6/14/1901	6/22/1901
	7/7/1975	7/19/1975			

* plus 1 tie game within the streak

Longest Red Sox Single-Season Losing Streaks

STREAK	FROM	THROUGH	STREAK	FROM	THROUGH
20 games	5/1/1906	5/24/1906	9 games	8/25/2001	9/4/2001
17 games	8/20/1926	9/7/1926		6/24/1977	7/3/1977
16 games	9/12/1907	10/2/1907**		8/2/1963	8/11/1963
15 games	6/21/1927	7/4/1927		9/23/1951	9/30/1951
14 games	5/17/1930	5/31/1930		8/18/1933	8/23/1933
11 games	6/8/1994	6/19/1994		6/18/1925	6/27/1925
	7/31/1932	8/10/1932		7/12/1924	7/21/1924
	7/25/1930	8/3/1930		7/27/1922	8/4/1922
10 games	5/15/2014	5/25/2014			
	4/29/1976	5/11/1976			
	5/14/1960	5/24/1960			
	9/17/1944	9/26/1944			
	8/12/1927	8/24/1927			

** plus 2 tie games within the streak

Red Sox Consecutive Games Played Streaks

GAMES	PLAYER	FROM	THROUGH
832	Everett Scott*	6/20/1916	10/2/1921
535	Buck Freeman	7/27/1901	6/6/1905
475	Frank Malzone	5/21/1957	6/7/1960
448	Candy LaChance	4/19/1902	4/28/1905
413	Freddy Parent	4/26/1901	9/25/1903
408	Freddy Parent	5/23/1904	9/4/1906
380	Dwight Evans	10/4/1980	8/6/1983
360	Vern Stephens	4/19/1948	8/28/1950
352	Bobby Doerr	7/19/1942	8/22/1944
350	Carl Yastrzemski	7/27/1968	8/21/1970

* Overall Scott played in 1,307 consecutive games, including 4/12/22-5/5/25 with the Yankees.

Red Sox Consecutive Innings Streaks

INNINGS	PLAYER	FROM	THROUGH
3,873	Candy LaChance	5/23/1902 (1st inn.)	4/28/1905 (9th inn.)
2,935	Buck Freeman	7/29/1901 (1st inn.)	9/9/1903-G1 (3rd inn.)
2,726	Frank Malzone	6/12/1958 (1st inn.)	6/7/1960 (9th inn.)

NOTE: Thanks to Trent McCotter of SABR for this research.

Attendance Records

10 Largest Crowds Since 1967

Due to ballpark expansion since 2002, the seating capacity of Fenway Park has increased. Since 1967, the top 10 paid regular season attendances are:

ATTENDANCE	DATE	OPPONENT	RESULT
38,540	9/18/2013	Baltimore	L3-5 (12)
38,525	8/16/2011 (G1)	Tampa Bay	W3-1
38,477	8/4/2011	Cleveland	L3-7
38,422	6/21/2011	San Diego	L4-5
38,416	8/7/2012	Texas	L3-6
38,413	7/19/2012	Chicago (AL)	W3-1
38,378	7/26/2016	Detroit	L8-9
38,347	5/21/2009	Toronto	W5-1
38,334	7/16/2012	Chicago (AL)	W5-1
38,329	7/27/2011	Kansas City	W12-5

All-Time Record Crowds

47,627	9/22/1935 (DH) vs. NYY
46,995	8/19/1934 (DH) vs. DET
46,766	8/12/1934 (DH) vs. NYY

Post-War Single-Game Record*

38,540 9/18/2013 vs. BAL

*Regular season

Postseason Single-Game Record

39,530 10/10/2016 vs. CLE (ALDS G3 - night)

Night Game Record

38,477 8/4/2011 vs. CLE

Opening Day Record

37,440 4/4/2010 vs. NYY (night)

All-Time Single-Season Attendance Highs

RANK	ATTENDANCE	YEAR
1.	3,062,699	2009
2.	3,054,001	2011
3.	3,048,248	2008
4.	3,046,444	2010
5.	3,043,003	2012
6.	2,971,025	2007
7.	2,956,089	2014
8.	2,955,434	2016
9.	2,930,588	2006
10.	2,917,678	2017

Top 5 AL Attendance Ranks Since 2002

2019	2018	2017	2016	2015	2014	2013
NYY 3,304,404	NYY 3,482,855	TOR 3,203,886	TOR 3,392,099	NYY 3,193,795	NYY 3,401,624	NYY 3,279,589
LAA 3,019,012	LAA 3,020,216	NYY 3,146,966	LAA 3,063,405	LAA 3,012,765	LAA 3,095,935	TEX 3,178,273
BOS 2,924,627	HOU 2,980,549	LAA 3,019,583	LAA 3,016,142	BOS 2,880,694	BOS 2,956,089	DET 3,083,397
HOU 2,857,367	BOS 2,895,575	BOS 2,917,678	BOS 2,955,434	TOR 2,794,891	DET 2,917,209	LAA 3,019,505
MIN 2,294,152	TOR 2,325,281	TEX 2,507,760	TEX 2,710,402	DET 2,726,048	TEX 2,718,733	BOS 2,833,33
2012	2011	2010	2009	2008	2007	2006
NYY 3,542,406	NYY 3,653,680	NYY 3,765,807	NYY 3,674,495	NYY 4,287,132	NYY 4,271,083	NYY 4,243,780
TEX 3,460,280	MIN 3,168,107	LAA 3,250,756	LAA 3,240,374	LAA 3,336,747	LAA 3,365,632	LAA 3,406,790
LAA 3,061,770	LAA 3,166,321	MIN 3,223,640	BOS 3,062,699	DET 3,202,645	DET 3,047,139	CWS 2,957,411
BOS 3,043,003	BOS 3,054,001	BOS 3,046,444	DET 2,567,193	BOS 3,048,248	BOS 2,971,025	BOS 2,930,588
DET 3,028,033	TEX 2,946,949	TEX 2,505,171	MIN 2,416,237	CWS 2,500,648	CWS 2,684,395	DET 2,595,937
2005	2004	2003	2002			
NYY 4,090,692	NYY 3,775,292	NYY 3,465,585	SEA 3,540,658			
LAA 3,404,686	ANA 3,375,677	SEA 3,268,864	NYY 3,465,807			
BOS 2,847,888	SEA 2,940,731	ANA 3,061,090	BAL 2,682,917			
SEA 2,725,549	BOS 2,837,304	BOS 2,724,162	BOS 2,650,063			
BAL 2,624,740	BAL 2,747,573	BAL 2,454,523	CLE 2,616,940			

Red Sox Road Attendance

The Red Sox drew 2,270,192 fans on the road in 2019 (28,027 average), the 2nd-highest total in the AL behind the Yankees (2,454,838). It was the 24th straight year they topped 2 million on the road. The years they have drawn 2 million or more away from Fenway Park:

YEAR	ATTENDANCE	YEAR	ATTENDANCE	YEAR	ATTENDANCE
1978.....	2,183,113	1998.....	2,427,873	2009.....	2,743,392
1979.....	2,132,807	1999.....	2,395,593	2010.....	2,615,214
1986.....	2,266,765	2000.....	2,524,776	2011.....	2,591,963
1988.....	2,200,047	2001.....	2,700,811	2012.....	2,514,090
1989.....	2,394,851	2002.....	2,474,060	2013.....	2,676,645
1990.....	2,398,449	2003.....	2,443,539	2014.....	2,581,250
1991.....	2,331,280	2004.....	2,880,236	2015.....	2,613,343
1992.....	2,359,528	2005.....	3,054,438	2016.....	2,615,524
1993.....	2,542,249	2006.....	2,924,019	2017.....	2,556,657
1996.....	2,113,889	2007.....	3,130,043	2018.....	2,429,422
1997.....	2,139,097	2008.....	3,107,743	2019.....	2,270,192

Attendance Records, Continued

Crowds of 60,000 on the Road

There are 22 known regular season games and 3 postseason games that the Red Sox have played before a paid attendance of at least 60,000.

Single-Game Highs

ATTENDANCE	DATE	OPP.
75,997	8/26/1951	at CLE
74,747	5/16/1947	at NYY (n)
73,982	8/28/1949	at CLE
69,755	8/26/1948	at NYY
69,551	10/1/1949	at NYY
68,055	10/2/1949	at NYY
67,916	8/9/1958	at NYY
66,956	9/26/1949	at NYY
66,924	9/24/1950	at NYY
66,875	9/7/1949	at NYY
65,813	4/11/1992	at CLE

Doubleheader Highs

ATTENDANCE	DATE	OPP.
81,841	5/30/1938	at NYY
73,728	5/30/1950	at NYY
73,599	7/17/1949	at CLE
71,513	7/30/1950	at CLE

Postseason

ATTENDANCE	DATE	OPP.
64,223	10/12/1986	at CAL (ALCS)
64,223	10/11/1986	at CAL (ALCS)
64,206	10/10/1986	at CAL (ALCS)

Most Recent (Since 1986)

ATTENDANCE	DATE	OPP.
61,068	9/1/2003	at PHI
60,960	6/22/2003	at PHI
65,813	4/11/1992	at CLE



The Red Sox sold out 794 consecutive regular season games from 5/15/03-4/8/13, the longest regular season sellout streak in major league sports history.

Club Season Records

General

MOST PLAYERS	56 in 2012
MOST PLAYERS, making first appearance for Boston	41 in 1995
FEWEST PLAYERS	18+ in 1904
MOST PITCHERS	28 in 2006
MOST GAMES	163 in 1985; 1978; 1961
MOST GAMES, ahead during a season	16.5, 9/4-6/1946; 9/14-15/1912
MOST EXTRA-INNING GAMES	31+ in 1943 (15-14-2)
MOST ONE-RUN GAMES	59 in 1961 (32-27) and 1943 (29-30)
FEWEST ONE-RUN GAMES	28 in 1901 (14-14)
MOST GAMES WON, by one run	35 in 1953 (lost 16)
FEWEST GAMES WON, by one run	13 in 2002 (lost 23) and 1989 (lost 25)
MOST GAMES LOST, by one run	36 in 1930 (won 17)
FEWEST GAMES LOST, by one run	10 in 1986 (won 24)
MOST GAMES WON	108 in 2018
MOST CONSECUTIVE GAMES WON, start of season	6 in 1918
MOST CONSECUTIVE GAMES WON, season	15 in 1946
MOST CONSECUTIVE GAMES WON, home	24* in 1988
MOST CONSECUTIVE GAMES WON, road	15 in 1939
MOST CONSECUTIVE GAMES WON, following All-Star Break	12 in 1988
MOST CONSECUTIVE GAMES WON, end of season	8 in 1905
MOST CONSECUTIVE GAMES WON, extra innings	9 in 2017-18; 1937-38
MOST GAMES LOST	111 in 1932
MOST CONSECUTIVE GAMES LOST, start of season	8 in 1945
MOST CONSECUTIVE GAMES LOST, season	20 in 1906
MOST CONSECUTIVE GAMES LOST, home	19 in 1906
MOST CONSECUTIVE GAMES LOST, road	18 in 1932
MOST CONSECUTIVE GAMES LOST, following All-Star Break	7 in 2015
MOST CONSECUTIVE GAMES LOST, end of season	9 in 1951
MOST CONSECUTIVE YEARS, postseason appearances	3, 2016-18; 2007-09; 2003-05
HIGHEST WINNING PERCENTAGE691 in 1912 (105-47)
LOWEST WINNING PERCENTAGE279 in 1932 (43-111)
MOST SHUTOUTS WON	26 in 1918
MOST SHUTOUTS LOST	28 in 1906
MOST 1-0 GAMES WON	8 in 1918 (lost 11)
MOST 1-0 GAMES LOST	7 in 1914 (won 21); 1909 (won 23)
TIMES FINISHED, first	19
TIMES FINISHED, second	23
TIMES FINISHED, last	14

+ML record (since 1900) ++tied for ML record *AL record **tied for AL record

Longest Games by Innings

INN.	DATE	OPPONENT	SCORE	SOX PITCHER OF RECORD
24	9/1/1906	vs. PHA	1-4	Joe Harris
20	9/3-4/1981	vs. SEA	7-8	Bob Stanley
20	7/27/1969	at SEA	5-3	Jim Lonborg
20	8/29/1967 (G2)	at NYY	3-4	Darrell Brandon
20	7/4/1905	vs. PHA	2-4	Cy Young
19	9/5/2017	vs. TOR	3-2	Hector Velázquez
19	4/10/2015	at NYY	6-5	Steven Wright
19	8/9/2014	at LAA	4-5	Brandon Workman
19	7/9/2006	at CWS	5-6	Rudy Seanez
19	8/1/2000	at SEA	4-5	Jeff Fassero
19	4/11/1992	at CLE	7-5	Mike Gardiner
19	7/13/1951	at CWS	4-5	Harry Taylor
18*	10/26/2018	at LAD	2-3	Nathan Eovaldi
18	8/25/2001	at TEX	7-8	Derek Lowe
18	6/5/2001	vs. DET	4-3	Tim Wakefield
18	8/25/1968	at BAL	2-3	Jerry Stephenson
18	4/16/1967	at NYY	6-7	Lee Stange
18	9/5/1927 (G1)	vs. NYY	12-11	Hal Wiltse

*Longest game by innings in World Series history.

Individual Batting Records

Single Season

MOST AT-BATS	684, Nomar Garciaparra, 1997
MOST BASES ON BALLS, right-handed	119, Jimmie Foxx, 1938
MOST BASES ON BALLS, left-handed	162, Ted Williams, 1947, 1949
MOST BASES ON BALLS, switch-hitter	96, Jose Offerman, 1999
MOST BASES ON BALLS, intentional	33**, Ted Williams, 1957
HIGHEST BATTING AVERAGE, right-handed	.372, Nomar Garciaparra, 2000
HIGHEST BATTING AVERAGE, left-handed	.406, Ted Williams, 1941
HIGHEST BATTING AVERAGE, switch-hitter	.326, Bill Mueller, 2003
MOST DOUBLES	67+, Earl Webb, 1931
MOST EXTRA-BASE HITS	92, Jimmie Foxx, 1938
MOST GAMES	163, Jim Rice, 1978
MOST GAMES HIT SAFELY	135++, Wade Boggs, 1985
MOST GROUNDED INTO DOUBLE PLAYS	36+, Jim Rice, 1984
MOST HIT BY PITCHER	35*, Don Baylor, 1986
MOST HITS, right-handed	214, Mookie Betts, 2016
MOST HITS, left-handed	240, Wade Boggs, 1985
MOST HITS, switch-hitter	176, Reggie Smith, 1970
MOST HITS, consecutive	12++, Mike Higgins (plus 2 BB), 1938
MOST HITS, month	53, Dom DiMaggio, August 1950; Johnny Pesky, August 1946
LONGEST HITTING STREAK	34, Dom DiMaggio, 1949
LONGEST HITTING STREAK, to start season	20, Eddie Bressoud, 1964
MOST MULTI-HIT GAMES	72, Wade Boggs, 1985
MOST MULTI-HIT GAMES, consecutive	9, Kevin Youkilis, 2007; Jim Rice, 1978; Roy Johnson, 1934
MOST HOME RUNS, right-hander	50, Jimmie Foxx, 1938
MOST HOME RUNS, left-hander	54, David Ortiz, 2006
MOST HOME RUNS, switch-hitter	34, Carl Everett, 2000
MOST HOME RUNS, home	35, Jimmie Foxx, 1938
MOST HOME RUNS, road	32***, David Ortiz, 2006
MOST HOME RUNS, month	14, David Ortiz, July 2006; Jackie Jensen, June 1958
HIGHEST ON-BASE PERCENTAGE	.553*, Ted Williams, 1941
LONGEST ON-BASE STREAK, consecutive PA	16+, Ted Williams, 9/17-23/57 (2 singles, 4 HR, 9 BB, 1 HBP)
LONGEST ON-BASE STREAK, consecutive games	84+, Ted Williams, 1949
MOST PLATE APPEARANCES	758, Wade Boggs, 1985
MOST RUNS	150, Ted Williams, 1949
MOST RUNS BATTED IN, right-hander	175, Jimmie Foxx, 1938
MOST RUNS BATTED IN, left-hander	159, Ted Williams, 1949
MOST RUNS BATTED IN, switch-hitter	108, Carl Everett, 2000
MOST RUNS BATTED IN, leadoff hitter	98, Nomar Garciaparra, 1997
MOST RUNS BATTED IN, consecutive games	12, Ted Williams (18 RBI), 1942; Joe Cronin (19 RBI), 1939
MOST RUNS BATTED IN, pinch-hitter	25+*, Joe Cronin, 1943
MOST RUNS BATTED IN, back-to-back games	14, Rudy York, July 26-27, 1946
MOST SACRIFICE FLIES	12, Jackie Jensen, 1955, 1959; Jim Piersall, 1956
MOST SACRIFICE HITS	54, Jack Barry, 1917
MOST SINGLES	187, Wade Boggs, 1985
HIGHEST SLUGGING PERCENTAGE	.735, Ted Williams, 1941
MOST STOLEN BASES	70, Jacoby Ellsbury, 2009
MOST STOLEN BASES, consecutive	20, Julio Lugo, 2007
MOST CAUGHT STEALING	31, Duffy Lewis, 1914
MOST STRIKEOUTS, right-hander	187, Mike Napoli, 2013
MOST STRIKEOUTS, left-hander	155, Jackie Bradley Jr., 2019
MOST STRIKEOUTS, switch-hitter	177, Mark Bellhorn, 2004
FEWEST STRIKEOUTS (minimum 400 at-bats)	9, Stuffy McInnis, 1921
MOST TOTAL BASES	406, Jim Rice, 1978
MOST TRIPLES	22, Tris Speaker, 1913

Single Season Rookie

MOST AT-BATS	684, Nomar Garciaparra, 1997
MOST BASES ON BALLS	107, Ted Williams, 1939
MOST BASES ON BALLS, intentional	13, George Scott, 1966
HIGHEST BATTING AVERAGE	.342, Patsy Dougherty, 1902
MOST DOUBLES	47**, Fred Lynn, 1975

+ML record (since 1900) ++tied for ML record *AL record **tied for AL record

Individual Batting Records, Continued

MOST EXTRA-BASE HITS.....	86, Ted Williams, 1939
MOST GAMES.....	162, George Scott, 1966
MOST HITS.....	209, Nomar Garciaparra, 1997
LONGEST HITTING STREAK.....	30 games*, Nomar Garciaparra, 1997
MOST HOME RUNS.....	34, Walt Dropo, 1950
HIGHEST ON-BASE PERCENTAGE.....	.436, Ted Williams, 1939
MOST RUNS.....	131, Ted Williams, 1939
MOST RUNS BATTED IN.....	145+, Ted Williams, 1939
MOST SINGLES.....	165, Johnny Pesky, 1942
HIGHEST SLUGGING PERCENTAGE.....	.609, Ted Williams, 1939
MOST STOLEN BASES.....	50, Jacoby Ellsbury, 2008
MOST STRIKEOUTS.....	152, George Scott, 1966
FEWEST STRIKEOUTS (minimum 400 at-bats).....	20, Tony Lupien, 1942
MOST TOTAL BASES.....	365, Nomar Garciaparra, 1997
MOST TRIPLES.....	17, Russ Scarritt, 1929

Single Game

MOST TIMES FACED PITCHER, 9 innings.....	8++, Clyde Vollmer, 6/8/1950 vs. STL
MOST TIMES FACED PITCHER, no at-bats.....	6++, Jimmie Foss, 6/16/1938 (6 BB) at STL
MOST RUNS.....	6++, Spike Owen, 8/21/1986 at CLE; Johnny Pesky, 5/8/1946 vs. CWS
MOST HITS, 9 innings... 6**	Rafael Devers, 8/13/2019 (2 B, 4 2B) sat CLE; Jimmy Piersall, 6/10/1953-G1 (5 1B, 2B) at STL
MOST HITS, extra innings.....	6, Nomar Garciaparra, 6/21/2003 (6 1B), 13 inn. at PHI; Jerry Remy, 9/3/1981 (6 1B), 20 inn. vs. SEA; Pete Runnels, 8/30/1960-G1 (5 1B, 2B), 15 inn. vs. DET
MOST HITS IN A DOUBLEHEADER (not a day-night DH).....	9, Pete Runnels, 8/30/1960 (25 inn.) vs. DET
MOST CONSECUTIVE HITS, to start career.....	6+, Ted Cox, 9/18-19/1977
MOST HITS IN ML DEBUT, 9 innings.....	4++, Ted Cox, 9/18/1977 at BAL
MOST HITS BY PITCHER.....	5+, Babe Ruth, 5/9/1918 at WAS (1B, 3 2B, 3B)
MOST SINGLES, 9 innings.....	5, 11 times, last Mookie Betts, 8/26/2016 vs. KC
MOST SINGLES, extra innings.....	6, Nomar Garciaparra, 6/21/2003, 13 inn. at PHI; Jerry Remy, 9/3-4/1981, 20 inn. vs. SEA
MOST DOUBLES.....	4++, Rafael Devers, 8/13/2019 at CLE; Brock Holt, 6/1/2014 vs. TB; Victor Martinez, 6/1/2010 vs. OAK; Rick Miller, 5/11/1981 at TOR; Orlando Cepeda, 8/8/1973 at KC; Al Zarilla, 6/8/1950 vs. STL; Billy Werber, 7/17/1935-G1 vs. CLE
MOST CONSECUTIVE DOUBLES.....	4++, Victor Martinez, 6/1/2010 vs. OAK; Billy Werber, 7/17/1935, G1, vs. CLE
MOST TRIPLES.....	3++, Patsy Dougherty, 9/5/1903 vs. PHA
MOST TOTAL BASES.....	16, Fred Lynn, 6/18/1975 at DET
MOST RBI.....	10, Nomar Garciaparra, 5/10/1999 vs. SEA; Fred Lynn, 6/18/1975 at DET; Norm Zauchin, 5/27/1955 vs. WAS; Rudy York, 7/27/1946 at STL
MOST RBI, all of club's runs.....	9+, Mike Greenwell, 9/2/1996 at SEA (10 inn.)
MOST WALKS.....	6++, Jimmie Foss, 6/16/1938 at STL
MOST INTENTIONAL WALKS, 9 innings.....	3**, Adrián González, 9/28/2011 at BAL; David Ortiz, 7/6/2010 at TB; Wade Boggs, 4/10/1990 vs. DET; Carl Yastrzemski, 4/17/1968 vs. CWS
MOST INTENTIONAL WALKS, extra innings.....	4**, Manny Ramirez, 6/5/2001 vs. DET (18 inn.)
MOST STRIKEOUTS, 9 innings.....	5+, Phil Plantier, 10/1/1991 vs. DET; Ray Jarvis, 4/20/1969 vs. CLE
MOST STRIKEOUTS, extra innings.....	6++, J.D. Martinez, 6/18/2019 at MIN; Cecil Cooper, 6/14/1974 at CAL
MOST SACRIFICE HITS.....	4+, Jack Barry, 8/21/1916 vs. CLE
MOST STOLEN BASES.....	5, Jacoby Ellsbury, 5/30/2013 at PHI
MOST RUNNERS LOB.....	12, David Ortiz, 5/14/2009 at LAA (12 inn.); Trot Nixon, 6/12/2003 vs. STL (13 inn.)

Single Inning

MOST TIMES FACED PITCHER.....	3++, Johnny Damon, 6/27/2003 (1st) vs. FLA; Sammy White, Gene Stephens, Tom Umphlett, Johnny Lipon and George Kell, 6/18/1953 (7th) vs. DET; Ted Williams, 7/4/1948 (7th) vs. PHA
MOST RUNS.....	3++, Sammy White, 6/18/1953 (7th) vs. DET
MOST HITS.....	3++, Johnny Damon, 6/27/2003 (1st) vs. FLA; Gene Stephens, 6/18/1953 (7th) vs. DET
MOST DOUBLES.....	2++, 9 times, last David Ortiz, 5/9/2016 (4th) vs. OAK
MOST HOME RUNS.....	2++, David Ortiz, 8/12/2008 (1st) vs. TEX; Nomar Garciaparra, 7/23/2002 (3rd) vs. TB (G1); Ellis Burks, 8/27/1990 (4th) at CLE; Bill Regan, 6/16/1928 (4th) vs. CWS
MOST PINCH HITS.....	2++, Blake Swihart, 8/29/2018 vs. MIA (7th); Nick Punto, 6/13/2012 (8th) at MIA; Eric Hinske, 7/21/2007 (7th) vs. CWS; Dave Henderson, 5/17/1987 (8th) at MIN; Russ Nixon, 5/4/1962 (5th) vs. CWS
MOST WALKS.....	2++, Andrew Benintendi, 5/7/2017 (9th) at MIN; Sandy León, 8/14/2016 (5th) vs. ARI; David Ortiz, 6/18/2010 (5th) vs. LAD; Bobby Doerr and Ted Williams, 7/4/1948 (7th) vs. PHA
MOST RBI.....	6, David Ortiz, 8/12/2008 (1st) vs. TEX; Carlos Quintana, 7/30/1991 (3rd) vs. TEX; Tom McBride, 8/4/1945 (4th) at WSH (G2)

+ML record (since 1900) ++tied for ML record *AL record **tied for AL record

Club Batting Records

Single Season

MOST CONSECUTIVE DAYS IN FIRST PLACE.....	166, 2007
MOST AT-BATS.....	5,781+ in 1997 (162 games)
MOST RUNS.....	1,027 in 1950 (154 games)
FEWEST RUNS.....	463 in 1906 (155 games)
MOST 20-RUN GAMES.....	3+,, 1950
MOST RUNS, TWO CONSECUTIVE GAMES.....	49+, vs. STL, 6/7-8/1950
MOST RUNS, THREE CONSECUTIVE GAMES.....	56+, vs. STL, 6/7-9/1950
MOST RUNS, FOUR CONSECUTIVE GAMES.....	65+, 6/5-8/1950
MOST CONSECUTIVE GAMES, 10 OR MORE RUNS.....	4, 5/9-12/2016; 8/24-26/2007; 6/2-5/1950; 6/20-22/1912; 6/14-17/1901
MOST HITS.....	1,684 in 1997 (162 games); 1,665 in 1950 (154 games)
FEWEST HITS.....	990 in 1918 (126 games); 1,179 in 1905 (153 games)
MOST SINGLES.....	1,156 in 1950 (154 games)
MOST DOUBLES.....	373 in 2004 (162 games) and 1997 (162 games)
MOST PLAYERS WITH 30 DOUBLES.....	8+,, 2003
MOST TRIPLES.....	113* in 1903 (141 games)
MOST HOME RUNS.....	245 in 2019 (162 games)
MOST EXTRA-BASE HITS.....	649+ in 2003 (162 games)
MOST TOTAL BASES.....	2,832++ in 2003 (162 games)
MOST SACRIFICE FLIES.....	64 in 2003 (162 games)
MOST PLAYERS WITH 80 RBI.....	8+ in 2003
MOST STOLEN BASES.....	215 in 1909 (152 games)
BEST STOLEN BASE PERCENTAGE.....	86.6* in 2013 (123 SB/19 CS)
LEAST CAUGHT STEALING.....	12 in 2005 (57 atts.)
MOST BASES ON BALLS.....	835+ in 1949 (155 games)
MOST STRIKEOUTS.....	1,382 in 2019 (162 games)
FEWEST STRIKEOUTS.....	282*, 1901 (138 games)
MOST HIT BY PITCHER.....	77 in 1909 (152 games)
FEWEST HIT BY PITCHER.....	10 in 1940 (154 games)
MOST RBI.....	974 in 1950 (154 games)
HIGHEST BATTING AVERAGE.....	.302 in 1950 (154 games)
LOWEST BATTING AVERAGE.....	.234 in 1905 (153 games)
HIGHEST SLUGGING PERCENTAGE.....	.491 in 2003 (162 games)
LOWEST SLUGGING PERCENTAGE.....	.292 in 1907 (155 games)
MOST GROUNDED INTO DOUBLE PLAY.....	174+ in 1990 (162 games)
FEWEST GROUNDED INTO DOUBLE PLAY.....	87 in 1994 (115 games); 94 in 1942 (152 games)
MOST LEFT ON BASE.....	1,308 in 1989 (162 games); 1,305 in 1948 (155 games)
FEWEST LEFT ON BASE.....	1,015 in 1929 (155 games)
MOST .300 HITTERS (AL qualifiers).....	6 in 1938
MOST PLAYERS WITH 100 HITS.....	9 in 2007, 2003, 1999, 1991, 1984
MOST TIMES SHUT OUT.....	28 in 1906
FEWEST TIMES SHUT OUT.....	1 in 1995

Single Game

LONGEST 9-INNING GAME, by time.....	4:45+, 8/18/2006 (G2) vs. NYY
LONGEST GAME, by time.....	6:49 (19 inn.), 4/10/2015 at NYY
MOST TIMES FACED PITCHER, 9 innings.....	64, 6/8/1950 vs. STL
MOST RUNS.....	BOS 29, STL 4, 6/8/1950
MOST RUNS, both clubs.....	36*, BOS (19) vs. TEX (17), 8/12/2008; BOS (22) at PHA (14), 6/29/1950
MOST RUNS, shutout.....	BOS 19, PHA 0, 4/30/1950
LARGEST DEFICIT OVERCOME TO WIN.....	11, 8/28/1950 vs. CLE, down 12-1, won 15-14
MOST SPECTACULAR RALLY TO WIN.....	down 12-5, one on and one out in 9th, 6/18/1961 (G1) vs. WAS, won 13-12
MOST RUNS, first inning.....	14**, 6/27/2003 vs. FLA, won 25-8
MOST RUNS, before first out in first inning.....	10+, 6/27/2003 vs. FLA
MOST HITS.....	28, 6/27/2003 vs. FLA; 6/8/1950 vs. STL
MOST HITS, both clubs.....	45**, PHA 27, BOS 18, 7/8/1902
MOST HITS IN CONSECUTIVE AT-BATS.....	12+, 8/29/2018 vs. MIA (7th)
MOST PLAYERS WITH 4 OR MORE HITS.....	4**, 9/20/2005 at TB; 6/8/1950 vs. STL
MOST SINGLES.....	24, 6/18/1953 vs. DET
MOST SINGLES, both clubs.....	36+,, CWS 21, BOS 15, 8/15/1922
MOST DOUBLES.....	12**, 7/29/1990 at DET
MOST RUNNERS LOB, 9 innings.....	19, 5/2/1971 vs. MIN-G2, won 9-8

+ML record (since 1900) ++tied for ML record *AL record **tied for AL record

Club Batting Records, Continued

MOST RUNNERS LOB, extra innings.....	22, 8/22/1951 at STL (13 inn.), won 3-1
MOST RUNNERS LOB, 9-inning shutout	14, 5/16/1988 vs. OAK (L, 3-0); 5/2/1988 vs. KC (L, 2-0)
MOST STOLEN BASES	8, 9/29/1940-G2 vs. PHA (8 inn.); 7/4/1913 vs. PHA
MOST TOTAL BASES	60+, 6/8/1950 vs. STL
MOST EXTRA-BASE HITS	17+, 6/8/1950 vs. STL
MOST PINCH HITS	4**, 9/8/1995 at NYY; 6/23/1954 at BAL
MOST RBI.....	29, 6/8/1950 vs. STL
MOST STRIKEOUTS, 9 innings	19, 8/12/1974 at CAL
MOST WALKS, 9 innings.....	15, 5/7/1992 at CWS, (L, 6-7); 6/16/1961 vs. WAS, (W, 14-9); 7/7/1949 at WAS (W, 8-4); 5/18/1946 at STL (W, 18-8); 4/29/1924 at WAS (W, 15-6)
MOST WALKS, extra innings.....	18, 9/17/1920 at DET (12 inn.), lost 14-13
MOST BATTERS WALKED, none scored.....	13, 5/18/1986 vs. TEX
MOST GROUNDED INTO DOUBLE PLAYS, 9 innings	6**, 7/18/1990 vs. MIN; 4/13/1984 vs. DET; 5/1/1966, vs. CAL-G1
MOST HIT INTO TRIPLE PLAYS	2+, 7/17/1990 vs. MIN
MOST PLAYERS USED IN 9-INNING GAME, both clubs.....	46+*, 10/2/2005 vs. NYY (NYY 24, BOS 22)

Single Inning

MOST PLATE APPEARANCES.....	23+, 6/18/1953 vs. DET (7th)
MOST RUNS	17*, 6/18/1953 vs. DET (7th)
MOST RUNS, none out	12+, 5/7/2009 vs. CLE (6th)
MOST RUNS, with 2 out	11, 8/21/1986 at CLE (6th)
MOST RUNS, with 2 out, none on	9, 6/2/1901 vs. MIL (9th)
MOST HITS	14*, 6/18/1953 vs. DET (7th)
MOST SINGLES.....	11*, 6/18/1953 vs. DET (7th)
MOST HITS IN CONSECUTIVE AT-BATS	12+, 8/29/2018 vs. MIA (7th)
MOST BATTERS REACHING BASE.....	20+, 6/18/1953 vs. DET (7th)
MOST BATTERS REACHING BASE, consecutive	12, 6/23/1952 vs. DET (4th)
MOST DOUBLES	5, 6/1/2003 at TOR (3rd); 9/6/1997 vs. MIL (3rd); 6/21/1994 at TOR (1st)
MOST TRIPLES.....	4, 5/6/1934 vs. DET (4th)
MOST TRIPLES, consecutive.....	4+, 5/6/1934 vs. DET (4th)
MOST TOTAL BASES	25, 9/24/1940 at PHA (G1) (6th)
MOST EXTRA-BASE HITS	7, 9/24/1940 at PHA (G1) (6th)
MOST PINCH HITS.....	4+*, 9/8/1995 at NYY (8th)

+ML record (since 1900) ++tied for ML record *AL record **tied for AL record



Carl Yastrzemski holds all-time Red Sox records in games, runs, hits, doubles, RBI, extra-base hits, and total bases.

Single-Season Batting Leaders

Games

1. Rice.....	*163, 1978
2. Buckner (L).....	162, 1985
Evans.....	†162, 1984
Evans.....	†162, 1982
Yastrzemski (L).....	†162, 1969
Scott.....	162, 1966
7. Vaughn (L).....	161, 1996
Boggs (L).....	161, 1985
Yastrzemski (L).....	161, 1970
Yastrzemski (L).....	161, 1967

Hits

1. Boggs (L).....	*240, 1985
2. Speaker (L).....	222, 1912
3. Betts.....	214, 2016
Boggs (L).....	214, 1988
5. Gonzalez (L).....	†213, 2011
Pedroia.....	†213, 2008
Rice.....	*213, 1978
8. Ellsbury (L).....	212, 2011
9. Boggs (L).....	210, 1983
10. Garciaparra.....	*209, 1997

Home Runs

1. Ortiz (L).....	*54, 2006
2. Foxx.....	50, 1938
3. Ortiz (L).....	47, 2005
4. Rice.....	*46, 1978
5. M. Ramirez.....	45, 2005
6. Vaughn (L).....	44, 1996
Yastrzemski (L).....	†44, 1967
8. J.D. Martinez.....	43, 2018
M. Ramirez.....	*43, 2004
Armas.....	*43, 1984
T. Williams (L).....	*43, 1949

Batting Avg.

1. T. Williams (L).....	*.406, 1941
2. T. Williams (L).....	*.388, 1957
3. Speaker (L).....	.383, 1912
4. Garciaparra.....	*.372, 2000
5. Alexander.....	**372, 1932
6. T. Williams (L).....	*.369, 1948
7. Boggs (L).....	*.368, 1985
8. Boggs (L).....	*.366, 1988
9. Speaker (L).....	.365, 1913
10. Boggs (L).....	*.363, 1987

Stolen Bases

1. Ellsbury (L).....	*70, 2009
2. T. Harper.....	*54, 1973
3. Ellsbury (L).....	*52, 2013
Speaker (L).....	52, 1912
5. Ellsbury (L).....	*50, 2008
6. Speaker (L).....	46, 1913
7. O. Nixon (S).....	42, 1994
Speaker (L).....	42, 1914
9. Werber.....	*40, 1934
Hooper (L).....	40, 1910

Pinch Hits

1. Cronin.....	*18, 1943
2. R. Miller (L).....	16, 1983
D. Williams.....	*16, 1963
4. R. Miller (L).....	14, 1984
L. Green (L).....	14, 1966
6. D. Jones (L).....	*13, 1967
D. Jones (L).....	13, 1966
Finney (L).....	13, 1939
B. Miller.....	*13, 1935
10. 2 tied.....	12

At-Bats

1. Garciaparra.....	*684, 1997
2. Rice.....	*677, 1978
3. Buckner (L).....	673, 1985
4. Betts.....	*672, 2016
5. Burleson.....	*663, 1977
6. Cramer (L).....	*661, 1940
7. Ellsbury (L).....	660, 2011
8. Garciaparra.....	658, 2003
Cramer (L).....	*658, 1938
10. Rice.....	657, 1984

Doubles

1. Webb (L).....	*67, 1931
2. Garciaparra.....	156, 2002
3. Devers (L)	*54, 2019
Pedroia.....	*54, 2008
5. Speaker (L).....	*53, 1912
6. Bogaerts	52, 2019
Ortiz (L).....	52, 2007
8. Garciaparra.....	51, 2000
Boggs (L).....	*51, 1989
Cronin.....	*51, 1938

Runs Batted In

1. Foxx.....	*175, 1938
2. V. Stephens.....	†159, 1949
T. Williams (L).....	†159, 1949
4. Ortiz (L).....	*148, 2005
5. T. Williams (L).....	*145, 1939
6. Ramirez.....	144, 2005
Dropo.....	†144, 1950
V. Stephens.....	†144, 1950
9. Vaughn (L).....	143, 1996
Foxx.....	143, 1936

On-Base Pct.

1. T. Williams (L).....	*.553, 1941
2. T. Williams (L).....	*.526, 1957
3. T. Williams (L).....	*.513, 1954
4. T. Williams (L).....	*.499, 1942
5. T. Williams (L).....	*.499, 1947
6. T. Williams (L).....	*.497, 1946
7. T. Williams (L).....	*.497, 1948
8. T. Williams (L).....	*.490, 1949
9. T. Williams (L).....	*.479, 1956
10. Boggs (L).....	*.476, 1988

Extra-Base Hits

1. Foxx.....	*92, 1938
2. Ortiz (L).....	*91, 2004
3. Devers (L)	*90, 2019
4. Ortiz (L).....	*88, 2007
Ortiz (L).....	*88, 2005
6. Ortiz (L).....	*87, 2016
Ramirez.....	87, 2004
8. Rice.....	*86, 1978
T. Williams (L).....	*86, 1939
10. 5 tied.....	85

Multi-Hit Games

1. Boggs (L).....	*72, 1985
2. Rice.....	*69, 1978
3. Garciaparra.....	68, 1997
Boggs (L).....	68, 1983
5. Betts.....	*67, 2016
6. Gonzalez (L).....	*66, 2011
T. Williams (L).....	66, 1940
8. Garciaparra.....	65, 2000
Pesky (L).....	65, 1942
10. 2 tied.....	64

Runs

1. T. Williams (L).....	*150, 1949
2. T. Williams (L).....	*142, 1946
3. T. Williams (L).....	*141, 1942
4. Foxx.....	139, 1938
5. Speaker (L).....	136, 1912
6. Betts.....	*135, 2019
T. Williams (L).....	*135, 1941
8. T. Williams (L).....	*134, 1940
9. DiMaggio.....	*131, 1950
T. Williams (L).....	131, 1939

Triples

1. Speaker (L).....	22, 1913
2. Freeman (L).....	20, 1903
3. L. Gardner (L).....	19, 1914
Freeman (L).....	†19, 1904
C. Stahl (L).....	†19, 1904
Freeman (L).....	19, 1902
7. Speaker (L).....	18, 1914
L. Gardner (L).....	18, 1912
9. 4 tied.....	17

Walks

1. T. Williams (L).....	*162, 1949
T. Williams (L).....	*162, 1947
3. T. Williams (L).....	*156, 1946
4. T. Williams (L).....	*147, 1941
5. T. Williams (L).....	*145, 1942
6. T. Williams (L).....	*144, 1951
7. T. Williams (L).....	*136, 1954
8. Yastrzemski (L).....	128, 1970
9. T. Williams (L).....	*126, 1948
10. Boggs (L).....	*125, 1988

Slugging Pct.

1. T. Williams (L).....	*.735, 1941
2. T. Williams (L).....	*.731, 1957
3. Foxx.....	*.704, 1938
4. Foxx.....	*.694, 1939
5. T. Williams (L).....	*.667, 1946
6. Ruth (L).....	*.657, 1919
7. T. Williams (L).....	*.650, 1949
8. T. Williams (L).....	*.648, 1942
9. Ramirez.....	.647, 2002
10. Betts.....	*.640, 2018

Total Bases

1. Rice.....	*406, 1978
2. Foxx.....	*398, 1938
3. Rice.....	*382, 1977
4. Vaughn (L).....	370, 1996
5. Rice.....	*369, 1979
Foxx.....	369, 1936
7. T. Williams (L).....	*368, 1949
8. Garciaparra.....	365, 1997
9. Ellsbury (L).....	*364, 2011
10. Ortiz (L).....	363, 2005

Intentional Walks

1. T. Williams (L).....	*33, 1957
2. Ramirez.....	*28, 2003
3. Ortiz (L).....	*27, 2013
4. Ramirez.....	*25, 2001
Boggs (L).....	*25, 1991
6. Ortiz (L).....	23, 2006
Vaughn (L).....	23, 1993
8. Ortiz (L).....	22, 2014
9. 3 tied.....	20

* led AL † tied for AL lead **376 AB for Red Sox but led AL at .367 overall (L) left-handed hitter (S) switch-hitter

Career Batting Leaders

Games

1. Yastrzemski (L).....	3,308
2. Evans.....	2,505
3. T. Williams (L).....	2,292
4. Rice.....	2,089
5. Ortiz (L).....	1,953
6. Doerr.....	1,865
7. Hooper (L).....	1,646
8. Boggs (L).....	1,625
9. Petrocelli.....	1,553
10. Varitek (S).....	1,546
11. Pedroia	1,512
12. DiMaggio.....	1,399
13. Malzone.....	1,359
14. Greenwell (L).....	1,269
15. G. Scott.....	1,192
16. Du. Lewis.....	1,184
17. Goodman (L).....	1,177
18. Cronin.....	1,134
19. Gardner (L).....	1,123
20. R. Miller (L).....	1,101

Hits

1. Yastrzemski (L).....	3,419
2. T. Williams (L).....	2,654
3. Rice.....	2,452
4. Evans.....	2,373
5. Boggs (L).....	2,098
6. Ortiz (L).....	2,079
7. Doerr.....	2,042
8. Pedroia	1,805
9. Hooper (L).....	1,707
10. DiMaggio.....	1,680
11. Malzone.....	1,454
12. Greenwell (L).....	1,400
13. Petrocelli.....	1,352
14. Goodman (L).....	1,344
15. Speaker (L).....	1,328
16. Varitek (S).....	1,307
17. Garciaparra.....	1,281
18. Pesky (L).....	1,277
19. Du. Lewis.....	1,248
20. Ramirez.....	1,232

Home Runs

1. T. Williams (L).....	521
2. Ortiz (L).....	483
3. Yastrzemski (L).....	452
4. Rice.....	382
5. Evans.....	379
6. Ramirez.....	274
7. Vaughn (L).....	230
8. Doerr.....	223
9. Foxx.....	222
10. Petrocelli.....	210
11. Varitek (S).....	193
12. Garciaparra.....	178
13. Jensen.....	170
14. T. Conigliaro.....	162
Fisk.....	162
16. G. Scott.....	154
17. R. Smith (S).....	149
18. Pedroia	140
19. T. Nixon (L).....	133
Youkilis.....	133

At-Bats

1. Yastrzemski (L).....	11,988
2. Evans.....	8,725
3. Rice.....	8,226
4. T. Williams (L).....	7,706
5. Ortiz (L).....	7,163
6. Doerr.....	7,093
7. Hooper (L).....	6,270
8. Boggs (L).....	6,213
9. Pedroia	6,031
10. DiMaggio.....	5,640
11. Petrocelli.....	5,390
12. Malzone.....	5,273
13. Varitek (S).....	5,099
14. Greenwell (L).....	4,623
15. Goodman (L).....	4,399
16. Du. Lewis.....	4,325
17. G. Scott.....	4,234
18. Pesky (L).....	4,085
19. Burleson.....	4,064
20. Garciaparra.....	3,968

Doubles

1. Yastrzemski (L).....	646
2. T. Williams (L).....	525
3. Ortiz (L).....	524
4. Evans.....	474
5. Boggs (L).....	422
6. Pedroia	394
7. Doerr.....	381
8. Rice.....	373
9. DiMaggio.....	308
10. Varitek (S).....	306
11. Garciaparra.....	279
12. Greenwell (L).....	275
13. Cronin.....	270
14. Valentin.....	266
15. Ramirez.....	256
16. Du. Lewis.....	254
17. Goodman (L).....	248
18. Hooper (L).....	246
19. Speaker (L).....	241
20. Youkilis.....	239

Runs Batted In

1. Yastrzemski (L).....	1,844
2. T. Williams (L).....	1,839
3. Ortiz (L).....	1,530
4. Rice.....	1,451
5. Evans.....	1,346
6. Doerr.....	1,247
7. Ramirez.....	868
8. Foxx.....	788
9. Petrocelli.....	773
10. Varitek (S).....	757
11. Vaughn (L).....	752
12. Cronin.....	737
13. Jensen.....	733
14. Greenwell (L).....	726
15. Pedroia	725
16. Malzone.....	716
17. Garciaparra.....	690
18. Boggs (L).....	687
19. Du. Lewis.....	629
20. DiMaggio.....	618

Runs

1. Yastrzemski (L).....	1,816
2. T. Williams (L).....	1,798
3. Evans.....	1,435
4. Rice.....	1,249
5. Ortiz (L).....	1,204
6. Doerr.....	1,094
7. Boggs (L).....	1,067
8. DiMaggio.....	1,046
9. Hooper (L).....	988
10. Pedroia	922
11. Pesky (L).....	776
12. Ramirez.....	743
13. Foxx.....	721
14. Garciaparra.....	709
15. Speaker (L).....	703
16. Goodman (L).....	688
17. Varitek (S).....	664
18. Greenwell (L).....	657
19. Petrocelli.....	653
20. Cronin.....	645

Triples

1. Hooper (L).....	130
2. Speaker (L).....	106
3. Freeman (L).....	90
4. Doerr.....	89
5. Gardner (L).....	87
6. Rice.....	79
7. Ferris.....	77
8. Evans.....	72
9. T. Williams (L).....	71
10. J. Collins.....	65
11. Parent.....	63
12. Du. Lewis.....	62
C. Stahl (L).....	62
14. Yastrzemski (L).....	59
15. DiMaggio.....	57
16. Todd (L).....	56
17. Garciaparra.....	50
J. Stahl.....	50
19. Boggs (L).....	47
He. Wagner.....	47

Walks

1. T. Williams (L).....	2,021
2. Yastrzemski (L).....	1,845
3. Evans.....	1,337
4. Ortiz (L).....	1,133
5. Boggs (L).....	1,004
6. Hooper (L).....	826
7. Doerr.....	809
8. DiMaggio.....	750
9. Rice.....	670
10. Petrocelli.....	661
11. Ramirez.....	636
12. Foxx.....	624
Pedroia	624
14. Varitek (S).....	614
15. Cronin.....	585
Jensen.....	585
17. Pesky (L).....	581
18. Goodman (L).....	561
19. Vaughn (L).....	519
20. Youkilis.....	494

(L) left-handed hitter (S) switch-hitter

Career Batting Leaders, Continued

Batting Avg. (1,500 AB)

1. T. Williams (L).....	344
2. Boggs (L).....	338
3. Speaker (L).....	337
4. Garciaparra.....	323
5. Runnels (L).....	320
6. Foxx.....	320
7. R. Johnson (L).....	313
8. Pesky (L).....	313
9. Ramirez.....	312
10. Lynn (L).....	308
11. Goodman (L).....	306
12. Vaughn (L).....	304
13. Greenwell (L).....	303
14. Cramer (L).....	302
15. R. Ferrell.....	302
16. Betts.....	301
17. Finney (L).....	301
18. Cronin.....	300
19. Pedroia	299
20. Rice.....	298

On-Base Pct. (1,500 AB)

1. T. Williams (L).....	482
2. Foxx.....	429
3. Boggs (L).....	428
4. Speaker (L).....	414
5. Ramirez.....	411
6. Runnels (L).....	408
7. Pesky (L).....	401
8. Vaughn (L).....	394
9. Cronin.....	394
10. R. Ferrell.....	394
11. Youkilis.....	388
12. R. Johnson (L).....	386
13. Goodman (L).....	386
14. Ortiz (L).....	386
15. DiMaggio.....	383
16. Lynn (L).....	383
17. Yastrzemski (L).....	379
18. Jensen.....	374
19. Flagstead.....	374
20. Betts.....	374

Slugging Pct. (1,500 AB)

1. T. Williams (L).....	634
2. Foxx.....	605
3. Ramirez.....	588
4. Ortiz (L).....	570
5. Garciaparra.....	553
6. Vaughn (L).....	542
7. Lynn (L).....	520
8. Betts.....	519
9. Rice.....	502
10. V. Stephens.....	492
11. Daubach (L).....	488
12. T. Conigliaro.....	488
13. Youkilis.....	487
14. Cronin.....	484
15. Speaker (L).....	482
16. Fisk.....	481
17. Armas.....	480
18. T. Nixon (L).....	478
19. Jensen.....	478
20. Evans.....	473

Stolen Bases

1. Hooper (L).....	300
2. Speaker (L).....	267
3. Ellsbury (L).....	241
4. Yastrzemski (L).....	168
5. He. Wagner.....	141
6. Pedroia	138
7. Gardner (L).....	134
8. Parent.....	129
9. Betts.....	126
10. T. Harper.....	107
Werber.....	107
12. C. Stahl (L).....	105
13. J. Collins.....	102
Du. Lewis.....	102
15. DiMaggio.....	100
16. Damon (L).....	98
Remy (L).....	98
18. Burks.....	95
Jensen.....	95
20. Garciaparra.....	84
R. Smith (S).....	84

Extra-Base Hits

1. Yastrzemski (L).....	1,157
2. T. Williams (L).....	1,117
3. Ortiz (L).....	1,023
4. Evans.....	925
5. Rice.....	834
6. Doerr.....	693
7. Boggs (L).....	554
8. Pedroia	549
9. Ramirez.....	537
10. Varitek (S).....	513
11. Garciaparra.....	507
12. Petrocelli.....	469
13. DiMaggio.....	452
14. Foxx.....	448
15. Greenwell (L).....	443
16. Vaughn (L).....	439
17. Cronin.....	433
18. Hooper (L).....	406
19. Valentin.....	404
20. Fisk.....	402

Total Bases

1. Yastrzemski (L).....	5,539
2. T. Williams (L).....	4,884
3. Rice.....	4,129
4. Evans.....	4,128
5. Ortiz (L).....	4,084
6. Doerr.....	3,270
7. Boggs (L).....	2,869
8. Pedroia	2,649
9. DiMaggio.....	2,363
10. Ramirez.....	2,324
11. Hooper (L).....	2,303
12. Petrocelli.....	2,263
13. Varitek (S).....	2,220
14. Garciaparra.....	2,194
15. Greenwell (L).....	2,141
16. Malzone.....	2,123
17. Vaughn (L).....	2,074
18. Foxx.....	1,988
19. Speaker (L).....	1,898
20. Cronin.....	1,883

(L) left-handed hitter
(S) switch-hitter

MOST SEASONS WITH THE RED SOX

Rk.	Player	Pos.	Years	Games
1.	Carl Yastrzemski	OF/1B	23 (1961-83)	3,308
T2.	Dwight Evans	OF	19 (1972-90)	2,505
T2.	Ted Williams	OF	19 (1939-42, '46-60)	2,292
4.	Tim Wakefield	RHP	17 (1995-2011)	590
5.	Jim Rice	OF/DH	16 (1974-89)	2,089
6.	Jason Varitek	C	15 (1997-2011)	1,546
T7.	Bobby Doerr	2B	14 (1937-44, '46-51)	1,865
T7.	David Ortiz	DH/1B	14 (2003-16)	1,953
T7.	Dustin Pedroia	2B	14 (2006-19)	1,506

Annual Batting Leaders

Year	Batting Average	Runs	Hits	Doubles
2019	Devers..... .311	Betts *135	Devers..... 201	Devers..... *54
2018	Betts *346	Betts **129	J.D. Martinez 188	Betts 47
2017	Bogaerts..... 273	Betts 101	Betts 166	Betts 46
2016	Betts 318	Betts 122	Betts 214	Ortiz *48
2015	Bogaerts..... 320	Betts 92	Bogaerts..... 196	Betts 42
2014	Pedroia..... 278	Pedroia..... 72	Pedroia..... 153	Pedroia..... 33
2013	Ortiz 309	Ellsbury..... 92	Pedroia..... 193	Pedroia..... 42
2012	González..... 300	Pedroia..... 81	Pedroia..... 163	Pedroia..... 39
2011	González..... 338	Ellsbury..... 119	González..... **213	Ellsbury 46
2010	Beltré 321	Scutaro..... 92	Beltré 189	Beltré *49
2009	Youkilis..... 305	Pedroia..... *115	Ellsbury..... 188	Pedroia..... 48
2008	Pedroia..... 326	Pedroia..... *118	Pedroia..... **213	Pedroia..... *54
2007	Ortiz 332	Ortiz 116	Lowell..... 191	Ortiz 52
2006	Ramirez..... 321	Ortiz 115	Loretta 181	Lowell 47
2005	Damon..... 316	Ortiz 119	Damon..... 197	Ortiz 40
2004	Ramirez..... 308	Damon..... 123	Damon..... 189	Ortiz 47
2003	Mueller..... *326	Garciaiparra 120	Garciaiparra 198	Mueller..... 45
2002	Ramirez..... *349	Damon..... 118	Garciaiparra 197	Garciaiparra *56
2001	Ramirez..... 306	T. Nixon..... 100	Ramirez..... 162	Ramirez 33
2000	Garciaiparra *372	Garciaiparra 104	Garciaiparra 197	Garciaiparra 51
1999	Garciaiparra *357	Offerman..... 107	Garciaiparra 190	Garciaiparra 42
1998	Vaughn 337	Valentin..... 113	Vaughn 205	Valentin..... 44
1997	Jefferson..... 319	Garciaiparra 122	Garciaiparra *209	Valentin..... *47
1996	Vaughn 326	Vaughn 118	Vaughn 207	Jefferson..... 30
1995	Naehring..... 307	Valentin..... 108	Vaughn 165	Valentin..... 37
1994	Vaughn 310	Vaughn 65	Vaughn 122	Valentin..... 26
1993	Greenwell 315	Vaughn 86	Greenwell 170	Valentin..... 40
1992	Brunansky..... 266	Reed 64	Reed 136	Brunansky 31
1991	Boggs..... 332	Boggs..... 93	Boggs..... 181	Boggs, Reed 42
1990	Boggs..... 302	Boggs, Burks..... 89	Boggs..... 187	Reed **45
1989	Boggs..... 330	Boggs **113	Boggs..... 205	Boggs *51
1988	Boggs..... *366	Boggs *128	Boggs..... 214	Boggs *45
1987	Boggs..... *363	Evans..... 109	Boggs..... 200	Boggs..... 40
1986	Boggs..... *357	Boggs 107	Boggs..... 207	Boggs..... 47
1985	Boggs..... *368	Evans..... 110	Boggs..... *240	Buckner..... 46
1984	Boggs..... 325	Evans..... *121	Boggs..... 203	Evans..... 37
1983	Boggs..... *361	Boggs..... 100	Boggs..... 210	Boggs..... 44
1982	Rice..... 309	Evans..... 122	Evans, Remy..... 178	Evans..... 37
1981	Lansford..... *336	Evans..... 84	Lansford 134	Lansford 23
1980	Rice..... 294	Burleson..... 89	Burleson..... 179	Evans..... 37
1979	Lynn *333	Rice..... 117	Rice..... 201	Lynn..... 42
1978	Rice..... 315	Rice..... 121	Rice..... *213	Fisk..... 39
1977	Rice..... 320	Fisk..... 106	Rice..... 206	Burleson..... 36
1976	Lynn 314	Fisk, Lynn 76	Rice..... 164	Evans..... 34
1975	Lynn 331	Lynn *103	Lynn 175	Lynn..... *47
1974	Yastrzemski..... 301	Yastrzemski *93	Yastrzemski..... 155	Yastrzemski 25
1973	Yastrzemski..... 296	T. Harper..... 92	Yastrzemski..... 160	Cepeda, Yastrzemski 25
1972	Fisk..... 293	T. Harper..... 92	T. Harper 141	T. Harper 29
1971	R. Smith..... 283	R. Smith..... 85	R. Smith 175	R. Smith *33
1970	Yastrzemski..... 329	Yastrzemski *125	Yastrzemski..... 186	R. Smith 32
1969	R. Smith..... 309	Yastrzemski 96	R. Smith 168	Petrocelli..... 32
1968	Yastrzemski..... *301	Yastrzemski 90	Yastrzemski..... 162	R. Smith *37
1967	Yastrzemski..... *326	Yastrzemski *112	Yastrzemski..... *189	Yastrzemski 31
1966	Yastrzemski..... 278	Foy..... 97	Yastrzemski..... 165	Yastrzemski *39
1965	Yastrzemski..... 312	T. Conigliaro..... 82	Yastrzemski..... 154	Yastrzemski **45
1964	Bressoud..... 293	Bressoud..... 86	Stuart..... 168	Bressoud..... 41
1963	Yastrzemski..... *321	Yastrzemski 91	Yastrzemski..... *183	Yastrzemski *40
1962	Runnels..... *326	Yastrzemski 99	Yastrzemski..... 191	Yastrzemski 43
1961	Malzone..... 266	Schilling..... 87	Schilling..... 167	Yastrzemski 31
1960	Runnels..... *320	Runnels..... 80	Runnels..... 169	Malzone 30
1959	Runnels..... 314	Jensen..... 101	Runnels..... 176	Malzone 34
1958	T. Williams..... *328	Runnels..... 103	Malzone..... 185	Runnels 32
1957	T. Williams..... *388	Piersall..... 103	Malzone..... 185	Malzone 31
1956	T. Williams..... 345	Klaus, Piersall..... 91	Jensen..... 182	Piersall *40
1955	Goodman..... 294	Goodman..... 100	Goodman..... 176	Goodman 31
1954	T. Williams..... 345	T. Williams..... 93	Jensen..... 160	3 tied..... 25
1953	Goodman..... 313	Piersall..... 76	Goodman..... 161	Kell..... 41
1952	Goodman..... 306	DiMaggio..... 81	Goodman..... 157	Goodman 27
1951	T. Williams..... 318	DiMaggio..... *113	DiMaggio..... 189	DiMaggio, Goodman 34
1950	Goodman..... *354	DiMaggio..... *131	DiMaggio..... 193	V. Stephens..... 34

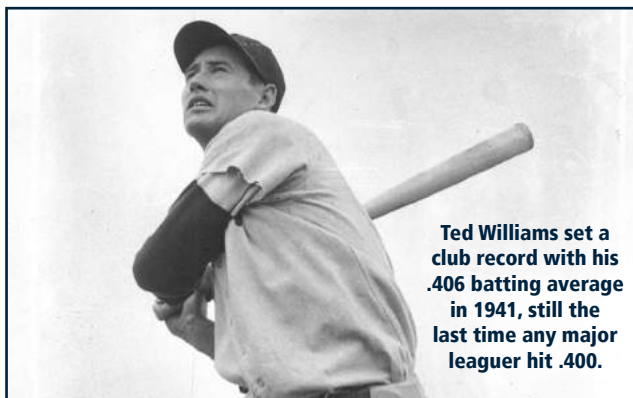
Batting Records

* led AL ** tied for AL lead

Annual Batting Leaders, Continued

Year	Batting Average	Runs	Hits	Doubles
1949	T. Williams..... .343	T. Williams *150	T. Williams..... 194	T. Williams *39
1948	T. Williams..... * .369	DiMaggio..... 127	T. Williams..... 188	T. Williams *44
1947	T. Williams..... * .343	T. Williams *125	Pesky..... *207	T. Williams 40
1946	T. Williams..... .342	T. Williams *142	Pesky..... *208	Pesky 43
1945	B. Johnson..... .280	Lake..... 81	B. Johnson..... 148	Newsome..... 30
1944	Doerr..... .325	B. Johnson 106	B. Johnson..... 170	B. Johnson 40
1943	Fox288	Doerr 78	Doerr..... 163	Doerr 32
1942	T. Williams..... * .356	T. Williams *141	Pesky..... *205	DiMaggio..... 36
1941	T. Williams..... * .406	T. Williams *135	T. Williams..... 185	Cronin 38
1940	T. Williams..... .344	T. Williams *134	Cramer..... *200	T. Williams 43
1939	Fox360	T. Williams 131	T. Williams..... 185	T. Williams 44
1938	Fox * .349	Fox 139	Vosmik..... *201	Cronin *51
1937	Chapman307	Fox 111	Cronin 175	Cronin 40
1936	Fox338	Fox 130	Fox 198	McNair 36
1935	R. Johnson315	Almada 85	Almada 176	Cronin 37
1934	Werber321	Werber 129	Werber 200	R. Johnson..... 43
1933	R. Johnson313	R. Johnson 88	R. Johnson 151	Cooke 35
1932	Alexander + .372	R. Johnson 70	Jolley 164	Pickering 28
1931	Webb333	Webb 96	Webb 196	Webb *67
1930	Webb323	Oliver..... .86	Oliver 189	Regan..... 35
1929	Rothrock300	Rothrock 70	Scarritt 159	Todt..... 38
1928	Myer313	Flagstead 84	Myer 168	Flagstead 41
1927	Tobin310	Flagstead 63	Myer 135	Regan..... 37
1926	Rigney..... .270	Rigney 71	Todt 153	Jacobson 36
1925	I. Boone330	Flagstead 84	Flagstead 160	Flagstead 38
1924	I. Boone337	Flagstead 106	Wambsganss..... 174	Wambsganss..... 41
1923	J. Harris335	Burns 91	Burns 181	Burns 47
1922	J. Harris316	Pratt 73	Pratt 183	Pratt 44
1921	Pratt324	Leibold 88	McInnis 179	Pratt 36
1920	Hooper312	Hooper 91	Hooper 167	Hooper, Schang 30
1919	Ruth322	Ruth *103	E. Scott 141	Ruth 34
1918	Hooper289	Hooper 81	Hooper 137	Hooper, Ruth 26
1917	Du. Lewis302	Hooper 89	Du. Lewis 167	Du. Lewis 29
1916	Gardner308	Hooper 75	Hooper 156	Lewis, Walker 29
1915	Speaker322	Speaker 108	Speaker 176	Du. Lewis 31
1914	Speaker338	Speaker 100	Speaker *193	Speaker *46
1913	Speaker365	Hooper 100	Speaker 190	Speaker 35
1912	Speaker383	Speaker 136	Speaker 222	Speaker *53
1911	Speaker334	Hooper 93	Speaker 167	Speaker 34
1910	Speaker340	Speaker 92	Speaker 183	Du. Lewis 29
1909	Lord311	Lord 86	Speaker 168	Speaker 26
1908	Gessler308	McConnell 77	Lord 145	Lord 15
1907	Congalton286	D. Sullivan..... 73	Congalton 142	Ferris 25
1906	Grimshaw290	Parent 67	C. Stahl 170	Ferris 25
1905	J. Collins276	Burkett 78	Burkett 147	J. Collins 25
1904	Parent291	Collins, Parent..... 85	Parent 172	J. Collins 33
1903	Dougherty331	Dougherty..... *107	Dougherty..... *195	Freeman 39
1902	Dougherty342	C. Stahl 92	Freeman 174	Freeman 38
1901	Freeman339	J. Collins 109	J. Collins 185	J. Collins 42

* led AL ** tied for AL lead + led AL at .367 with BOS and DET



Ted Williams set a club record with his .406 batting average in 1941, still the last time any major leaguer hit .400.

Annual Batting Leaders, Continued

Year	Triples	Home Runs	Runs Batted In	Stolen Bases
2019	Benintendi, Betts5	J.D. Martinez.....36	Bogaerts117	Betts.....16
2018	Benintendi6	J.D. Martinez.....43	J.D. Martinez*130	Betts.....30
2017	Bogaerts.....6	Betts.....24	Betts.....102	Betts.....26
2016	Bradley Jr.7	Ortiz38	Ortiz.....**127	Betts.....26
2015	Betts8	Ortiz37	Ortiz108	Betts.....21
2014	Holt.....5	Ortiz35	Ortiz104	Holt12
2013	Drew, Ellsbury8	Ortiz30	Ortiz103	Ellsbury*52
2012	Pedroia.....3	Saltalamacchia25	González.....86	Pedroia20
2011	Crawford.....7	Ellsbury.....32	González.....117	Ellsbury39
2010	Youkilis5	Ortiz32	Beltré, Ortiz.....102	Kalish10
2009	Ellsbury**10	Bay36	Bay119	Ellsbury*70
2008	Ellsbury7	Youkilis29	Youkilis115	Ellsbury*50
2007	Crisp7	Ortiz35	Lowell120	Lugo33
2006	7 tied2	Ortiz*54	Ortiz*137	Crisp22
2005	Damon6	Ortiz47	Ortiz*148	Damon18
2004	Damon6	Ramirez*43	Ortiz139	Damon19
2003	GarciaParra13	Ramirez37	GarciaParra.....105	Damon30
2002	Damon*11	Ramirez33	GarciaParra120	Damon31
2001	O'Leary.....6	Ramirez41	Ramirez125	Everett9
2000	T. Nixon.....8	Everett34	Everett108	Everett11
1999	Offerman11	O'Leary28	GarciaParra104	Offerman18
1998	GarciaParra, O'Leary...8	Vaughn40	GarciaParra122	Da. Lewis.....29
1997	GarciaParra*11	Vaughn35	GarciaParra98	GarciaParra22
1996	O'Leary.....5	Vaughn44	Vaughn143	Frye18
1995	O'Leary.....6	Vaughn39	Vaughn**126	Valentin20
1994	S. Cooper.....4	Vaughn26	Vaughn82	O. Nixon.....42
1993	Greenwell6	Vaughn29	Vaughn101	Fletcher16
1992	Boggs4	Brunansky.....15	Brunansky74	Reed7
1991	Greenwell6	J. Clark28	J. Clark87	Greenwell15
1990	Burks8	Burks21	Burks89	Burks9
1989	Boggs.....7	Esasky.....30	Esasky108	Burks21
1988	Greenwell8	Greenwell.....22	Greenwell119	Burks25
1987	Owen7	Evans34	Evans123	Burks27
1986	Armas, Barrett.....4	Baylor31	Rice110	Barrett15
1985	Armas, Gedman5	Evans29	Buckner110	Buckner18
1984	Evans8	Armas*43	Armas*123	Gutierrez12
1983	Boggs.....7	Rice*39	Rice**126	Remy11
1982	Evans7	Evans32	Evans98	Remy16
1981	Evans4	Evans**22	Evans71	Lansford15
1980	Rice6	T. Perez25	T. Perez105	Remy14
1979	Hobson.....7	Lynn, Rice39	Rice130	Remy14
1978	Rice*15	Rice*46	Rice*139	Remy30
1977	Rice15	Rice*39	Rice114	Burleson13
1976	Lynn, Rice8	Rice25	Yastrzemski102	Burleson, Lynn...14
1975	Lynn7	Rice22	Lynn105	Lynn, Rice10
1974	Evans8	Petrocelli, Yastrzemski...15	Yastrzemski79	T. Harper.....28
1973	R. Miller7	Fisk26	Yastrzemski95	T. Harper.....*54
1972	Fisk**9	Fisk22	Petrocelli75	T. Harper.....25
1971	Kennedy5	R. Smith30	R. Smith96	Griffin, Smith11
1970	R. Smith7	Yastrzemski40	T. Conigliaro116	Yastrzemski23
1969	R. Smith7	Petrocelli, Yastrzemski...40	Yastrzemski111	Yastrzemski15
1968	R. Smith5	Harrelson35	Harrelson*109	Foy26
1967	G. Scott7	Yastrzemski*44	Yastrzemski*121	R. Smith.....16
1966	Foy8	T. Conigliaro28	T. Conigliaro93	Tartabull11
1965	L. Green6	T. Conigliaro*32	Mantilla92	L. Green, Jones...8
1964	Yastrzemski9	Stuart33	Stuart114	Jones, Yastrzemski...6
1963	Clinton7	Stuart42	Stuart*118	Geiger9
1962	Clinton**10	Malzone21	Malzone95	Geiger18
1961	Geiger, Yastrzemski...6	Geiger18	Malzone87	Geiger16
1960	Buddin, Clinton5	T. Williams29	Wertz103	Runnels, Stephens...5
1959	Runnels6	Jensen28	Jensen*112	Jensen20
1958	Piersall, Runnels5	Jensen35	Jensen*122	Piersall12
1957	Malzone, Piersall5	T. Williams38	Jensen, Malzone103	Piersall14
1956	Jensen**11	T. Williams24	Jensen97	Jensen11
1955	Jensen6	T. Williams28	Jensen**116	Jensen16
1954	Agganis8	T. Williams29	Jensen117	Jensen*22
1953	Piersall9	Gernert21	Kell73	Piersall11
1952	Evers, Vollmer4	Gernert19	Gernert67	Throneberry16
1951	Pesky6	T. Williams30	T. Williams126	Goodman7
1950	DiMaggio, Doerr**11	Dropo34	Dropo, Stephens...*144	DiMaggio*15

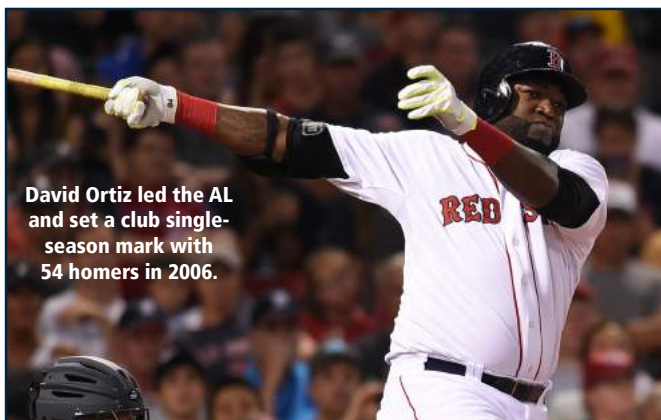
Batting Records

* led AL ** tied for AL lead

Annual Batting Leaders, Continued

Year	Triples	Home Runs	Runs Batted In	Stolen Bases
1949	Doerr.....9	T. Williams*43	Stephens, Williams.....159	DiMaggio.....9
1948	V. Stephens.....8	V. Stephens.....29	V. Stephens.....137	DiMaggio.....10
1947	Doerr.....10	T. Williams*32	T. Williams*114	Pesky.....12
1946	Doerr.....9	T. Williams38	T. Williams123	DiMaggio.....10
1945	Johnson, McBride.....7	B. Johnson.....12	B. Johnson.....74	Metkovich.....19
1944	Doerr.....10	B. Johnson.....17	B. Johnson.....106	Metkovich.....13
1943	Lupien.....9	Doerr.....16	Tabor.....85	Fox.....22
1942	Pesky.....9	T. Williams*36	T. Williams*137	DiMaggio.....16
1941	Finney.....10	T. Williams*37	T. Williams120	Tabor.....17
1940	Finney.....15	Foxx.....36	Foxx.....119	Tabor.....14
1939	T. Williams.....11	Foxx.....*35	T. Williams*145	Tabor.....16
1938	Foxx.....9	Foxx.....50	Foxx.....*175	Chapman.....13
1937	Chapman, Cramer.....11	Foxx.....36	Foxx.....127	Chapman.....27
1936	Foxx, Kroner.....8	Foxx.....41	Foxx.....143	Werber.....23
1935	Cronin.....14	Werber.....14	Cronin.....95	Werber.....*29
1934	Johnson, Werber.....10	Werber.....11	R. Johnson.....119	Werber.....*40
1933	Cooke.....10	R. Johnson.....10	R. Johnson.....95	Werber.....15
1932	Olson.....6	Jolley.....18	Jolley.....99	R. Johnson.....13
1931	Oliver.....5	Webb.....14	Webb.....103	Rothrock.....13
1930	Regan.....10	Webb.....16	Webb.....66	Oliver, Reeves.....6
1929	Scarritt.....17	Rothrock.....6	Scarritt.....71	Rothrock.....23
1928	Taitt.....14	Todt.....12	Regan.....75	Myer.....*30
1927	Myer.....11	Todt.....6	Flagstead.....69	Flagstead.....12
1926	Todt.....12	Todt.....7	Jacobson, Todt.....69	Haney.....*13
1925	Todt.....13	Todt.....11	Todt.....75	Ezzell, Prothro.....9
1924	Harris, Veach.....9	I. Boone.....13	Veach.....99	Wambsganss.....14
1923	J. Harris.....11	J. Harris.....13	Burns.....82	McMillan.....13
1922	J. Harris.....9	Burns.....12	Pratt.....86	Menosky.....9
1921	S. Collins.....12	Pratt.....5	Pratt.....102	S. Collins.....15
1920	Hooper.....17	Hooper.....7	Hendryx.....73	Menosky.....23
1919	Ruth.....12	Ruth.....*29	Ruth.....*114	Hooper.....23
1918	Hooper.....13	Ruth.....**11	Ruth.....66	Hooper.....24
1917	Hooper.....11	Hooper.....3	Du. Lewis.....65	Hooper.....21
1916	Hooper, Walker.....11	3 tied.....3	Gardner.....62	Hooper.....27
1915	Hooper.....13	Ruth.....4	Du. Lewis.....76	Speaker.....29
1914	Gardner.....19	Speaker.....4	Speaker.....90	Speaker.....42
1913	Speaker.....22	Hooper.....4	Du. Lewis.....90	Speaker.....46
1912	Gardner.....18	Speaker.....**10	Du. Lewis.....109	Speaker.....52
1911	Speaker.....13	Speaker.....8	Du. Lewis.....86	Hooper.....38
1910	J. Stahl.....16	J. Stahl.....*10	J. Stahl.....77	Hooper.....40
1909	Speaker.....13	Speaker.....7	Speaker.....77	Lord.....36
1908	Gessler.....14	Gessler.....3	Gessler.....63	McConnell.....31
1907	Unglaub.....13	Ferris.....4	Unglaub.....62	He. Wagner.....20
1906	Ferris.....13	C. Stahl.....4	C. Stahl.....51	Parent.....16
1905	Ferris.....16	Ferris.....6	J. Collins.....65	Parent.....25
1904	Freeman, Stahl.....19	Freeman.....7	Freeman.....84	Parent.....20
1903	Freeman.....20	Freeman.....*13	Freeman.....*104	Dougherty.....35
1902	Freeman.....19	Freeman.....11	Freeman.....*121	C. Stahl.....24
1901	Collins, Stahl.....16	Freeman.....12	Freeman.....114	Dowd.....33

* led AL ** tied for AL lead



David Ortiz led the AL and set a club single-season mark with 54 homers in 2006.

Miscellaneous Batting

Triple Crown Winners

PLAYER	SEASON	HR	RBI	AVG
Ted Williams	1942	36	137	.356
Ted Williams	1947	32	114	.343
Carl Yastrzemski	1967	44	121	.326

Hitting for the Cycle

PLAYER	DATE/OPP.	PLAYER	DATE/OPP.	PLAYER	DATE/OPP.
Brock Holt	10/8/2018 at NYY (ALDS G3)*	Fred Lynn	5/13/1980 vs. MIN	Leon Culberson	7/3/1943 at CLE
Mookie Betts	8/9/2018 at TOR	Bob Watson	9/15/1979 at BAL	Joe Cronin	8/2/1940 at DET
Brock Holt	6/16/2015 vs. ATL	Carl Yastrzemski	5/14/1965 vs. DET (10)	Julius Solters	8/19/1934 (G1) at DET
John Valentin	6/6/1996 vs. CWS	Lou Clinton	7/13/1962 at KCA (15)**	Roy Carlyle	7/21/1925 (G1) at CWS
Scott Cooper	4/12/1994 at KC	Bobby Doerr	5/13/1947 vs. CWS	Tris Speaker	6/9/1912 at STL
Mike Greenwell	9/14/1988 vs. BAL	Ted Williams	7/21/1946 (G2) vs. STL	Patsy Dougherty	7/29/1903 vs. NY
Rich Gedman	9/18/1985 vs. TOR	Bob Johnson	7/6/1944 vs. DET	Buck Freeman	6/21/1903 at CLE
Dwight Evans	6/28/1984 vs. SEA (11)	Bobby Doerr	5/17/1944 (G2) vs. STL		

*Marks the only cycle in MLB postseason history

**Hit for cycle in 9 innings

200-Hit Seasons

RANK/PLAYER	HITS, YEAR	RANK/PLAYER	HITS, YEAR	RANK/PLAYER	HITS, YEAR
1. Boggs	*240, 1985	10. Garciaparra	*209, 1997	19. Boggs	203, 1984
2. Speaker	222, 1912	11. Pesky	*208, 1946	20. Devers	201, 2019
3. Betts	214, 2016	12. Vaughn	207, 1996	Pedroia	201, 2016
Boggs	214, 1988	Boggs	207, 1986	Buckner	201, 1985
5. González	+213, 2011	Pesky	*207, 1947	Rice	201, 1979
Pedroia	+213, 2008	15. Rice	206, 1977	Vosmik	201, 1938
Rice	*213, 1978	16. Vaughn	205, 1998	25. Boggs	200, 1987
8. Ellsbury	212, 2011	Boggs	205, 1989	Rice	200, 1986
9. Boggs	210, 1983	Pesky	*205, 1942	Cramer	+200, 1940
*led AL	+tied for AL lead			Werber	200, 1934

20-Game Hitting Streaks

RANK/PLAYER	G	YEAR(S)	RANK/PLAYER	G	YEAR(S)	RANK/PLAYER	G	YEAR(S)
1. DiMaggio	34	1949	Boggs	25	1987	31. Garciaparra	21	2000-01
2. R. Green	30	1997	Metkovich	25	1944	Greenwell	21	1989
Speaker	30	1912	18. Garciaparra	24	1998	Rice	21	1980
4. Bradley Jr.	29	2016	19. Youkilis	23	2007	Doerr	21	1943
Damon	29	2005	Bressoud	23	1963-64	35. Walker	20	2003
6. Boggs	28	1985	T. Williams	23	1941	Boggs	20	1986
7. D. Ortiz	27	2012-13	Myer	23	1928	Easley	20	1984
Ramirez	27	2006	Burns	23	1922	Lynn	20	1979
DiMaggio	27	1951	Pratt	23	1922	Lynn	20	1975
10. Bogaerts	26	2016	25. Ellsbury	22	2009	Jolley	20	1932
Garciaparra	26	2003	Ramirez	22	2002-03	Boone	20	1925
Pesky	26	1947	Jefferson	22	1997	Ruth	20	1919
Freeman	26	1902	Doyle	22	1975	Speaker	20	1912
14. Pedroia	25	2011	DiMaggio	22	1942	Speaker	20	1912
V. Martinez	25	2009	Speaker	22	1913			

Career Pinch-Hit Leaders

Rank/Player	H	Rank/Player	H	Rank/Player	H	Rank/Player	H
1. D. Jones	55	5. Cronin	29	9. G. Stephens	24	13. Geiger	22
2. R. Miller	49	Henricksen	29	10. Finney	23	14. L. Green	21
3. R. Nixon	43	Varitek	29	Gedman	23	15. Spence	20
4. T. Williams	33	8. Rothrock	27	P. Green	23	Tartabull	20

Pitchers Batting Since DH Rule (Non-Interleague Games)

DATE/OPP.	PITCHER	RESULT	DATE/OPP.	PITCHER	RESULT
8/12/2012 at CLE	Clayton Mortensen	SO (swing)	8/13/1985 vs. KC	Tim Lollar-PH	Line out (L-5)
7/31/2000 at SEA	Hipolito Pichardo	SO (called)	7/29/1980 at KC	Dick Drago	Ground out (6-3)
6/28/2000 vs. BAL	Tim Wakefield-PH	Sac. bunt	7/25/1979 vs. OAK	Joel Finch	Fly out (F-9)
6/28/2000 vs. BAL	Pete Schourek-PH	Single CF	7/5/1976 vs. CHW	Luis Tiant	SO (swinging)
5/13/2000 at BAL	Derek Lowe	SO (called)	6/17/1976 at OAK	Dick Pole	Ground out (1-3)
4/22/1998 at DET	Tim Wakefield-PH	Sac. bunt	5/21/1976 at NYY	Jim Willoughby	Fly out (F-8)
5/23/1996 vs. SEA	Roger Clemens	Single CF	7/12/1975 vs. TEX	Luis Tiant	Fly out (F-9)
8/12/1986 at KC (G2)	Tim Lollar-PH	Single CF			

Batting Records

RBI History

Most Career 100-RBI Seasons

No.	PLAYER	YEARS	No.	PLAYER	YEARS	No.	PLAYER	YEARS
10	Ortiz	2003-07, 10, 13-16	6	Foxx	1936-41	4	Evans	1984, 87-89
9	T. Williams	1939-42, 46-49, 51	5	Yastrzemski	1967, 69-70, 76-77	3	V. Stephens	1948-50
8	Rice	1975, 77-79, 83-86	5	Jensen	1954-55, 57-59	3	Cronin	1937, 39-40
6	Ramirez	2001-06	4	Garcia-parra	1998-99, 2002-03	3	Freeman	1901-03
6	Doerr	1940, 42, 46, 48-50	4	Vaughn	1993, 95-96, 98			

Game-Winning RBI Leaders (Since 1979)

Year	Player	RBI	Year	Player	RBI	Year	Player	RBI
1979	Lynn	13	1993	Dawson	16	2007	Ramirez	17
1980	T. Perez	9	1994	Naehring	7	2008	Drew	11
1981	Yastrzemski	10	1995	Valentin	10	2009	Bay, Lowell, Ortiz	12
1982	Rice	15	1996	Vaughn	12	2010	Ortiz	13
1983	Rice	14	1997	Garcia-parra	13	2011	González	17
1984	Rice	17	1998	Garcia-parra	20	2012	González	11
1985	Evans	13	1999	O'Leary	14	2013	Napoli, Pedroia	12
1986	Baylor	13	2000	Garcia-parra	18	2014	Napoli	9
1987	Boggs	15	2001	Ramirez	16	2015	Bogaerts, Ortiz	12
1988	Greenwell	*23	2002	Garcia-parra	16	2016	Ortiz	18
1989	Burks	12	2003	Ortiz	16	2017	Benintendi, Betts	12
1990	Burks	17	2004	Ortiz, Ramirez	17	2018	Moreland	14
1991	Clark, Greenwell	14	2005	Ortiz	21	2019	Devers	16
1992	Brunansky	13	2006	Ortiz	18			

NOTE: A uniform GWRBI rule was adopted by both leagues in 1979 as "the RBI that gives a team a lead it never relinquishes." Discontinued as an official stat after the 1988 season, the Red Sox still use the 1979 rule. (*AL record while official stat)

Game-Tying and Go-Ahead RBI Leaders (Since 1972)

Year	Player	RBI	Year	Player	RBI	Year	Player	RBI
1972	Yastrzemski	34	1988	Greenwell	44	2004	Ortiz	43
1973	Cepeda	27	1989	Greenwell	31	2005	Ortiz	48
1974	Yastrzemski	30	1990	Burks	30	2006	Ortiz	55
1975	Rice	43	1991	Greenwell	27	2007	Ortiz	47
1976	Yastrzemski	40	1992	Brunansky	26	2008	Ortiz, Ramirez	26
1977	Rice	43	1993	Greenwell	28	2009	Bay	37
1978	Rice	58	1994	Vaughn	23	2010	Ortiz	45
1979	Lynn	50	1995	Vaughn	32	2011	González	37
1980	T. Perez	34	1996	Vaughn	42	2012	González	30
1981	Evans	27	1997	Garcia-parra	41	2013	Pedroia	35
1982	Evans	36	1998	Vaughn	39	2014	Ortiz	30
1983	Rice	49	1999	O'Leary	35	2015	Ortiz	33
1984	Rice	43	2000	Garcia-parra	38	2016	Ortiz	39
1985	Buckner	36	2001	Ramirez	47	2017	Betts	31
1986	Rice	40	2002	Ramirez	30	2018	J.D. Martinez	31
1987	Boggs	39	2003	Ortiz	34	2019	Devers	37

NOTE: The only Red Sox with 40 G-T and G-A RBI who did not lead the team: Jim Rice in 1979 (41), Manny Ramirez in 2004 (41).

Most Consecutive Games with RBI (Since 1914)

PLAYER	GAMES	RBI	YEAR	DATES
Ted Williams	12	18	1942	8/31-9/13
Joe Cronin	12	19	1939	6/27-7/9
Ted Williams	11	21	1950	5/30 (G1)-6/10
Manny Ramirez	10	12	2002	9/14-24
Dwight Evans	10	18	1989	9/15-26
Butch Hobson	10	21	1978	4/14-23
Mike Higgins	10	16	1938	8/30-9/6
Joe Cronin	10	14	1935	8/7 (G1)-17 (G1)
Roy Johnson	10	16	1934	7/6-16 (G2)
Joe Harris	10	13	1924	5/14-24

Most RBI in One Game

RBI	PLAYER	DATE	OPP.	RBI	PLAYER	DATE	OPP.
10	Nomar Garcia-parra	5/10/1999	vs. SEA	9	Jim Tabor	7/4/1939	at PHA (G2)
10	Fred Lynn	6/18/1975	at DET	8	Mookie Betts [^]	7/2/2017	at TOR
10	Norm Zauchin	5/27/1955	vs. WAS	8	Mookie Betts	8/14/2016	vs. ARI
10	Rudy York	7/27/1946	at STL	8	Nomar Garcia-parra	7/23/2002	vs. TB (G1)
9	Bill Mueller	7/29/2003	at TEX	8	Bobby Doerr	6/8/1950	vs. STL
9	Mike Greenwell*	9/2/1996	at SEA (10)	8	Ted Williams	7/14/1946	vs. CLE (G1)
9	Jackie Jensen	8/2/1956	at DET	8	Jimmie Foxx	9/7/1938	vs. NYY (6)

*ML record for a player who drove in all his team's runs in a single game

[^]Tied for ML record for most RBI as a leadoff hitter

Red Sox 30-RBI Months (Since 1970)

YEAR	MONTH	PLAYER	RBI	GAMES PLAYED
2019	July	Rafael Devers	34	25
2011	May	Adrián González	31	29
2009	May	Jason Bay	30	28
2006	July	David Ortiz	35	26
2005	Aug.	David Ortiz	30	26
2004	June	David Ortiz	31	25
2002	Sept.	Manny Ramirez	30	27
2001	April	Manny Ramirez	31	25
1999	May	Nomar Garciaparra	33	27
1998	July	Nomar Garciaparra	33	27
1995	Aug.	John Valentin	31	29
1992	July	Tom Brunansky	32	27
1989	Aug.	Nick Esasky	35	33
1988	June	Mike Greenwell	31	26
1987	Aug.	Dwight Evans	31	27
1984	June	Tony Armas	30	29
1983	Aug.	Jim Rice	32	31
1980	Sept.	Jim Rice	31	29
1978	Aug.	Jim Rice	33	29
1978	May	Jim Rice	33	30
1977	Sept.	Carlton Fisk	35	29
1975	June	Fred Lynn	32	31
1973	Sept.	Carl Yastrzemski	30	28
1970	Sept.	Tony Conigliaro	32	29

NOTE: Ted Williams holds the club record for RBI in a month with 41 in May 1942 (28 G). He also had 40 RBI in June 1950 (29 G). Clyde Vollmer is the only other Red Sox player to reach 40 in a month with 40 in July 1951 (29 G).

Multiple-Run Innings/Games

10-Run Innings

RUNS	OPPONENT	DATE	INNING	SCORE
17	Detroit	6/18/1953	7	23-3
14	Florida	6/27/2003	1	25-8
14	Philadelphia	7/4/1948	7	19-5
12	Cleveland	5/7/2009	6	13-3
12	at Cleveland	8/21/1986	6	24-5
12	Baltimore	8/10/1965	5	15-5 (G1)
12	Chicago	5/4/1962	5	13-6
12	at Washington	8/4/1945	4	15-4 (G2)
12	at Detroit	7/25/1936	5	18-3
12	Detroit	5/6/1934	4	14-4
11	Miami	8/29/2018	7	14-6
11	Chicago (AL)	6/26/1999	1	17-1
11	at New York (AL)	5/31/1998	3	13-7
11	Baltimore	6/8/1977	2	14-5
11	at Detroit	6/23/1952	4	12-6
11	Chicago	7/14/1950	3	13-1
11	Philadelphia	4/30/1950	4	19-0
11	St. Louis	8/25/1940	6	17-3
11	Philadelphia	7/5/1936	2	16-2 (G1)
11	Philadelphia	8/13/1933	1	19-10
11	St. Louis	5/12/1928	3	15-2
10	at Minnesota	5/7/2017	9	17-6
10	San Diego	6/20/2011	7	14-5
10	Texas	8/12/2008	1	19-17
10	Tampa Bay	7/23/2002	3	22-4 (G1)
10	at Toronto	6/21/1994	1	13-1
10	Texas	7/30/1991	3	11-6
10	at Kansas City	8/26/1957	7	16-0
10	Chicago	7/26/1949	8	11-2
10	Washington	9/27/1940	4	24-4
10	Detroit	9/21/1937	5	12-7
10	at Detroit	7/11/1929	6	15-8
10	Philadelphia	4/19/1924	2	12-0
10	at Philadelphia	5/2/1901	3	23-12

Multiple-Run Innings/Games, Continued

Most Runs by Inning

INN.	RUNS	OPP.	DATE	SCORE	INN.	RUNS	OPP.	DATE	SCORE
1st	14	vs. FLA	6/27/2003	25-8	5th	12	vs. BAL	8/10/1965 (G1)	15-5
2nd	11	vs. BAL	6/8/1977	14-5	12	vs. CWS	5/4/1962	13-6	
	11	vs. PHA	7/5/1936 (G1)	16-2	12	at DET	7/25/1936	18-3	
3rd	11	at NYY	5/31/1998	13-7	6th	12	vs. CLE	5/7/2009	13-3
	11	vs. CWS	7/14/1950	13-1	12	at CLE	8/21/1986	24-5	
	11	vs. STL	5/12/1928	15-2	7th	17	vs. DET	6/18/1953	23-3
4th	12	at WAS	8/4/1945 (G2)	15-4	8th	10	vs. CWS	7/26/1949	11-2
	12	vs. DET	5/6/1934	14-4	9th	10	at MIN	5/7/2017	17-6
					10th*	9	at CWS	7/8/1973 (G2)	11-2

* Team extra-inning record

20-Run Games

SCORE	DATE	OPP.	WINNER	SCORE	DATE	OPP.	WINNER
29-4	6/8/1950	vs. STL	Chuck Stobbs	22-11	4/12/1994	at KC	Danny Darwin
25-8	6/27/2003	vs. FLA	Byung-Hyun Kim	22-14	6/29/1950	at PHA	Al Papai
24-5	8/21/1986	at CLE	Oil Can Boyd	21-11	8/30/1970 (G1)	at CWS	Ken Brett
24-4	9/27/1940	vs. WAS	Fritz Ostermueller	21-2	6/24/1949	vs. STL	Ellis Kinder
23-7	10/10/1999*	vs. CLE	Rich Garces	21-8	5/29/1912 (G1)	vs. WAS	Joe Wood
23-3	6/18/1953	vs. DET	Ellis Kinder	20-4	9/4/2013	vs. DET	Ryan Dempster
23-12	5/2/1901	at PHA	Ted Lewis	20-6	9/6/1975	at MIL	Roger Moret
22-10	8/15/2015	vs. SEA	Wade Miley	20-10	5/31/1954 (G1)	vs. PHA	Tom Herrin
22-4	7/23/2002 (G1)	vs. TB	Tim Wakefield	20-4	6/7/1950	vs. STL	Joe Dobson

* ALDS G4

20-Run Games by Red Sox Opponents

SCORE	DATE	OPP.	LOSER	SCORE	DATE	OPP.	LOSER
27-3	7/7/1923 (G1)	at CLE	Curt Fullerton	21-2	5/20/1994	at MIN	Joe Hesketh
24-6	5/1/1929	vs. PHA	Milt Gaston	21-7	6/14/1969	vs. OAK	Ray Jarvis
24-4	9/28/1923	vs. NYY	Howard Ehmke	21-7	6/26/1960 (G2)	at CWS	Tom Borland
22-1	6/19/2000	vs. NYY	Brian Rose	20-2	8/31/2012	at OAK	Aaron Cook
22-13	5/31/1970	vs. CWS	Gary Peters	20-11	8/21/2009	vs. NYY	Brad Penny
22-9	7/8/1902	vs. PHA	George Prentiss	20-2	6/20/1980	vs. CAL	Steve Renko
21-2	7/2/2016	vs. LAA	Clay Buchholz	20-8	7/7/1928 (G1)	vs. DET	Slim Harris

Stolen Base History

Red Sox with 25 or More Steals in a Season

Rank/Player	SB	Year	Rank/Player	SB	Year	Rank/Player	SB	Year
1. Ellsbury.....	*70	2009	Dowd.....	33	1901	Chapman.....	27	1937
2. Harper.....	*54	1973	19. Damon.....	31	2002	Hooper.....	27	1916
3. Ellsbury.....	*52	2008	McCannell.....	31	1908	Gardner.....	27	1911
Speaker.....	52	1912	21. Betts.....	30	2018	Niles.....	27	1909
5. Ellsbury.....	*50	2008	Damon.....	30	2003	39. Betts.....	26	2017
6. Speaker.....	46	1913	Remy.....	30	1978	Betts.....	26	2016
7. O. Nixon.....	42	1994	Myer.....	*30	1928	Pedroia.....	26	2011
Speaker.....	42	1914	25. Da. Lewis.....	29	1998	Foy.....	26	1968
9. Werber.....	*40	1934	Werber.....	*29	1935	Hooper.....	26	1913
Hooper.....	40	1910	Speaker.....	29	1915	He. Wagner.....	26	1910
11. Ellsbury.....	39	2011	Janvrin.....	29	1914	McCannell.....	26	1909
12. Hooper.....	38	1911	Hooper.....	29	1912	46. Burks.....	25	1988
13. H. Lord.....	36	1909	C. Stahl.....	29	1901	Harper.....	25	1972
14. Speaker.....	35	1910	31. Crisp.....	28	2007	Gardner.....	25	1912
Speaker.....	35	1909	Harper.....	28	1974	Speaker.....	25	1911
Dougherty.....	35	1903	Engle.....	28	1913	Parent.....	25	1905
17. Lugo.....	33	2007	34. Burks.....	27	1987			

*Led the AL

20-Homer, 20-Steal Seasons

YEAR	PLAYER	POS.	HR	SB	YEAR	PLAYER	POS.	HR	SB
2018	Mookie Betts	RF	32	30	1997	Nomar Garciaparra	SS	30	22
2017	Andrew Benintendi	LF	20	20	1995	John Valentin	SS	27	20
2017	Mookie Betts	RF	24	26	1987	Ellis Burks	CF	20	27
2016	Mookie Betts	RF	31	26	1970	Carl Yastrzemski	1B	40	23
2011	Jacoby Ellsbury	CF	32	39	1959	Jackie Jensen	RF	28	20
2011	Dustin Pedroia	2B	21	26	1954	Jackie Jensen	RF	25	22

NOTE: Jacoby Ellsbury (2011) and Mookie Betts (2018) are the only Red Sox players to reach 30 homers and 30 steals in a season.

Home Run Records

Individual

MOST, Game	3, 33 times, last Mookie Betts, 7/26/2019 vs. NYY
MOST, Game at Fenway Park	3, 18 times, last Mookie Betts, 7/26/2019 vs. NYY
MOST, Game by Opponent	3, 24 times, last Aaron Hicks, 7/1/2018 at NYY
MOST IN CONSECUTIVE PA, Game	3, Mookie Betts, 2x: 7/26/2018 vs. NYY, 5/2/2018 vs. KC; Kevin Millar, 7/23/2004 vs. NYY; Nomar Garciaparra, 7/23/2002 (G1) vs. TB; Mo Vaughn, 9/24/1996 vs. BAL; Tom Brunansky, 9/29/1990 vs. TOR; Ken Harrelson, 6/14/1968 at CLE
MOST, Doubleheader	4**, Jim Tabor, 7/4/1939 (G2) at PHA
MOST, Inning	2++, David Ortiz, 8/12/2008 vs. TEX (1st); Nomar Garciaparra, 7/23/2002 (G1) vs. TB (3rd); Ellis Burks, 8/27/1990 at CLE (4th); Bill Regan, 7/16/1928 at CWS (4th)
MOST, Consecutive Innings	3++, Nomar Garciaparra, 7/23/2002 (G1) vs. TB (3rd & 4th)
MOST CONSECUTIVE, At-Bats	4++, Ted Williams, 9/17-22, 1957
MOST GRAND SLAMS, Game	2++, Bill Mueller, 6/29/2003 at TEX; Nomar Garciaparra, 5/10/1999 vs. SEA; Rudy York, 7/27/1946 at STL; Jim Tabor, 7/4/1939 (G2) at PHA
MOST GRAND SLAMS, Consecutive Innings	2++, Bill Mueller, 6/29/2003 at TEX (7th & 8th)
MOST GRAND SLAMS, Both Sides of Plate	+Bill Mueller, 6/29/2003 at TEX
MOST, Season	54, David Ortiz, 2006
MOST, Season by RH Batter	50, Jimmie Foxx, 1938
MOST, Season by Switch-Hitter	34, Carl Everett, 2000
MOST, Season at Fenway Park	35, Jimmie Foxx, 1938
MOST, Season at Fenway Park by LH Batter	28, Fred Lynn, 1979
MOST, Season at Fenway Park by Switch-Hitter	17, Carl Everett, 2000
MOST, Season on Road	32**, David Ortiz, 2006
MOST, Season by Rookie	34, Walt Dropo, 1950
MOST GRAND SLAMS, Season	4, Babe Ruth, 1919
MOST GRAND SLAMS, Lifetime	17, Ted Williams
MOST GRAND SLAMS, Rookie	2, Ryan Kalish, 2010; Bob Zuppic, 1992; Ellis Burks, 1987; Faye Throneberry, 1952; Walt Dropo, 1950; Jim Tabor, 1939; Ted Williams, 1939
MOST, One Month	14, David Ortiz, July 2006; Jackie Jensen, June 1958
MOST CONSECUTIVE GAMES WITH HR	5, Jose Canseco, 8/21-25/1995; George Scott, 6/14-19/1977; Dick Stuart, 6/11-16/1963; Ted Williams, 7/12-16/1957; Jimmie Foxx, 8/13-17/1940
MOST IN TWO CONSECUTIVE GAMES	5++, Mookie Betts, 5/31-6/1/2016; Nomar Garciaparra, 7/21-23 (G1)/2002; Carl Yastrzemski, 5/19-20/1976
MOST INSIDE-THE-PARK, Season	9, Hobe Ferris, 1903
MOST INSIDE-THE-PARK, Career	25, Tris Speaker
MOST LEADOFF, Season	7, Nomar Garciaparra, 1997
MOST LEADOFF, Career	20, Mookie Betts
MOST EXTRA INNINGS, Season	3, Mookie Betts, 2019; David Ortiz, 2014, 2003; Ted Williams, 1946
MOST EXTRA INNINGS, Career	13, Ted Williams
MOST PINCH HIT, Season	5*, Joe Cronin, 1943
MOST PINCH HIT, Career	7, Ted Williams
PINCH HIT, Both Games of DH	++Joe Cronin, 6/17/1943 vs. PHA
YOUNGEST PLAYER TO HIT HR	Jerry Moses, 18 years 289 days, 5/25/1965 vs. MIN (PH)
OLDEST PLAYER TO HIT HR	Carl Yastrzemski, 44 years 19 days, 9/10/1983 at CLE
HR ON FIRST ML PITCH SEEN	Daniel Nava, 6/12/2010 vs. PHI
HR IN FIRST ML PLATE APPEARANCE	Daniel Nava, 6/12/2010 vs. PHI; Eddie Pellagrini, 4/22/1946 vs. WAS; Lefty LeFebvre, 6/10/1938 vs. CWS
MOST MULTI-HR GAMES, Season	10, Jimmie Foxx, 1938
MOST 3+ HR GAMES, Season	2**, Mookie Betts, 2016, 2018; Ted Williams, 1957
MOST MULTI-HR GAMES, Career	49, David Ortiz
MOST LIFETIME	521, Ted Williams
MOST LIFETIME, at Fenway Park	248, Ted Williams
MOST SEASONS, 20 or More	16**, Ted Williams
MOST SEASONS, 30 or More	10, David Ortiz
MOST SEASONS, 40 or More	3, David Ortiz, Manny Ramirez, Carl Yastrzemski
MOST, First Two ML Games (HR each game)	2, Sam Horn, 7/25-26/1987
MOST, Season vs. Opponent	12, Ted Williams vs. CWS, 1949; Jimmie Foxx vs. CLE, 1938
MOST, Season vs. Opponent at Fenway Park	9, Jimmie Foxx vs. CLE, 1938
MOST, Season vs. Opponent on Road	8, Mookie Betts vs. BAL, 2016; Jimmie Foxx vs. STL, 1939
MOST, Season by Opponent	11, Mickey Mantle, 1954 (NYY); Lou Gehrig, 1927 (NYY); Babe Ruth, 1927 (NYY)
MOST, Season by Opponent at Fenway Park	8, Babe Ruth, NYY, 1927
MOST, Season by Opponent vs. Red Sox on Road	7, Hal Trosky, CLE, 1936

+ML record (since 1900) ++tied for ML record *AL record **tied for AL record

Home Run Records, Continued

Club

MOST, Game	8, 9/4/2013 vs. DET; 7/4/1977 vs. TOR
MOST, Game on Road	7, 7/4/2003 at NYY; 7/24/1999 at DET
MOST, Inning	4, 11 times, last 5/20/2009 vs. TOR
MOST, Inning by Opponent	4, 10/1/2012 at NYY (2nd); 8/21/1997 at OAK (3rd); 5/17/1967 vs. BAL (7th)
MOST CONSECUTIVE, Inning	4+, 4/22/2007 vs. NYY (3rd)
MOST WITH 2 OUTS, Inning	4**, 4/22/2007 vs. NYY (3rd); 7/18/1998 at DET (4th)
MOST, Season Opener	5, 4/6/2015 at PHI; 4/12/1965 vs. WAS
MOST, Season Opener, Both Clubs	7**, 4/12/1965 vs. WAS
MOST PLAYERS HOMERING IN GAME	7**, 9/4/2013 vs. DET
MOST PLAYERS HOMERING IN GAME, Both Clubs	9, 9/15/2008 at TB; 5/22/1977 vs. MIL (G1); 5/17/1967 vs. BAL; 5/25/1965 vs. MIN
MOST PLAYERS, 2 or more HR	3+, 7/4/2003 at NYY; 6/8/1950 vs. STL
MOST, To start game	2, 7 times, last 5/31/2016 at BAL (Betts, Pedraia)
MOST SOLO HR, 9-Inning Game	7+, 7/4/1977 vs. TOR
MOST IN EXTRA INNINGS, Game	3, 4/29/1951 at PHA
MOST GRAND SLAMS, Game	2, 10 times, last 5/22/2008 vs. KC (J.D. Drew, Mike Lowell)
MOST PINCH-HIT, Game	2**, 6/7/2003 at MIL (Kevin Millar, Bill Mueller); 9/19/1997 (10 inn.) vs. CWS (Scott Hatteberg, Curtis Pride)
MOST PINCH-HIT, Inning	2+, vs. CWS, 9/19/1997 (Hatteberg, Pride) (9th inn.)
MOST, Season	245, 2019
MOST Season at Home	124, 1977
MOST, Season on Road	127, 2019; 2003
MOST ALLOWED, Season	215, 2019
MOST ALLOWED, Season at Home	97, 2019; 2012; 1966
MOST ALLOWED, Season on Road	118, 2019
MOST LEADOFF, Season	8, 1997
MOST LEADOFF ALLOWED, Season	8, 1999
MOST IN EXTRA INNINGS, Season	9+, 2019
MOST ALLOWED IN EXTRA INNINGS	7, 1987; 1969
MOST GRAND SLAMS, Season	11, 2005
MOST GRAND SLAMS ALLOWED, Season	8, 2005; 2004
MOST INSIDE-THE-PARK, Season	38, 1903
MOST INSIDE-THE-PARK ALLOWED, Season	27, 1906
MOST PINCH-HIT, Season	7, 2013; 1953
MOST HIT BY PITCHERS, Season	8, 1971; 1935
MOST IN ONE MONTH	55, July 2003
MOST ALLOWED IN ONE MONTH	49, June 1966
MOST IN A SEASON, by teammates	92, 2005 (Ortiz-47; Ramirez-45)
MOST GAMES, HR by Teammates, Season	12, 2006 (Ortiz, Ramirez); 2004 (Ortiz, Ramirez)
MOST GAMES, Five or More HR	8, 1977 (161 games)
MOST TIMES, Two or More Consecutive HR in One Game	16, 1977 (161 games)
MOST CONSECUTIVE GAMES, One or More HR	22 (36 HR), 4/29-5/22/2016
MOST IN BACK-TO-BACK GAMES	12, 7/21 at TB-7/23/2002 (G1) at NYY; 6/7-8/1950 vs. STL
FEWEST GAMES TO REACH 100 HR	65, 1977
MOST PLAYERS, at least one HR, Season	24**, 2009
MOST PLAYERS, 40 or More HR, Season	2**, 2005; 2004; 1969
MOST PLAYERS, 30 or More HR, Season	3, 2019; 2016; 1977
MOST PLAYERS, 20 or More HR, Season	6, 2019; 2003
MOST PLAYERS, 10 or More HR, Season	9, 2019; 2003
FEWEST ALLOWED, Season	6*, 1913
FEWEST ALLOWED, Season Since 1946	82, 1949
MOST, Season vs. One Opponent	38, BAL, 2003 (19 games)
MOST, Season vs. One Opponent, Fenway Park	22, NYY, 1977 (7 games)
MOST, Season vs. One Opponent, Road	23, BAL, 2016 (10 games)
MOST, Season by One Opponent	43, NYY, 2012 (18 games)
MOST, Season by One Opponent, Fenway Park	25, CLE, 1954 (13 games)
MOST, Season by One Opponent, Road	24, NYY, 2012 (9 games)

+ML record (since 1900) ++tied for ML record *AL record **tied for AL record

Home Run Records, Continued

Red Sox Home Runs from Both Sides of the Plate

PLAYER	DATE	OPP.	PLAYER	DATE	OPP.
Victor Martinez	5/17/2010	at NYY	Luis Alicea	7/28/1995	at TEX
Jason Varitek	8/16/2005	at DET	Reggie Smith	4/16/1973	vs. DET
Bill Mueller	7/29/2003	at TEX	Reggie Smith	7/2/1972 (G1)	vs. MIL
Bill Mueller	7/4/2003	at NYY	Reggie Smith	8/11/1968 (G2)	at DET
Carl Everett	8/29/2000	at TB	Reggie Smith	8/20/1967 (G1)	vs. CAL
Carl Everett	4/11/2000	vs. MIN			

Most Home Runs in a Single Game

HR	PLAYER	DATE	OPP.	SCORE
3	Mookie Betts	7/26/2019	vs. NYY	10-5
3	Steve Pearce	8/2/2018	vs. NYY	15-7
3	Mookie Betts	5/2/2018	vs. KC	5-4
3	Mookie Betts	4/17/2018	at LAA	10-1
3	Mookie Betts	8/14/2016	vs. ARI	16-2
3	Hanley Ramirez	7/20/2016	vs. SF	11-7
3	Mookie Betts	5/31/2016	at BAL	6-2
3	Will Middlebrooks	4/7/2013	at TOR	13-0
3	Dustin Pedroia	6/24/2010	at COL	13-11 (10)
3	Kevin Millar	7/23/2004	vs. NYY	7-8
3	Bill Mueller	7/29/2003	at TEX	14-7
3	Nomar Garciaparra	7/23/2002	vs. TB	22-4
3	Jason Varitek	5/20/2001	at KC	10-3
3	Trot Nixon*	7/24/1999	at DET	11-4
3	Nomar Garciaparra	5/10/1999	vs. SEA	12-4
3	Mo Vaughn	5/30/1997	vs. NYY	10-4
3	Mo Vaughn	9/24/1996	vs. BAL	13-8
3	John Valentin	6/2/1995	vs. SEA	6-5 (10)
3	Jack Clark	7/31/1991	vs. OAK	11-10 (14)
3	Tom Brunansky	9/29/1990	vs. TOR	7-5
3	Jim Rice	8/29/1983 (G2)	at TOR	8-7
3	Jim Rice	8/29/1977	vs. OAK	7-8
3	Carl Yastrzemski	5/19/1976	at DET	9-2
3	Fred Lynn*	6/18/1975	at DET	15-1
3	Joe Lahoud*	6/11/1969	at MIN	13-5
3	Ken Harrelson	6/14/1968	at CLE	7-2
3	Ted Williams	6/13/1957	at CLE	9-3
3	Ted Williams	5/8/1957	at CWS	4-1
3	Norm Zauchin*	5/27/1955	vs. WAS	16-0
3	Clyde Vollmer	7/26/1951	vs. CWS	13-10
3	Bobby Doerr	6/8/1950	vs. STL	29-4
3	Ted Williams	7/14/1946 (G1)	vs. CLE	11-10
3	Jim Tabor*	7/4/1939 (G2)	at PHA	18-12

* Rookie

Most Home Runs by Opponent in a Single Game

HR	PLAYER	DATE	OPP.	SCORE
3	Aaron Hicks	7/1/2018	at NYY	11-1
3	Mark Teixeira	5/8/2010	vs. NYY	3-14
3	Adam Lind	9/29/2009	vs. TOR	7-8
3	Frank Thomas	9/17/2007	at TOR	1-6
3	Vernon Wells	5/30/2006	at TOR	5-8
3	Roberto Alomar	4/26/1997	at BAL	5-14
3	Frank Thomas	9/15/1996	vs. CWS	9-8
3	Mark McGwire	6/11/1995	vs. OAK	1-8
3	Tim Lincecum	4/18/1994	vs. CWS	1-12
3	Joe Carter	5/28/1987	vs. CLE	12-8
3	Joe Carter	8/29/1986	vs. CLE	3-7
3	Ben Oglivie	5/14/1983	at MIL	7-8 (10)
3	Freddie Patek	6/20/1980	vs. CAL	2-20
3	Bill Freehan	8/9/1971	vs. DET	11-12
3	Boog Powell	8/15/1966	vs. BAL	2-4 (11)
3	Harmon Killebrew	9/21/1963 (G1)	vs. MIN	4-13
3	Don Leppert	4/11/1963	at WAS	0-8
3	Bob Cerv	8/20/1959	at KCA	11-10
3	Bobby Avila	6/20/1951	vs. CLE	8-14
3	Sam Chapman	8/15/1946	at PHA	3-5
3	Mike Higgins	5/20/1940	at DET	7-10
3	Ken Keltner	5/25/1939	vs. CLE	0-11
3	Pinky Higgins	6/27/1935	at PHA	2-14
3	Lou Gehrig	6/23/1927	vs. NYY	4-11

Home Run Records, Continued

Most Home Runs by Position

POSITION	SINGLE SEASON	CAREER
Pitcher	6 - W. Ferrell (1935), E. Wilson (1965), S. Siebert (1971)	17 - Earl Wilson
Catcher	26 - Carlton Fisk (1973, 1977)	190 - Jason Varitek
First Base	50 - Jimmie Foxx (1938)	217 - Mo Vaughn
Second Base	27 - Bobby Doerr (1948, 1950)	221 - Bobby Doerr
Third Base	32 - Rafael Devers (2019)	131 - Frank Malzone
Shortstop	40 - Rico Petrocelli (1969)	177 - Nomar Garciaparra
Left Field	45 - Manny Ramirez (2005)	477 - Ted Williams
Center Field	38 - F. Lynn (1979), T. Armas (1984)	123 - Fred Lynn
Right Field	36 - Tony Conigliaro (1970)	315 - Dwight Evans
Designated Hitter	47 - David Ortiz (2006)	443 - David Ortiz

Most Home Runs in a Single Game

HR	DATE	OPP.	PLAYERS	SCORE
8	9/4/2013	vs. DET	Napoli, Lavarnway, Nava, Middlebrooks, Ortiz (2), Ellsbury, Drew	20-4
8	7/4/1977	vs. TOR	Lynn (2), Scott (2), Carbo, Hobson, Rice, Yastrzemski	9-6
7	7/4/2003	at NYY	Mueller (2), Ortiz (2), Varitek (2), Ramirez	10-3
7	7/23/2002 (G1)	vs. TB	Garciaparra (3), Ramirez (2), Damon, Nixon	22-4
7	7/24/1999	at DET	Nixon (3), Garciaparra (2), Daubach, O'Leary	11-4
7	6/8/1950	vs. STL	Doerr (3), Dropto (2), Williams (2)	29-4

NOTE: Boston has hit 6 homers in a game 23 times, last on 4/17/2018 at LAA.

Most Home Runs in an Inning

HR	DATE	OPP.	INN.	PLAYERS
4	5/20/2009	vs. TOR	5	Varitek, Ortiz, Bay, Lowell
4	4/22/2007	vs. NYY	3	Ramirez, Drew, Lowell, Varitek*
4	7/23/2002 (G1)	vs. TB	3	Damon, Garciaparra, Ramirez, Garciaparra
4	7/3/2000	at MIN	4	Everett, O'Leary, Varitek, Burkhardt
4	7/18/1998	at DET	4	Sadler, Lewis, Garciaparra, Vaughn
4	5/31/1980	vs. MIL	4	Stapleton, Perez, Fisk, Hobson
4	7/4/1977	vs. TOR	8	Lynn, Rice, Yastrzemski, Scott
4	6/17/1977	vs. NYY	1	Burleson, Lynn, Fisk, Scott
4	8/26/1957	at KCA	7	Zauchin, Lepcio, Piersall, Malzone
4	5/22/1957	vs. CLE	6	Mauch, Williams, Gernert, Malzone
4	9/24/1940 (G1)	at PHA	6	Williams, Foxx, Cronin, Tabor

*Tied a ML record with 4 consecutive home runs in an inning

Career Grand Slam Leaders

Rank/Player	GS	Rank/Player	GS	Rank/Player	GS
1. T. Williams	17	Yastrzemski	7	Wertz	5
2. Ortiz	10	12. Burks	6	22. Betts	4
3. Petrocelli	9	Tabor	6	Brunansky	4
4. Doerr	8	14. Bogaerts	5	Cronin	4
Nixon	8	T. Conigliaro	5	Lowell	4
Rice	8	DiMaggio	5	Pedroia	4
7. Foxx	7	Evans	5	Ruth	4
Jensen	7	Foy	5	Stuart	4
Ramirez	7	Garciaparra	5		
Vaughn	7	V. Stephens	5		

NOTE: The Red Sox have hit a total of 394 grand slams, including 228 at Fenway Park and 3 at the Huntington Avenue Grounds.

Single-Season Grand Slam Leaders

Rank/Player	GS	Year	Rank/Player	GS	Year	Rank/Player	GS	Year
1. Ruth	4	1919	Petrocelli	3	1972	Foxx	3	1940
2. Bogaerts	3	2018	Yastrzemski	3	1969	Foxx	3	1938
Napoli	3	2013	Stuart	3	1964	13. 51 players	2	
Ramirez	3	2005	Wertz	3	1960			
Vaughn	3	1995	T. Williams	3	1955			

NOTE: The Red Sox record for club grand slams in a season is 11 set in 2005. Boston's next-highest total is 10 grand slams in 2018.

Pitchers With Grand Slams

PITCHER	DATE	OPP.	SCORE	DECISION
Ellis Kinder	8/6/1950	at CWS	9-2 (G1)	Won
Wes Ferrell	8/12/1936	vs. PHA	6-4 (G1)	Won
Lefty Grove	7/27/1935	at PHA	6-7 (G1)	Lost
Babe Ruth	5/20/1919	at STL	6-4	Won

Home Run Records, Continued

Most Grand Slams in a Game

GRAND SLAMS	DATE	OPP.	PLAYERS
2	5/22/2008	vs. KC	Drew, Lowell
2	7/29/2003	at TEX	Mueller (2)
2	5/10/1999	vs. SEA	Garcia-parra (2)
2	5/2/1995	at NYY	Valentin, Vaughn
2	6/10/1987	at BAL	Burks, Barrett
2	8/7/1984 (G1)	vs. DET	Armas, Buckner
2	5/10/1960	vs. CWS	Wertz, Repulski
2	7/27/1946	at STL	York (2)
2	7/4/1939 (G2)	at PHA	Tabor (2)
2	5/13/1934	vs. CWS	Walters, Morgan

NOTE: The Red Sox own the major league record for most multi-slam games with 10.

Career Leadoff Home Run Leaders

Rank/Player	HR	Rank/Player	HR	Rank/Player	HR
1. Betts.....	20	Hooper.....	7	R. Smith.....	4
2. Ellsbury.....	10	9. Burks.....	6	Youkilis.....	4
3. DiMaggio.....	9	Damon.....	6	17. Lake.....	3
T. Harper.....	9	11. Burleson.....	5	Mantilla.....	3
5. M. Andrews.....	8	12. Boggs.....	4	Pedroia.....	3
6. D. Evans.....	7	Bragg.....	4	Piersall.....	3
Garcia-parra.....	7	Carbo.....	4		

Single-Season Leadoff Home Run Leaders

Rank/Player	HR	Year	Rank/Player	HR	Year	Rank/Player	HR	Year
1. Garcia-parra.....	7	1997	Youkilis.....	4	2006	13. Betts.....	3	2017
2. Betts.....	6	2016	Burks.....	4	1987	6 others tied with 3		
3. Betts.....	5	2018	Carbo.....	4	1975			
Evans.....	5	1985	Harper.....	4	1973			
5. Betts.....	4	2019	Harper.....	4	1972			
Ellsbury.....	4	2011	Andrews.....	4	1970			

NOTE: The Red Sox club record for most leadoff home runs in a season is 8 in 1997.

Career Pinch-Hit Home Run Leaders

Rank/Player	HR	Rank/Player	HR	Rank/Player	HR
1. T. Williams.....	7	Gedman.....	3	Spence.....	3
2. Gomes.....	6	Hatteberg.....	3	B. Stanley.....	3
3. Cronin.....	5	Holt.....	3	Varitek.....	3
4. Wilber.....	4	C. Maxwell.....	3	Vollmer.....	3
5. Carbo.....	3	Ortiz.....	3	15. 23 players.....	2

Single-Season Pinch-Hit Home Run Leaders

Rank/Player	HR	Year	Rank/Player	HR	Year	Rank/Player	HR	Year
1. Cronin.....	5	1943	Carp.....	2	2013	Ch. Schilling.....	2	1965
2. Gomes.....	4	2013	Hatteberg.....	2	2000	Tillman.....	2	1962
Wilber.....	4	1953	Cummings.....	2	1998	Repulski.....	2	1960
4. Carbo.....	3	1977	B. Stanley.....	2	1997	T. Williams.....	2	1953
T. Williams.....	3	1957	Gedman.....	2	1984	Vollmer.....	2	1950
C. Maxwell.....	3	1951	T. Perez.....	2	1982	Spence.....	2	1940
7. Holt.....	2	2018	Kosco.....	2	1972	Reynolds.....	2	1934
Gomes.....	2	2014	Peters.....	2	1971	Jolley.....	2	1933

NOTE: The Red Sox club record for most pinch-hit home runs in a season is 7 in 1953 and 2013.

Pinch-Hit Grand Slams

PLAYER	DATE	OPP.	PITCHER	INN.	SCORE
Mike Carp	9/11/2013	at TB	Roberto Hernandez	10	7-3
Kevin Millar	6/7/2003	at MIL	Jayson Durocher	7	11-10
Shea Hillenbrand	5/4/2002	at TB	Victor Zambrano	9	7-5
Rich Gedman	8/10/1986	at DET	Willie Hernandez	8	8-6
Vic Wertz	8/25/1960	vs. CLE	Don Newcombe	4	10-6
Rip Repulski	5/10/1960	vs. CWS	Don Ferrarese	8	9-7
Vic Wertz	8/14/1959	at NYY	Ryne Duren	8	11-6
Charlie Maxwell	8/2/1951 (G2)	vs. STL	Satchel Paige	7	11-6
Clyde Vollmer	8/27/1950	vs. CLE	Al Benton	7	11-9

Home Run Records, Continued

Career Inside-The-Park Home Run Leaders

Rank/Player	HR	Rank/Player	HR	Rank/Player	HR
1. Speaker.....	25	6. L. Gardner.....	14	He. Wagner.....	8
2. H. Ferris.....	24	Parent.....	14	12. Criger.....	6
3. J. Collins.....	21	8. Hooper.....	11	13. C. Young.....	5
Freeman.....	21	Du. Lewis.....	11	14. 5 players.....	4
5. C. Stahl.....	16	10. J. Stahl.....	8		

Single-Season Inside-The-Park Home Run Leaders

Rank/Player	HR	Year	Rank/Player	HR	Year	Rank/Player	HR	Year
1. H. Ferris.....	9	1903	Freeman.....	6	1901	H. Ferris.....	5	1902
2. Speaker.....	8	1912	C. Stahl.....	6	1901	Freeman.....	5	1902
3. Freeman.....	7	1903	7. Parent.....	5	1904	11. 13 players.....	4	
4. Speaker.....	6	1909	J. Collins.....	5	1902			

NOTE: The Red Sox club record for most inside-the-park home runs in a season is 38 in 1903.

Most Recent Inside-The-Park Home Runs by Red Sox

PLAYER	DATE	OPP.	PITCHER	INN.	ON BASE
Eduardo Núñez	3/29/2018	at TB	Chris Archer	2	1
Blake Swihart	8/28/2015	at NYM	Carlos Torres	10	0
Jacoby Ellsbury	9/19/2011 (G2)	vs. BAL	Jeremy Accardo	7	0
Kevin Youkilis	5/28/2007	vs. CLE	Roberto Hernandez	7	0
Trot Nixon	7/15/2005	vs. NYY	Darrell May	2	2
Pokey Reese	5/8/2004	vs. KC	Jimmy Gobble	5	0
Kevin Millar	8/26/2003	vs. TOR	Aquilino Lopez	9	0
Darren Lewis	7/28/1998	at OAK	T. J. Mathews	6	2
Nomar Garciaparra	7/26/1998	vs. TOR	Pat Hentgen	7	2
Luis Rivera	6/21/1991	vs. OAK	Mike Moore	6	0

NOTE: **Rafael Devers** hit the most recent inside-the-park home run by a Red Sox player in the postseason (2017 ALDS Game 4 vs. HOU, Oct. 9).

Most Recent Inside-The-Park Home Runs by Opponents

PLAYER	DATE	OPP.	PITCHER	INN.	ON BASE
Denard Span	4/28/2018	vs. TB	David Price	2	1
Kevin Kiermaier	5/31/2014	vs. TB	Alex Wilson	8	0
Robert Andino	9/26/2011	at BAL	Josh Beckett	6	2
Adrián Beltré	7/23/2006	at SEA	Mike Timlin	8	0
David Newhan	7/21/2004	vs. BAL	Pedro Martinez	7	1
Carlos Beltrán	4/29/2003	vs. KC	Tim Wakefield	3	0
Junior Spivey	6/9/2002	vs. ARI	Chris Haney	7	0
Roberto Alomar	6/18/1993	at TOR	Tony Fossas	8	0
Gene Larkin	5/26/1990	at MIN	Mike Boddicker	6	0
Junior Felix	6/2/1989	vs. TOR	Bob Stanley	9	3
Don Baylor	6/4/1984	at NYY	Bob Ojeda	1	1

Inside-The-Park Grand Slams

PLAYER	DATE	OPP.	PITCHER	INN.	SCORE
Mike Greenwell	9/1/1990	vs. NYY	Greg Cadaret	5	15-1
Gary Geiger	8/8/1961	vs. MIN	Camilo Pascual	3	5-6
Don Lenhardt	4/19/1952 (G1)	vs. PHA	Dick Fowler	4	11-2
Jim Tabor	7/4/1939 (G2)	at PHA	Lynn Nelson	6	18-12
Shano Collins	8/18/1921 (G1)	at DET	Red Oldham	1	6-5 (11)
Duffy Lewis	10/3/1912	at PHA	Boardwalk Brown	5	17-5
Duffy Lewis	5/13/1911	at DET	Ed Willett	9	13-11
Freddy Parent	7/8/1904	at NYY	Jack Powell	2	12-3
Hobe Ferris	6/5/1903	vs. CWS	Roy Patterson	5	10-8
Jimmy Collins	7/25/1902	vs. STL	Jack Harper	4	6-3

Career Extra-Inning Home Run Leaders

Rank/Player	HR	Rank/Player	HR	Rank/Player	HR
1. T. Williams.....	13	Doerr.....	5	Napoli.....	3
2. D. Ortiz.....	11	Gernert.....	5	Petrocelli.....	3
3. Jensen.....	8	V. Stephens.....	5	Stuart.....	3
Rice.....	8	12. Varitek.....	4	Tabor.....	3
Yastrzemski.....	8	13. T. Conigliaro.....	3	Tillman.....	3
6. D. Evans.....	7	Garciaparra.....	3	Vollmer.....	3
7. Foxx.....	6	Lepcio.....	3	Youkilis.....	3
8. Betts.....	5	Malzone.....	3		

Home Run Records, Continued

Single-Season Extra-Inning Home Run Leaders

Rank/Player	HR	Year	Rank/Player	HR	Year	Rank/Player	HR	Year
1. Betts	3	2019	Armas	2	1984	Jensen	2	1959
Ortiz	3	2014	Yastrzemski	2	1975	Gernert	2	1958
Ortiz	3	2003	Montgomery	2	1973	T. Williams	2	1958
T. Williams	3	1946	Petrocelli	2	1969	Gernert	2	1952
5. Napoli	2	2014	Foy	2	1966	Vollmer	2	1951
Youkilis	2	2008	Horton	2	1965	T. Williams	2	1951
Ortiz	2	2005	Stuart	2	1963	Stephens	2	1949
Evans	2	1990	Tillman	2	1962	Tabor	2	1943
Evans	2	1985	Jensen	2	1961	Foxx	2	1941
Greenwell	2	1985	Buddin	2	1959	Foxx	2	1940

NOTE: The Red Sox club record for most extra-inning home runs in a season is 9 in 2019. They hit 8 in 1951 and 1959.

Extra-Inning Grand Slams

PLAYER	DATE	OPP.	PITCHER	INN.	SCORE
Xander Bogaerts	7/14/2018	vs. TOR	Chris Rowley	10	6-2
Mike Carp	9/11/2013	at TB	Roberto Hernandez	10	7-3
Dwight Evans	5/19/1989	at OAK	Dennis Eckersley	10	7-4
Jim Rice	7/4/1984	vs. OAK	Gorman Heimueller	10	13-9
Bob Montgomery	7/8/1973	at CWS	Steve Kealey	10	11-2
George Smith	7/10/1966	vs. CWS	Juan Pizarro	10	10-6
Dick Stuart	4/28/1964	vs. BAL	Dick Hall	11	6-4
Carroll Hardy	4/11/1962	vs. CLE	Ron Taylor	12	4-0
Don Buddin	7/11/1959	vs. NYY	Bob Turley	10	8-4
Don Lenhardt	6/2/1952	vs. CWS	Ken Holcombe	10	6-2
Clyde Vollmer	7/28/1951	vs. CLE	Bob Feller	16	8-4
Vern Stephens	8/13/1949	vs. WAS	Joe Haynes	12	5-1
Leon Culberson	5/7/1946	vs. STL	Tex Shirley	14	10-6

Career Game-Ending Home Run Leaders

Rank/Player	HR	Rank/Player	HR	Rank/Player	HR
1. D. Ortiz	10	Garciparra	3	O'Leary	2
2. Foxx	8	S. White	3	Petrocelli	2
3. Doerr	6	T. Williams	3	Piersall	2
Jensen	6	13. Boggs	2	H. Ramirez	2
5. Rice	5	Fisk	2	Romine	2
V. Stephens	5	Geiger	2	Tabor	2
7. D. Evans	4	Gomes	2	Varitek	2
Yastrzemski	4	Malzone	2	Vaughn	2
9. W. Ferrell	3	Napoli	2	Youkilis	2

Single-Season Game-Ending Home Run Leaders

Rank/Player	HR	Year	Rank/Player	HR	Year	Rank/Player	HR	Year
1. Foxx	4	1940	Ortiz	2	2005	Foxx	2	1938
2. Ortiz	3	2006	Garciparra	2	1998	W. Ferrell	2	1935
3. Gomes	2	2013	V. Stephens	2	1948	S. White	2	1952

NOTE: The Red Sox club record for most game-ending home runs in a season is 6 in 1959.

Game-Ending Grand Slams

PLAYER	DATE	OPP.	PITCHER	INN.	SCORE
Xander Bogaerts	7/14/2018	vs. TOR	Chris Rowley	10	6-2
Rico Brogna	8/14/2000	vs. TB	Billy Taylor	9	7-3
Nomar Garciparra	9/2/1998	vs. SEA	Bobby Ayala	9	7-3
Mo Vaughn	4/10/1998	vs. SEA	Paul Spoljaric	9	9-7
Bob Zupcic	6/30/1992	vs. DET	Mike Henneman	9	8-5
Jim Rice	7/4/1984	vs. OAK	Gorman Heimueller	10	13-9
Ken Harrelson	6/13/1968 (G2)	vs. CAL	Andy Messersmith	9	5-1
George Smith	7/10/1966 (G2)	vs. CWS	Juan Pizarro	10	10-6
Dick Stuart	4/28/1964	vs. BAL	Dick Hall	11	6-4
Carroll Hardy	4/11/1962	vs. CLE	Ron Taylor	12	4-0
Don Buddin	7/11/1959	vs. NYY	Bob Turley	10	8-4
Mickey Owen	7/19/1954 (G1)	vs. BAL	Mike Blyzka	9	9-7
Sammy White	6/11/1952	vs. STL	Satchel Paige	9	11-9
Don Lenhardt	6/2/1952	vs. CWS	Ken Holcombe	10	6-2
Clyde Vollmer	7/28/1951	vs. CLE	Bob Feller	16	8-4
Vern Stephens	8/24/1950	vs. STL	Ned Garver	9	6-2
Vern Stephens	8/13/1949	vs. WAS	Joe Haynes	12	5-1
Jake Jones	6/15/1947 (G2)	vs. CWS	Orval Grove	9	8-4
Leon Culberson	5/7/1946	vs. STL	Tex Shirley	14	10-6
Jimmie Foxx	8/23/1938 (G2)	vs. CLE	Willis Hudlin	9	14-12

Home Run Records, Continued

Red Sox Career Home Run Leaders at Fenway Park

Rank/Player	Fenway HR	Rank/Player	Fenway HR
1. Ted Williams.....	248	14. Nomar Garciaparra.....	86
2. Carl Yastrzemski.....	237	Jackie Jensen.....	86
3. David Ortiz.....	221	16. Jason Varitek.....	85
4. Jim Rice.....	208	17. Reggie Smith.....	76
5. Dwight Evans.....	199	18. Joe Cronin.....	74
6. Bobby Doerr.....	145	19. Dustin Pedroia	73
7. Manny Ramirez.....	136	20. Vern Stephens.....	70
8. Rico Petrocelli.....	134	21. Fred Lynn.....	69
9. Jimmie Foxx.....	126	22. Frank Malzone.....	68
10. Mo Vaughn.....	118	23. Dick Gernert.....	66
11. Carlton Fisk.....	90	24. Mookie Betts.....	65
George Scott.....	90	Kevin Youkilis.....	65
13. Tony Conigliaro.....	87		

Longest Known Home Runs at Fenway Park

On June 19, 1977, Carl Yastrzemski hit the longest known home run to the right of the bleachers, an 8th-inning bomb off Yankees RHP Dick Tidrow. It reached approximately 460 feet before striking the facing of the right-field roof about 20 feet to the right of where the retired No. 42 now appears. It is the only ball to reach the right-field roof façade.

On September 21, 1956, Mickey Mantle of the Yankees, batting left-handed, hit the longest known homer to straight-away center field off RHP Frank Sullivan. It carried approximately 480 feet before it struck one foot below the top of the brick barrier located behind Section 36.

On June 9, 1946, Ted Williams hit a 502-foot home run to right off Detroit RHP Fred Hutchinson. The ball landed on top of the straw hat of Joseph A. Boucher, 56, a construction engineer from Albany, NY who was sitting in Section 42, Row 37, Seat 21. "The sun was right in our eyes," he said. "All we could do was duck. I'm glad I didn't stand up. They say it bounced a dozen rows higher, but after it hit my head, I was no longer interested." At that time the bleachers were benches and not individual seats.

Six home runs were hit over the old center field wall to the right of the flag pole (see list below). The elevation over the old brick wall was installed prior to the 1976 season and was removed prior to the 2003 season. No one hit a home run over that elevation that was in place from 1976-2002.

DATE	PLAYER, TEAM	PITCHER, TEAM	INNING
7/18/1975	Jim Rice, BOS	Steve Busby, KC	3rd
9/29/1973	Bobby Mitchell, MIL	Rogelio Moret, BOS	3rd
5/16/1970	Carl Yastrzemski, BOS	Dennis Higgins, CLE	8th
4/20/1957	Bill Skowron, NYY	Bob Porterfield, BOS	7th
8/12/1937 (G1)	Jimmie Foxx, BOS	Kemp Wicker, NYY	8th
5/22/1937	Hank Greenberg, DET	Wes Ferrell, BOS	5th

Major League Ballparks with the Most Regular Season Home Runs

RANK	BALLPARK	TEAM	HR	YEARS
1.	Wrigley Field	Cubs	13,449	1914-present
2.	Fenway Park	Red Sox	12,567	1912-present
3.	Yankee Stadium	Yankees	11,270	1923-2008
4.	Tiger Stadium	Tigers	11,111	1912-2000

NOTE: The Red Sox have hit 6,678 home runs in Fenway Park. Kevin Millar hit No. 10,000 in Fenway Park history on 8/9/2003 vs. Baltimore.

Home Runs in First Red Sox Plate Appearance

PLAYER	DATE	OPP.	PITCHER	INN.	ON BASE	SCORE
Daniel Nava*	6/12/2010	vs. PHI	Joe Blanton	2	3	10-2
Darnell McDonald (PH)	4/20/2010	vs. TEX	Darren Oliver	8	1	4-6
Orlando Cabrera	8/1/2004	at MIN	Johan Santana	1	0	3-4
Curtis Pride (PH)	9/19/1997	vs. CWS	Keith Foulke	9	0	4-5
Rob Deer	8/22/1993	vs. CLE	Derek Lilliquist	2	0	2-3
John Kennedy (PH)**	7/5/1970	vs. CLE	Rick Austin	5	0	8-4
Ken Harrelson	8/29/1967 (G2)	at NYY	Bill Monbouquette	2	0	3-4 (20)
Rip Repulski	5/10/1960	vs. CWS	Don Ferrarese	8	3	9-7
Vern Stephens	4/19/1948 (G1)	vs. PHA	Phil Marchildon	2	0	4-5 (11)
Eddie Pellagrini*	4/22/1946	vs. WAS	Sid Hudson	7	0	5-4
Lefty LeFebvre*	6/10/1938	vs. CWS	Mike Kreevich	8	1	2-15

* First ML plate appearance ** Inside-the-park

NOTE: Bob Tillman hit a solo homer in his 1st career AB (BB in 1st 2 PA) off Ted Bowsfield in the 4th inning on 5/19/1962 vs. the Angels.

Home Run Records, Continued

Inside-The-Park and Conventional Home Runs in Same Game

PLAYER	DATE	INN. INSIDE	INN. CONV.	OPP.
Pokey Reese	5/8/2004	5	6	vs. KC
Tony Armas	9/24/1983	8	1	at DET
Carl Yastrzemski	4/10/1968	9	7	at DET
Dick Stuart	8/19/1963	2	9	vs. CLE
Jim Tabor	7/4/1939 (G2)	6	3	vs. PHA
Bill Regan	6/16/1928	4	4	vs. CWS
Buck Freeman	7/17/1901	9	6	vs. CLE

Team Home and Road Home Run Highs

Home				Road			
Rank/Year	HR	Rank/Year	HR	Rank/Year	HR	Rank/Year	HR
1. 1977.....	124	7. 2004.....	111	1. 2019.....	127	7. 2006.....	109
2. 1996.....	121	2003.....	111	2003.....	127	8. 2005.....	107
1979.....	121	9. 1969.....	105	3. 2010.....	113	9. 2018.....	106
4. 2019.....	118	10. 2018.....	102	4. 2011.....	112	2016.....	106
5. 1970.....	117	2016.....	102	1998.....	112	11. 1995.....	105
6. 2009.....	114	12. 3 seasons.....	100	6. 2004.....	111	12. 2001.....	101
						2000.....	101

Most At-Bats Without a Home Run in a Season

Rank/Player	AB	YEAR	AVG.	RBI	POSITION
1. Doc Cramer	658	1938	.301	71	CF
2. Tom Oliver	646	1930	.293	46	CF
3. Doc Cramer	643	1936	.292	41	CF
4. Johnny Pesky	638	1947	.324	39	SS
5. Jerry Remy	636	1982	.280	47	2B
6. Bill Wambsgans	632	1924	.275	49	2B
7. Freddy Parent	602	1905	.234	33	SS
8. Billy Goodman	599	1955	.294	52	2B
9. Jerry Remy	592	1983	.275	43	2B
10. Doc Cramer	589	1939	.311	56	CF

Top Pairs of Major League Teammates Homering in Same Game

NO.	PLAYERS	HR	NO.	PLAYERS	HR
1.	Hank Aaron/Eddie Mathews	75	10.	Yogi Berra/Mickey Mantle	55
2.	Lou Gehrig/Babe Ruth	73	11.	Jay Buhner/Ken Griffey Jr.	53
3.	Willie Mays/Willie McCovey	68	12.	Jim Edmonds/Albert Pujols	52
4.	Gil Hodges/Duke Snider	67	13.	Ryan Howard/Chase Utley	51
5.	Ron Santo/Billy Williams	64	14.	Orlando Cepeda/Willie Mays	50
6.	Bob Allison/Harmon Killebrew	61	15.	David Ortiz/Manny Ramirez	48
7.	Andruw Jones/Chipper Jones	59		Manny Ramirez/Jim Thome	48
8.	Dwight Evans/Jim Rice	56			
9.	Joe Adcock/Eddie Mathews	56			

Top Pairs of Red Sox Teammates Homering in Same Game

NO.	PLAYERS	HR	NO.	PLAYERS	HR
1.	Dwight Evans/Jim Rice.....	56		Jackie Jensen/Ted Williams.....	25
2.	David Ortiz/Manny Ramirez.....	48	16.	Carlton Fisk/Jim Rice.....	24
3.	Bobby Doerr/Ted Williams.....	38		Jimmie Foxx/Ted Williams.....	24
4.	Tony Conigliaro/Carl Yastrzemski.....	29		Joe Cronin/Jimmie Foxx.....	24
5.	Trot Nixon/Manny Ramirez.....	28	19.	Fred Lynn/Jim Rice.....	22
	Rico Petrocelli/Carl Yastrzemski.....	28		Fred Lynn/Carl Yastrzemski.....	22
7.	David Ortiz/Jason Varitek.....	27	21.	Dwight Evans/Carl Yastrzemski.....	21
	Jim Rice/Carl Yastrzemski.....	27		Carlton Fisk/Carl Yastrzemski.....	21
	George Scott/Carl Yastrzemski.....	27		Vern Stephens/Ted Williams.....	21
10.	Reggie Smith/Carl Yastrzemski.....	26	24.	Butch Hobson/Jim Rice.....	20
	David Ortiz/Dustin Pedroia.....	26		Rico Petrocelli/Reggie Smith.....	20
12.	David Ortiz/Kevin Youkilis.....	25			
	Manny Ramirez/Jason Varitek.....	25			
	John Valentin/Mo Vaughn.....	25			

Home Run Records, Continued

Career Multi-Homer Game Leaders

Rank/Player	G	Rank/Player	G	Rank/Player	G
1. D. Ortiz	49	10. Betts	16	Varitek	11
2. T. Williams	37	11. Doerr	14	20. Armas	10
3. Rice	35	12. V. Stephens	13	21. T. Conigliaro	9
4. M. Ramirez	28	13. Lynn	12	Petrocelli	9
5. Yastrzemski	27	Malzone	12	Youkilis	9
6. Foxx	23	G. Scott	12	24. Jensen	8
7. D. Evans	22	R. Smith	12	J.D. Martinez	8
Vaughn	22	17. Fisk	11	Stuart	8
9. Garciaparra	17	Valentin	11		

Single-Season Multi-Homer Game Leaders

Rank/Player	G	Year	Rank/Player	G	Year	Rank/Player	G	Year
1. Foxx	10	1938	Ortiz	6	2003	J.D. Martinez	5	2019
2. Ortiz	9	2005	Vaughn	6	1996	Ramirez	5	2001
3. Ramirez	7	2002	Armas	6	1983	Garciaparra	5	1999
Rice	7	1977	Rice	6	1983	Rice	5	1979
5. Ortiz	6	2014	11. Betts	5	2016	Fisk	5	1977
Ortiz	6	2006	Bogaerts	5	2019	Yastrzemski	5	1967

Rookie Home Run Leaders

Rank/Player	HR	Year	Rank/Player	HR	Year	Rank/Player	HR	Year
1. Dropo	34	1950	9. Daubach	21	1999	17. Pagliaroni	16	1961
2. T. Williams	31	1939	Lynn	21	1975	J. Jones	16	1947
3. Garciaparra	30	1997	11. Burks	20	1987	19. Middlebrooks	15	2012
4. G. Scott	27	1966	Benintendi	20	2017	T. Nixon	15	1999
Zachin	27	1955	13. Greenwell	19	1987	R. Smith	15	1967
6. T. Conigliaro	24	1964	Gernert	19	1952	Foy	15	1966
7. Rice	22	1975	15. Chavis	18	2019	Malzone	15	1957
Fisk	22	1972	B. Conigliaro	18	1970			

Most Home Runs at Home in a Single Season

Rank/Player	HR	Year	Rank/Player	HR	Year	Rank/Player	HR	Year
1. Foxx	35	1938	9. Stuart	25	1963	Petrocelli	22	1969
2. Lynn	28	1979	10. Dropo	24	1950	18. Ramirez	21	2001
Rice	28	1978	11. Ramirez	23	2004	Armas	21	1984
4. Vaughn	27	1996	T. Conigliaro	23	1965	Yastrzemski	21	1969
Rice	27	1979	T. Williams	23	1949	V. Stephens	21	1949
Rice	27	1977	14. Ortiz	22	2006	Foxx	21	1936
Yastrzemski	27	1967	Ramirez	22	2005	23. 3 players (4 times)	20	
8. J.D. Martinez	26	2018	Yastrzemski	22	1970			

Most Home Runs on The Road in a Single Season

Rank/Player	HR	Year	Rank/Player	HR	Year	Rank/Player	HR	Year
1. Ortiz	32	2006	Baylor	22	1986	T. Williams	20	1942
2. Ortiz	27	2005	Armas	22	1984	Foxx	20	1936
3. T. Williams	26	1957	12. Bay	21	2009	Ruth	20	1919
4. Ortiz	24	2014	Vaughn	21	1998	22. 7 players (8 times)	19	
Ortiz	24	2004	15. Ramirez	20	2004			
Vaughn	24	1995	Ramirez	20	2001			
7. Ramirez	23	2005	Evans	20	1987			
Rice	23	1983	T. Williams	20	1949			
9. Ortiz	22	2015	T. Williams	20	1946			

NOTE: Tony Armas (1984), Jimmie Foxx (1936), David Ortiz (2005-06), Manny Ramirez (2001, 2004-05) and Ted Williams (1949) are the only Red Sox ever with at least 20 homers in a season at home and on the road. Ortiz tied Babe Ruth's (1927) AL record with 32 road home runs in 2006.

Red Sox Monthly Home Run Records

MONTH	HR	NAME	YEAR	TOTAL
April	10	Hanley Ramirez	2015	19
	10	David Ortiz	2006	54
May	13	Jim Rice	1978	46
	13	J.D. Martinez	2018	43
June	14	Jackie Jensen	1958	35
July	14	David Ortiz	2006	54
August	13	Dwight Evans	1987	34
	13	Jimmie Foxx	1940	36
September	11	David Ortiz	2005	47
Sept.-Oct.	12	Manny Ramirez (9 in Sept., 3 in Oct.)	2005	45
	12	Jimmie Foxx (10 in Sept., 2 in Oct.)	1938	50

Individual Pitching Records

Single Season

MOST BASES ON BALLS, left-handed	134, Mel Parnell, 1949
MOST BASES ON BALLS, right-handed	121, Mike Torrez, 1979; Don Schwall, 1962
LOWEST OPPONENTS BATTING AVERAGE	.167*, Pedro Martinez, 2000
LOWEST EARNED RUN AVERAGE, left-handed	0.96+, Dutch Leonard (224.2 IP), 1914
LOWEST EARNED RUN AVERAGE, right-handed	1.26, Cy Young (299.0 IP), 1908
MOST EARNED RUNS	140, Wes Ferrell, 1936
MOST GAMES, left-handed	74, Rob Murphy, 1989
MOST GAMES, right-handed	81, Mike Timlin, 2005
MOST COMPLETE GAMES	41, Cy Young, 1902
MOST GAMES FINISHED	69, Tom Gordon, 1998
MOST HITS	350, Cy Young, 1902
MOST CONSECUTIVE BATTERS RETIRED	37, Koji Uehara, 2013
MOST CONSECUTIVE BATTERS RETIRED, without a hit	76+, Cy Young, 1904
MOST HIT BATSMEN	20, Bronson Arroyo, 2004; Howard Ehmke, 1923
MOST HOME RUNS, left-handed	35, Bruce Hurst, 1987
MOST HOME RUNS, right-handed	38, Rick Porcello, 2017; Tim Wakefield, 1996
MOST HOME RUNS, bases loaded	3, Clay Buchholz, 2016; Ramon Martinez, 2000
MOST HOME RUNS, leadoff	5, Pedro Martinez, 2004
MOST INNINGS, left-handed	326.1, Babe Ruth, 1917
MOST INNINGS, right-handed	384.2, Cy Young, 1902
MOST INNINGS, as reliever	168.1*, Bob Stanley, 1982
MOST CONSECUTIVE INNINGS, hitless	24.0+, Cy Young, 1904
MOST CONSECUTIVE INNINGS, scoreless	45.2, Cy Young, 1904
MOST CONSECUTIVE GAMES, scoreless	27, Koji Uehara, 2013
MOST LOSSES, left-handed	18, Hal Wiltse, 1927
MOST LOSSES, right-handed	25, Red Ruffing, 1928
MOST CONSECUTIVE LOSSES	14, Joe Harris, 1906
LOWEST OPPONENTS ON-BASE PERCENTAGE	.213+, Pedro Martinez, 2000
LOWEST WALKS AND HITS PER INNING PITCHED	0.74+, Pedro Martinez, 2000
MOST RUNS	172, Ted Lewis, 1901
MOST SAVES, left-handed	24, Tom Burgmeier, 1980
MOST SAVES, right-handed	46, Tom Gordon, 1998
MOST SAVES, one month	12, Bob Stanley, Aug. 1980
MOST CONSECUTIVE SAVES	43, Tom Gordon, 1998
MOST CONSECUTIVE SAVES, any season	54, Tom Gordon, 4/19/1998-5/31/1999
MOST CONSECUTIVE SAVES, to start season	20, Jonathan Papelbon, 2006
MOST CONSECUTIVE SEASONS, 30 or more saves	6, Jonathan Papelbon, 2006-11
MOST SHUTOUT WINS, left-handed	9**, Babe Ruth, 1916
MOST SHUTOUT WINS, right-handed	10, Joe Wood, 1912; Cy Young, 1904
MOST SHUTOUT WINS, by score of 1-0	5**, Joe Bush, 1918
MOST SHUTOUT LOSSES	8, Joe Harris, 1906
MOST STARTS, left-handed	41, Babe Ruth, 1916
MOST STARTS, right-handed	43, Cy Young, 1902
MOST STRIKEOUTS, left-handed	308, Chris Sale, 2017
MOST STRIKEOUTS, right-handed	313, Pedro Martinez, 1999
MOST STRIKEOUTS, per 9.0 innings	13.2, Pedro Martinez, 1999
MOST GAMES, 10 or more strikeouts	19, Pedro Martinez, 1999
MOST CONSECUTIVE GAMES, 10 or more strikeouts	8, Chris Sale, 2017; Pedro Martinez, 1999
MOST WILD PITCHES	21, Earl Wilson, 1963
HIGHEST WINNING PERCENTAGE	.882, Bob Stanley (15-2), 1978
MOST WINS, left-handed	25, Mel Parnell, 1949
MOST WINS, right-handed	34, Joe Wood, 1912
MOST WINS, as reliever	16, Dick Radatz, 1964
MOST WINS, at home	19, Cy Young, 1901
MOST WINS, at Fenway Park	18, Joe Wood, 1912
MOST WINS, on road	16, Joe Wood, 1912
MOST CONSECUTIVE WINS	16**, Joe Wood, 1912
MOST CONSECUTIVE WINS, at home	13, Rick Porcello, 2016; Dave Ferriss, 1946; Tex Hughson, 1944
MOST CONSECUTIVE WINS, on road	11, Dutch Leonard, 1914
MOST CONSECUTIVE WINS, to start season	14, Roger Clemens, 1986

+ML record (since 1900) ++tied for ML record *AL record **tied for AL record

Individual Pitching Records, Continued

Single Season Rookie

MOST BASES ON BALLS.....	110, Don Schwall, 1961
LOWEST EARNED RUN AVERAGE.....	2.39, Dutch Leonard, 1913
MOST GAMES.....	70, Marcus Walden , 2019
MOST COMPLETE GAMES.....	26, Dave Ferriss, 1945; George Winter, 1901
MOST INNINGS.....	275.2, Buck O'Brien, 1912
MOST WINS.....	21, Dave Ferriss, 1945
MOST LOSSES.....	21, Joe Harris, 1906
MOST SAVES.....	35, Jonathan Papelbon, 2006
MOST SHUTOUTS.....	5, Dave Ferriss, 1945
MOST STARTS.....	34, Buck O'Brien, 1912
MOST STRIKEOUTS.....	201, Daisuke Matsuzaka, 2007
MOST STRIKEOUTS, game.....	15, Roger Clemens, 8/21/1984 vs. KC
MOST RUNS.....	149, Ted Wingfield, 1925

Single Game

MOST BALKS.....	4**, John Dopsop, 6/13/1989 vs. DET
MOST BASES ON BALLS.....	12, Fritz Ostermueller, 7/30/1935 at WAS
MOST BASES ON BALLS, in relief.....	11, Mickey McDermott, 5/20/1948 at CLE; Ken Chase, 6/13/1943 vs. WAS (G1)
MOST CONSECUTIVE BATTERS RETIRED.....	34, Waite Hoyt, 9/24/1919 (G2) at NYY (2nd to 13th)
MOST EXTRA-BASE HITS.....	10, Curt Schilling, 8/10/2006 at KC
FEWEST HITS ALLOWED, complete game in ML debut.....	1+, Billy Rohr, 4/14/1967 at NYY, 3-0
MOST HOME RUNS.....	6+, Tim Wakefield, 8/8/2004 at DET
MOST INNINGS.....	24.0**, Joe Harris, 9/1/1906 vs. PHA (L, 4-1)
MOST INNINGS, in relief.....	11.0, Babe Ruth, 5/15/1919 at CWS (W); Ted Lewis, 7/27/1901 at CWS (L)
MOST CONSECUTIVE SCORELESS INNINGS.....	20.0*, Joe Harris, 9/1/1906 (4th thru 23rd) vs. PHA
MOST STRIKEOUTS, 9 innings.....	20+, Roger Clemens, 9/18/1996 at DET; 4/29/1986 vs. SEA
MOST STRIKEOUTS, in relief.....	12, Diego Segui, 9/22/1974 (7.2 IP) vs. BAL
MOST CONSECUTIVE STRIKEOUTS.....	8, Roger Clemens, 4/29/1986 vs. SEA
MOST WILD PITCHES.....	4, Daisuke Matsuzaka, 5/27/2009 at MIN; Milt Gaston, 9/14/1929 vs. DET

Single Inning

MOST BATTERS FACED.....	16+, Howard Ehmke, 9/28/1923 (6th) vs. NYY; Lefty O'Doul, 7/7/1923 (6th) vs. CLE; Doc Adkins, 7/8/1902 (6th) vs. PHA
MOST HITS.....	12+, Doc Adkins, 7/8/1902 (6th) vs. PHA
MOST RUNS.....	13+, Lefty O'Doul, 7/7/1923 (6th) at CLE (G1)
MOST STRIKEOUTS.....	4+, Craig Kimbrel, 5/25/17 (9th) vs. TEX; Tim Wakefield, 8/10/1999 (9th) at KC
MOST WALKS.....	6, Lefty O'Doul, 7/7/1923 (6th) at CLE

+ML record (since 1900) ++tied for ML record *AL record **tied for AL record

Longest Winning Streaks (Single Season)

RANK/PITCHER	NO.	DATES	RANK/PITCHER	NO.	DATES
1. J. Wood	16	7/8-9/15/1912	J. Kramer	11	6/3-8/3/1948
2. Clemens	14	4/11-6/27/1986*	Hughson	11	6/30-8/23/1942
3. Kinder	13	7/28-9/24/1949	12. Wakefield	10	6/29-8/13/1995
4. Ferriss	12	7/12-9/2/1946	Boddicker	10	4/30-7/2/1990
Leonard (L)	12	6/2-8/9/1914	Radatz	10	5/15-7/21/1963
C. Young	12	6/2-7/16/1901	Delock	10	5/1-7/20/1958*
7. Buchholz	11	4/3-9/15/2013*	Ferriss	10	4/26-6/9/1946*
B. Stanley	11	5/6-8/28/1978	C. Young	10	5/3-6/8/1902
Moret (L)	11	4/22-9/12/1973*			

(L) left-hander * from start of season

NOTE: Ellis Kinder defeated the Chicago White Sox in 18 straight decisions from 7/22/1948-5/12/1953. Mel Parnell beat the Washington Senators in 17 straight decisions from 7/8/1948-9/20/1952. Joe Wood defeated the St. Louis Browns in 15 straight decisions from 5/25/1911-9/26/1914. Tom Brewer defeated the Philadelphia/Kansas City Athletics in 14 straight decisions from 7/2/1954-7/24/1957. Jon Lester defeated the Orioles in his first 14 career decisions against the club from 8/13/2006-4/28/2011.

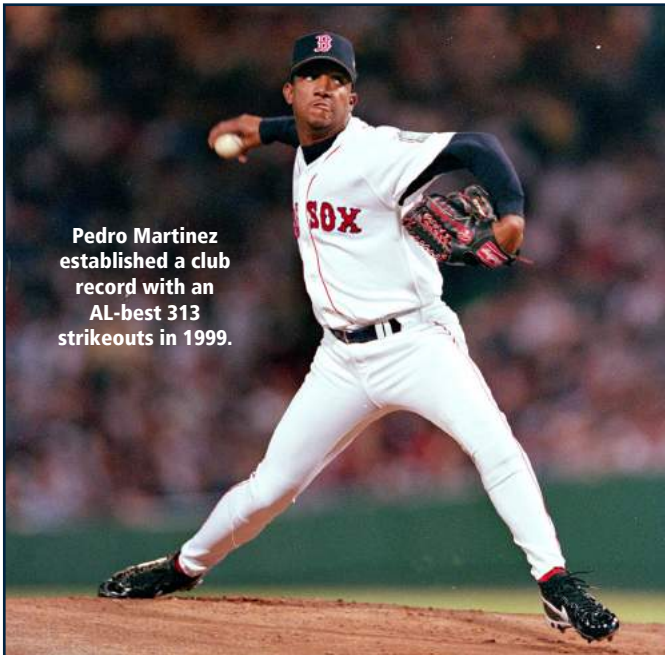
Club Pitching Records

Team Pitching

MOST BASES ON BALLS.....	748 in 1950
FEWEST BASES ON BALLS.....	233* in 1904
MOST COMPLETE GAMES.....	148+ in 1904
FEWEST COMPLETE GAMES.....	1 in 2019
LOWEST ERA.....	2.12 in 1904
HIGHEST ERA.....	5.02 in 1932
MOST HOME RUNS.....	215 in 2019
MOST HOME RUNS, home.....	97 in 2019 (81 games); 2012 (81 games); 1966 (81 games)
MOST HOME RUNS, road.....	118 in 2019 (81 games)
MOST HOME RUNS, leadoff.....	8 in 1999
MOST HOME RUNS, extra innings.....	7 in 1987; 1969
MOST HOME RUNS, bases loaded.....	8 in 2005; 2004
MOST HOME RUNS, pinch hit.....	8 in 1991
MOST HOME RUNS, one month.....	49, June 1966 (31 games)
FEWEST HOME RUNS.....	6* in 1913
FEWEST HOME RUNS, since 1946.....	82 in 1949
MOST SAVES.....	53 in 1998
MOST PITCHERS, 10 or more saves.....	3++ in 1999
MOST SHUTOUTS.....	26 in 1918
FEWEST SHUTOUTS.....	3 in 1994; 1932; 1923
MOST CONSECUTIVE SHUTOUTS.....	3, 11 times, last time 9/25-27/2015
MOST STRIKEOUTS.....	1,633 in 2019 (162 games)
FEWEST STRIKEOUTS.....	310 in 1925 (152 games)

Team Pitching, Game

LARGEST LEAD RELINQUISHED IN LOSS.....	10 runs up, 6/4/1989 vs. TOR (10-0 after 6 inn., lost 13-11 in 12 inn.)
MOST RUNS.....	27-3 loss, 7/7/1923 (G1) at CLE
MOST RUNS, shutout.....	19-0 loss, 5/18/1955 vs. CLE
MOST HOME RUNS.....	7, 6/2/2016 at BAL; 8/8/2004 at DET; 5/17/1967 vs. BAL; 5/30/1961 vs. NYY
MOST STRIKEOUTS.....	24, 5/14/2019 vs. COL (L, 5-4, 11 inn.); 9/15/2017 at TB (W, 13-6, 15 inn.)
MOST STRIKEOUTS, 9-inning game.....	20++, 5/25/2017 vs. TEX (W, 6-2); 9/18/1996 at DET (W, 4-0); 4/29/1986 vs. SEA (W, 3-1)
MOST WALKS, 9-inning game.....	18++, 5/20/1948 at CLE (L, 4-13), Harris 7 (1.1 IP), McDermott 11 (6.2 IP)
+ML record (since 1900) ++tied for ML record *AL record **tied for AL record	



Pedro Martinez established a club record with an AL-best 313 strikeouts in 1999.

Pitching Records

Single-Season Pitching Leaders

Wins

1. J. Wood.....	*34-5, 1912
2. C. Young.....	*33-10, 1901
3. C. Young.....	*32-11, 1902
4. C. Young.....	*28-9, 1903
5. C. Young.....	26-16, 1904
6. Parnell (L).....	*25-7, 1949
Ferriss.....	25-6, 1946
Ferrell.....	*25-14, 1935
9. Clemens.....	*24-4, 1986
Ruth (L).....	24-13, 1917

Strikeouts

1. P. Martinez.....	*313, 1999
2. Sale (L).....	*308, 2017
3. Clemens.....	*291, 1988
4. P. Martinez.....	*284, 2000
5. J. Wood.....	258, 1912
6. Clemens.....	*257, 1996
7. Clemens.....	256, 1987
8. P. Martinez.....	251, 1998
9. Lonborg.....	*246, 1967
10. Clemens.....	*241, 1991

Games Started

1. C. Young.....	*43, 1902
2. Dinneen.....	42, 1902
3. Ruth (L).....	*41, 1916
C. Young.....	41, 1904
C. Young.....	41, 1901
6. Lonborg.....	†39, 1967
Ehmke.....	39, 1923
8. 7 players.....	38

Shutouts

1. J. Wood.....	*10, 1912
C. Young.....	*10, 1904
3. Ruth (L).....	*9, 1916
4. Clemens.....	*8, 1988
Mays.....	†8, 1918
6. Clemens.....	*7, 1987
Tiant.....	*7, 1974
Bush.....	7, 1918
Leonard (L).....	7, 1914
C. Young.....	*7, 1903

10-Strikeout Games

1. P. Martinez.....	*19, 1999
2. Sale (L).....	*18, 2017
3. P. Martinez.....	*15, 2000
4. Sale (L).....	14, 2019
5. Clemens.....	*12, 1988
6. Sale (L).....	11, 2018
7. P. Martinez.....	*9, 2002
P. Martinez.....	*9, 2001
Clemens.....	†9, 1987
10. P. Martinez.....	8, 1998
Clemens.....	*8, 1996
Clemens.....	†8, 1986
Lonborg.....	*8, 1967

Losses

1. Ruffing.....	*10-25, 1928
2. Ruffing.....	*9-22, 1929
3. S. Harriss.....	*14-21, 1927
J. Harris.....	†2-21, 1906
C. Young.....	†13-21, 1906
Dinneen.....	*21-21, 1902
7. Gaston.....	†13-20, 1930
J. Russell.....	†9-20, 1930
Ehmke.....	9-20, 1925
S. Jones.....	12-20, 1919

Earned Run Average

1. Leonard (L).....	*0.96, 1914
2. C. Young.....	1.26, 1908
3. J. Wood.....	*1.49, 1915
4. R. Collins (L).....	1.62, 1910
5. C. Young.....	*1.62, 1901
6. Shore.....	1.64, 1915
7. J. Wood.....	1.68, 1910
8. Foster.....	1.70, 1914
9. P. Martinez.....	*1.74, 2000
10. Mays.....	1.74, 1917

Games

1. Timlin.....	*81, 2005
2. G. Harris.....	*80, 1993
3. Radatz.....	79, 1964
4. Timlin.....	76, 2004
5. Slocumb.....	75, 1996
6. Lowe.....	74, 2000
Lowe.....	74, 1999
R. Murphy (L).....	74, 1989
9. 6 players.....	73

Complete Games

1. C. Young.....	*41, 1902
2. C. Young.....	40, 1904
3. Dinneen.....	39, 1902
4. C. Young.....	38, 1901
5. Dinneen.....	37, 1904
6. Ruth (L).....	*35, 1917
J. Wood.....	*35, 1912
8. C. Young.....	†34, 1903
9. C. Young.....	33, 1907
10. Dinneen.....	32, 1903

Home Runs Allowed

1. Wakefield.....	38, 1996
Porcello.....	*38, 2017
3. E. Wilson.....	37, 1964
4. Beckett.....	36, 2006
5. Wakefield.....	*35, 2005
Hurst (L).....	35, 1987
7. Wise.....	34, 1975
Monbouquette.....	34, 1964
9. Conley.....	33, 1961
10. Boyd.....	32, 1986
Tudor (L).....	32, 1983
Tiant.....	32, 1973
Monbouquette.....	32, 1965

Win Pct. (Min. 15 decisions)

1. B. Stanley.....	.882 (15-2), 1978
2. J. Wood.....	*.872 (34-5), 1912
3. Moret (L).....	*.867 (13-2), 1973
4. Clemens.....	.857 (24-4), 1986
Matsuzaka.....	*.857 (18-3), 2008
6. P. Martinez.....	*.852 (23-4), 1999
7. Porcello.....	.846 (22-4), 2016
8. P. Martinez.....	*.833 (20-4), 2002
9. Moret (L).....	*.824 (14-3), 1975
10. Ferriss.....	*.806 (25-6), 1946

Saves

1. T. Gordon.....	*46, 1998
2. Kimbrel.....	42, 2018
Lowe.....	†42, 2000
4. Papelbon.....	41, 2008
5. Urbina.....	40, 2002
Reardon.....	40, 1991
7. Papelbon.....	38, 2009
8. Papelbon.....	37, 2010
Papelbon.....	37, 2007
10. Papelbon.....	35, 2006
Kimbrel.....	35, 2017

Innings

1. C. Young.....	*384.2, 1902
2. C. Young.....	380.0, 1904
3. Dinneen.....	371.1, 1902
C. Young.....	371.1, 1901
5. J. Wood.....	344.0, 1912
6. C. Young.....	343.1, 1907
7. C. Young.....	*341.2, 1903
8. Dinneen.....	335.2, 1904
9. Ruth (L).....	326.1, 1917
10. Ruth (L).....	323.2, 1916

Walks

1. Parnell (L).....	134, 1949
2. McDermott (L).....	124, 1950
3. Torrez.....	*121, 1979
Schwall.....	121, 1962
5. Newsom.....	119, 1937
Ja. Wilson.....	119, 1937
Ferrell.....	119, 1936
Ehmke.....	119, 1923
9. Ruffing.....	118, 1929
Ruth (L).....	118, 1916

Relief Wins

1. Radatz.....	*16, 1964
2. Radatz.....	*15, 1963
3. Clear.....	*14, 1982
4. B. Stanley.....	*13, 1978
Campbell.....	13, 1977
6. B. Stanley.....	12, 1982
7. Delock.....	*11, 1956
8. 8 players.....	10

* led AL (L) left-hander

† tied for AL lead

Career Pitching Records

Wins

1. Clemens	192
C. Young.....	192
3. Wakefield.....	186
4. Parnell (L).....	123
5. Tiant.....	122
6. P. Martinez.....	117
7. J. Wood.....	116
8. B. Stanley.....	115
9. Lester (L).....	110
10. Dobson.....	106
11. Grove (L).....	105
12. Hughson.....	96
Monbouquette.....	96
14. B. Lee (L).....	94
15. Brewer.....	91
16. Leonard (L).....	90
F. Sullivan.....	90
18. Beckett.....	89
Ruth (L).....	89
20. 2 players.....	88

ERA (Min. 1,000 IP)

1. J. Wood.....	1.99
2. C. Young.....	2.00
3. Leonard (L).....	2.13
4. Ruth (L).....	2.19
5. Mays.....	2.21
6. R. Collins (L).....	2.51
7. P. Martinez.....	2.52
8. Dinneen.....	2.81
9. Winter.....	2.91
10. Hughson.....	2.94
11. Clemens.....	3.06
12. Kinder.....	3.28
13. Grove (L).....	3.34
14. Tiant.....	3.36
15. S. Jones.....	3.39
16. F. Sullivan.....	3.47
17. Culp.....	3.50
18. Parnell (L).....	3.50
19. Dobson.....	3.57
20. B. Stanley.....	3.64

Games

1. B. Stanley.....	637
2. Wakefield.....	590
3. Papelbon.....	396
4. Timlin.....	394
5. Lowe.....	384
6. Clemens.....	383
7. Kinder.....	365
8. C. Young.....	327
9. Delock.....	322
10. B. Lee (L).....	321
11. Tazawa.....	302
12. Barnes	301
13. Delcarmen.....	289
Parnell (L).....	289
15. G. Harris.....	287
16. Fornieles.....	286
Radatz.....	286
18. Tiant.....	274
19. Garcés.....	261
Okajima (L).....	261

Losses

1. Wakefield.....	168
2. C. Young.....	112
3. Clemens.....	111
4. B. Stanley.....	97
Winter.....	97
6. Ruffing.....	96
7. Ja. Russell.....	94
8. Monbouquette.....	91
9. Dinneen.....	85
10. Brewer.....	82
11. Tiant.....	81
12. F. Sullivan.....	80
13. MacFayden.....	78
14. Parnell (L).....	75
15. Hurst (L).....	73
16. Delock.....	72
Dobson.....	72
W. Nixon.....	72
19. Eckersley.....	71
20. B. Lee (L).....	68

Strikeouts

1. Clemens.....	2,590
2. Wakefield.....	2,046
3. P. Martinez.....	1,683
4. Lester (L).....	1,386
5. C. Young.....	1,341
6. Beckett.....	1,108
7. Tiant.....	1,075
8. Hurst (L).....	1,043
9. J. Wood.....	986
10. Monbouquette.....	969
11. Buchholz.....	899
12. Porcello.....	852
13. F. Sullivan.....	821
14. Culp.....	794
15. Lonborg.....	784
16. Eckersley.....	771
Leonard (L).....	771
18. Sale (L).....	763
19. Grove (L).....	743
20. Brewer.....	733

Games Started

1. Wakefield.....	430
2. Clemens.....	382
3. C. Young.....	297
4. Lester (L).....	241
5. Tiant.....	238
6. Parnell (L).....	232
7. Monbouquette.....	228
8. Brewer.....	217
Hurst (L).....	217
10. Dobson.....	202
11. P. Martinez.....	201
F. Sullivan.....	201
13. Beckett.....	194
14. Eckersley.....	191
15. Grove (L).....	190
16. Buchholz.....	188
17. W. Nixon.....	177
18. Winter.....	176
19. Dinneen.....	174
20. B. Lee (L).....	167

Winning Pct. (Min. 100 Decisions)

1. P. Martinez.....	.760 (117-37)
2. J. Wood.....	.674 (116-56)
3. Ruth (L).....	.659 (89-46)
4. Hughson.....	.640 (96-54)
5. Lester (L).....	.636 (110-63)
6. Clemens.....	.634 (192-111)
7. C. Young.....	.632 (192-112)
8. Grove (L).....	.629 (105-62)
9. Kinder.....	.623 (86-52)
10. Parnell (L).....	.621 (123-75)
11. Tannehill (L).....	.620 (62-38)
12. W. Ferrell.....	.608 (62-40)
13. Beckett.....	.605 (89-58)
14. Tiant.....	.601 (122-81)
15. Dobson.....	.596 (106-72)
16. Leonard (L).....	.588 (90-63)
17. Mays.....	.585 (72-51)
18. B. Lee (L).....	.580 (94-68)
19. R. Collins (L).....	.575 (84-62)
20. Buchholz.....	.570 (81-61)

Saves

1. Papelbon.....	219
2. B. Stanley.....	132
3. Kimbrel.....	108
4. Radatz.....	104
5. Kinder.....	91
6. Reardon.....	88
7. Lowe.....	85
8. Uehara.....	79
9. Lyle (L).....	69
10. Gordon.....	68
11. L. Smith.....	58
12. B. Campbell.....	51
13. Urbina.....	49
14. Fornieles.....	48
Slocumb.....	48
16. Foulke.....	47
17. Je. Russell.....	45
18. Drago.....	41
19. Burgmeier (L).....	40
20. Clear.....	38

Innings

1. Wakefield.....	3,006.0
2. Clemens.....	2,776.0
3. C. Young.....	2,728.1
4. Tiant.....	1,774.2
5. Parnell (L).....	1,752.2
6. B. Stanley.....	1,707.0
7. Monbouquette.....	1,622.0
8. Winter.....	1,599.2
9. Dobson.....	1,544.0
10. Grove (L).....	1,539.2
11. Lester (L).....	1,519.1
12. Brewer.....	1,509.1
13. F. Sullivan.....	1,505.1
14. B. Lee (L).....	1,503.1
15. Dinneen.....	1,501.0
16. Hurst (L).....	1,459.0
17. J. Wood.....	1,418.0
18. P. Martinez.....	1,383.2
19. Hughson.....	1,375.2
20. Eckersley.....	1,371.2

(L) left-hander

Career Pitching Records, Continued

Complete Games

1. C. Young.....	275
2. Dinneen.....	156
3. Winter.....	141
4. J. Wood.....	121
5. Grove (L).....	119
6. Parnell (L).....	113
Tiant.....	113
8. Ruth (L).....	105
9. Clemens.....	100
10. Hughson.....	99
11. Leonard (L).....	96
12. R. Collins (L).....	90
Dobson.....	90
14. Mays.....	87
15. Tannehill (L).....	85
16. Ehmke.....	83
S. Jones.....	83
18. W. Ferrell.....	81
19. Brewer.....	75
20. Ruffing.....	73

Shutouts

1. Clemens.....	38
C. Young.....	38
3. J. Wood.....	28
4. Tiant.....	26
5. Leonard (L).....	25
6. Parnell (L).....	20
7. R. Collins (L).....	19
Hughson.....	19
9. S. Jones.....	18
10. Dobson.....	17
Ruth (L).....	17
12. Dinneen.....	16
Monbouquette.....	16
14. Foster.....	15
Grove (L).....	15
16. Mays.....	14
F. Sullivan.....	14
Tannehill (L).....	14
19. 3 players.....	13

Walks

1. Wakefield.....	1,095
2. Clemens.....	856
3. Parnell (L).....	758
4. Brewer.....	669
5. Dobson.....	604
6. J. Wilson.....	564
7. W. Nixon.....	530
8. Lester (L).....	529
9. Delock.....	514
10. McDermott (L).....	504
11. Tiant.....	501
12. Ostermueller (L).....	491
13. E. Wilson.....	481
14. Hurst (L).....	479
15. F. Sullivan.....	475
16. B. Stanley.....	471
17. Ruffing.....	459
18. B. Lee (L).....	448
19. Grove (L).....	447
20. MacFayden.....	430

Home Runs Allowed

1. Wakefield.....	401
2. Clemens.....	194
3. Monbouquette.....	180
4. Hurst (L).....	173
5. Tiant.....	170
6. Eckersley.....	167
7. Beckett.....	153
8. Porcello.....	144
9. Lester (L).....	138
10. B. Lee (L).....	136
11. Delock.....	134
12. Boyd.....	126
Brewer.....	126
14. F. Sullivan.....	123
E. Wilson.....	123
16. Buchholz.....	116
B. Stanley.....	113
18. Lonborg.....	105
19. Parnell (L).....	104
20. Culp.....	103
P. Martinez.....	103

SO/9.0 IP (Min. 1,000 IP)

1. P. Martinez.....	10.95
2. Clemens.....	8.40
3. Lester (L).....	8.21
4. Beckett.....	8.04
5. Buchholz.....	6.93
6. Culp.....	6.54
7. Hurst (L).....	6.43
8. Lonborg.....	6.42
9. E. Wilson.....	6.27
10. J. Wood.....	6.26
11. Wakefield.....	6.13
12. Lowe.....	5.84
13. Tiant.....	5.45
14. Monbouquette.....	5.38
15. Leonard (L).....	5.10
16. Eckersley.....	5.06
17. Boyd.....	5.05
18. Delock.....	4.93
19. F. Sullivan.....	4.91
20. Ja. Wilson.....	4.75

Relief Wins

1. B. Stanley.....	85
2. Radatz.....	49
3. Kinder.....	40
4. Clear.....	35
5. Delock.....	34
6. Fornieles.....	31
7. Timlin.....	30
8. B. Campbell.....	28
9. Ryba.....	26
Ja. Wilson.....	26

10-Strikeout Games

1. P. Martinez.....	72
2. Clemens.....	68
3. Sale (L).....	43
4. Lester (L).....	40
5. J. Wood.....	18
6. Hurst (L).....	13
7. Price (L).....	11
8. Culp.....	10
Lonborg.....	10
Morehead.....	10

20-Game Winners

Rank/Player	W-L	Year
1. J. Wood.....	*34-5	1912
2. C. Young.....	*33-10	1901
3. C. Young.....	*32-11	1902
4. C. Young.....	*28-9	1903
5. C. Young.....	26-16	1904
6. Parnell (L).....	*25-7	1949
Ferriss.....	25-6	1946
W. Ferrell.....	*25-14	1935
9. Clemens.....	*24-4	1986
Ruth (L).....	24-13	1917
11. P. Martinez.....	*23-4	1999
Kinder.....	23-6	1949
S. Jones.....	23-16	1921
Ruth (L).....	23-12	1916
J. Wood.....	23-17	1911
Dinneen.....	23-14	1904

Rank/Player	W-L	Year
17. Porcello.....	*22-4	2016
Tiant.....	22-13	1974
Lonborg.....	†22-9	1967
Hughson.....	*22-6	1942
Mays.....	22-9	1917
Tannehill (L).....	22-9	1905
23. Schilling.....	*21-6	2004
Lowe.....	21-8	2002
Clemens.....	21-6	1990
Tiant.....	21-12	1976
Parnell (L).....	21-8	1953
Ferriss.....	21-10	1945
Mays.....	21-13	1918
C. Young.....	21-11	1908
C. Young.....	21-15	1907
Tannehill (L).....	21-11	1904

Rank/Player	W-L	Year
Dinneen.....	21-13	1903
Dinneen.....	21-21	1902
35. Beckett.....	*20-7	2007
P. Martinez.....	20-4	2002
Clemens.....	†20-9	1987
Eckersley.....	20-8	1978
Tiant.....	20-13	1973
Monbouquette.....	20-10	1963
Hughson.....	20-11	1946
W. Ferrell.....	20-15	1936
Grove (L).....	20-12	1935
Ehmke.....	20-17	1923
Ra. Collins (L).....	20-13	1914
Bedient.....	20-9	1912
O'Brien.....	20-13	1912
Hughes.....	20-7	1903

(L) left-hander * led AL † tied for AL lead

Annual Pitching Leaders

YEAR	WINS	EARNED RUN AVG.	GAMES	GAMES STARTED
2019	Rodriguez.....19-6	Rodriguez.....3.81	Workman.....73	Rodriguez.....34
2018	Porcello.....17-7	Price.....3.58	Kelly.....73	Porcello.....33
2017	Sale, Pomeranz.....17	Sale.....2.90	Barnes.....70	Porcello.....33
2016	Porcello.....*22-4	Porcello.....3.15	Barnes.....62	Price.....*35
2015	Miley.....11-11	Miley.....4.46	Layne, Ogando.....64	Miley.....32
2014	Lackey.....11-7	Buchholz.....5.34	Tazawa.....71	Buchholz.....28
2013	Lester.....15-8	Lackey.....3.52	Uehara.....73	Lester.....33
2012	Buchholz, Doubront...11-9	Buchholz.....4.56	Aceves.....69	Lester.....33
2011	Lester.....15-9	Beckett.....2.89	D. Bard.....70	Lester.....31
2010	Lester.....19-9	Buchholz.....2.33	D. Bard.....73	Lackey.....33
2009	Beckett.....17-6	Lester.....3.41	R. Ramirez.....70	Beckett, Lester.....32
2008	Matsuzaka.....18-3	Matsuzaka.....2.90	Delcarmen.....73	Lester.....33
2007	Beckett.....*20-7	Beckett.....3.27	Okajima.....66	Matsuzaka.....32
2006	Beckett.....16-11	Schilling.....3.97	Timlin.....68	Beckett.....33
2005	Wakefield.....16-12	Wakefield.....4.15	Timlin.....*81	Wakefield.....33
2004	Schilling.....*21-6	Schilling.....3.26	Timlin.....76	Lowe, P. Martinez...33
2003	Lowe.....17-7	P. Martinez.....*2.22	Timlin.....72	Lowe, Wakefield...33
2002	Lowe.....21-8	P. Martinez.....*2.26	Urbina.....61	Lowe.....32
2001	Nomo.....13-10	Wakefield.....3.90	Beck.....68	Nomo.....33
2000	P. Martinez.....18-6	P. Martinez.....*1.74	Lowe.....74	P. Martinez.....29
1999	P. Martinez.....*23-4	P. Martinez.....*2.07	Lowe.....74	P. Martinez.....29
1998	P. Martinez.....19-7	P. Martinez.....2.89	Gordon.....73	P. Martinez, Wakefield...33
1997	Sele.....13-12	Gordon.....3.74	Wasdin.....53	Sele.....33
1996	Wakefield.....14-13	Clemens.....3.63	Slocumb.....75	Clemens, Gordon...34
1995	Wakefield.....16-8	Wakefield.....2.95	Belinda.....63	Hanson.....29
1994	Clemens.....9-7	Clemens.....2.85	Fossas.....44	Clemens.....24
1993	Darwin.....15-11	Viola.....3.14	G. Harris.....*80	Darwin.....34
1992	Clemens.....18-11	Clemens.....*2.41	G. Harris.....70	Viola.....35
1991	Clemens.....18-10	Clemens.....*2.62	Fossas.....64	Clemens.....**35
1990	Clemens.....21-6	Clemens.....*1.93	R. Murphy.....68	Boddicker.....34
1989	Clemens.....17-11	Clemens.....3.13	R. Murphy.....74	Clemens.....35
1988	Clemens, Hurst.....18	Clemens.....2.93	L. Smith.....64	Clemens.....35
1987	Clemens.....**20-9	Clemens.....2.97	Schiraldi.....62	Clemens.....36
1986	Clemens.....*24-4	Clemens.....*2.48	B. Stanley.....66	Clemens.....33
1985	Boyd.....15-13	Boyd.....3.70	B. Stanley.....48	Boyd.....35
1984	3 players.....12	Nipper.....3.89	B. Stanley.....57	Boyd.....33
1983	Tudor.....13-12	Ojeda.....4.04	B. Stanley.....64	Tudor.....34
1982	Clear.....14-9	B. Stanley.....3.10	Clear.....55	Eckersley.....33
1981	B. Stanley, Torrez...10	Torrez.....3.68	B. Stanley.....35	Eckersley, Tanana...23
1980	Eckersley.....12-14	B. Stanley.....3.39	Burgmeier.....62	Torrez.....32
1979	Eckersley.....17-10	Eckersley.....2.99	Drago.....53	Torrez.....36
1978	Eckersley.....20-8	Eckersley.....2.99	B. Stanley.....52	Torrez.....36
1977	Campbell.....13-9	Jenkins.....3.68	Campbell.....69	Tiant.....32
1976	Tiant.....21-12	Tiant.....3.06	Willoughby.....54	Tiant.....38
1975	Wise.....19-12	B. Lee.....3.95	B. Lee.....41	Tiant, Wise.....35
1974	Tiant.....22-13	Tiant.....2.92	Segui.....58	Tiant.....38
1973	Tiant.....20-13	B. Lee.....2.75	Bolin.....39	Tiant.....35
1972	Pattin.....17-13	Tiant.....*1.91	B. Lee.....47	Pattin.....35
1971	Siebert.....16-10	Siebert.....2.91	Bolin.....52	Culp.....35
1970	Culp.....17-14	Culp.....3.04	Lyle.....63	Peters.....34
1969	Culp.....17-8	Nagy.....3.11	Lyle.....71	Culp.....32
1968	Culp, Ellsworth...16	Culp.....2.91	Stange.....50	Culp.....30
1967	Lonborg.....**22-9	Stange.....2.77	Wyatt.....60	Lonborg.....**39
1966	Santiago.....12-13	Santiago.....3.66	McMahon.....49	Santiago.....28
1965	E. Wilson.....13-14	Monbouquette.....3.70	Radatz.....63	E. Wilson.....36
1964	Radatz.....16-9	Monbouquette.....4.04	Radatz.....79	Monbouquette.....35
1963	Monbouquette...20-10	E. Wilson.....3.76	Radatz.....66	Monbouquette.....36
1962	Conley, Monbouquette..15	Monbouquette.....3.33	Radatz.....*62	Monbouquette.....35
1961	Schwall.....15-7	Schwall.....3.22	Fornieles.....57	Monbouquette.....32
1960	Monbouquette..14-11	Monbouquette.....3.64	Fornieles.....*70	Monbouquette.....30

* led AL ** tied for AL lead

Pitching Records

Annual Pitching Leaders, Continued

YEAR	WINS	EARNED RUN AVG.	GAMES	GAMES STARTED
1959	Casale..... 13-8	Brewer..... 3.76	Fornieles..... 46	Brewer..... 32
1958	Delock..... 14-8	Delock..... 3.38	Wall..... 52	Brewer..... 32
1957	Brewer..... 16-13	F. Sullivan..... 2.73	Delock..... 49	Brewer..... 32
1956	Brewer..... 19-9	F. Sullivan..... 3.42	Delock..... 48	F. Sullivan..... 33
1955	F. Sullivan..... **18-13	F. Sullivan..... 2.91	Hurd, Kinder..... 43	F. Sullivan..... *35
1954	F. Sullivan..... 15-12	F. Sullivan..... 3.14	Kinder..... 48	W. Nixon..... 30
1953	Parnell..... 21-8	McDermott..... 3.01	Kinder..... *69	Parnell..... 34
1952	Parnell..... 12-12	Parnell..... 3.62	Delock..... 39	Parnell..... 29
1951	Parnell..... 18-11	Parnell..... 3.26	Kinder..... *63	Parnell..... 29
1950	Parnell..... 18-10	Parnell..... 3.61	Kinder..... 48	Parnell..... 31
1949	Parnell..... *25-7	Parnell..... *2.77	Kinder..... 43	Parnell..... 33
1948	Kramer..... 18-5	Parnell..... 3.14	Dobson..... 38	Dobson..... 32
1947	Dobson..... 18-8	Dobson..... 2.95	E. Johnson..... 45	Dobson..... 31
1946	Ferriss..... 25-6	Hughson..... 2.75	Ferriss..... 40	Ferriss, Hughson..... 35
1945	Ferriss..... 21-10	Ferriss..... 2.96	Barrett..... 37	Ferriss..... 31
1944	Hughson..... 18-5	Hughson..... 2.26	Ryba..... 42	Bowman..... 24
1943	Hughson..... 12-15	Hughson..... 2.64	M. Brown..... *49	Hughson..... 32
1942	Hughson..... *22-6	Hughson..... 2.59	Hughson..... 38	Hughson..... 30
1941	Newsome..... 19-10	C. Wagner..... 3.07	Ryba..... 40	Newsome..... 29
1940	Heving, Ja. Wilson..... 12	Bagby Jr..... 4.73	Ja. Wilson..... 41	Bagby Jr., Grove..... 21
1939	Grove..... 15-4	Grove..... *2.54	Dickman..... 48	Auker..... 25
1938	Bagby Jr., Ja. Wilson..... 15	Grove..... *3.08	Bagby Jr..... 43	Ja. Wilson..... 32
1937	Grove..... 17-9	Grove..... 3.02	Ja. Wilson..... 51	Grove..... 27
1936	W. Ferrell..... 20-15	Grove..... *2.81	Ostermueller..... 43	W. Ferrell..... 38
1935	W. Ferrell..... *25-14	Grove..... *2.70	Walberg..... 44	W. Ferrell..... *38
1934	W. Ferrell..... 14-5	Ostermueller..... 3.49	Rhodes..... 44	Rhodes..... 31
1933	Rhodes..... 12-15	B. Weiland..... 3.87	Welch..... 47	Rhodes..... 29
1932	Kline..... 11-13	Durham..... 3.80	Kline..... 47	B. Weiland..... 27
1931	MacFayden..... 16-12	W. Moore..... 3.88	W. Moore..... 53	MacFayden..... 32
1930	Gaston..... 13-20	Gaston..... 3.92	Gaston..... 38	Gaston..... 34
1929	E. Morris..... 14-14	MacFayden..... 3.62	Gaston..... 39	Ja. Russell..... 32
1928	E. Morris..... 19-15	E. Morris..... 3.53	E. Morris..... 47	Ruffing..... 34
1927	S. Harriss..... 14-21	S. Harriss..... 4.18	S. Harriss..... 44	Wiltse..... 29
1926	Wingfield..... 11-16	Wiltse..... 4.22	Wingfield..... 43	Wiltse..... 29
1925	Wingfield..... 12-19	Ehmke..... 3.73	Wingfield..... 41	Ehmke..... 31
1924	Ehmke..... 19-17	Quinn..... 3.27	Ehmke..... 45	Ehmke..... 36
1923	Ehmke..... 20-17	Piercy..... 3.41	Ehmke..... 43	Ehmke..... 39
1922	Ri. Collins..... 14-11	Quinn..... 3.48	Karr..... 41	Quinn..... 32
1921	S. Jones..... 23-16	S. Jones..... 3.22	S. Jones..... 40	S. Jones..... 38
1920	Pennock..... 16-13	H. Harper..... 3.04	S. Jones, Pennock..... 37	S. Jones..... 33
1919	Pennock..... 16-8	Mays..... 2.47	S. Jones..... 35	S. Jones..... 31
1918	Mays..... 21-13	Bush..... 2.11	Bush..... 36	Mays..... 33
1917	Ruth..... 24-13	Mays..... 1.74	Ruth..... 41	Ruth..... 38
1916	Ruth..... 23-12	Ruth..... *1.75	Leonard..... 48	Ruth..... *41
1915	Foster, Shore..... 19	J. Wood..... *1.49	Mays, Shore..... 38	Foster..... 33
1914	Ra. Collins..... 20-13	Leonard..... *0.96	Bedient..... 42	Ra. Collins..... 30
1913	Ra. Collins..... 19-8	Leonard..... 2.39	Bedient..... 43	Ra. Collins..... 30
1912	J. Wood..... *34-5	J. Wood..... 1.91	J. Wood..... 43	J. Wood..... 38
1911	J. Wood..... 23-17	J. Wood..... 2.02	J. Wood..... 44	J. Wood..... 33
1910	Cicotte..... 15-11	Ra. Collins..... 1.62	Cicotte..... 36	Cicotte..... 30
1909	Arellanes..... 16-12	Cicotte..... 1.97	Arellanes..... 45	Arellanes..... 28
1908	C. Young..... 21-11	C. Young..... 1.26	Cicotte..... 39	C. Young..... 33
1907	C. Young..... 21-15	C. Young..... 1.99	C. Young..... 43	C. Young..... 37
1906	Tannehill, C. Young..... 13	Dinneen..... 2.92	C. Young..... 39	C. Young..... 34
1905	Tannehill..... 22-9	C. Young..... 1.82	C. Young..... 38	C. Young..... 33
1904	C. Young..... 26-16	C. Young..... 1.97	C. Young..... 43	C. Young..... 41
1903	C. Young..... *28-9	C. Young..... 2.08	C. Young..... 40	C. Young..... 35
1902	C. Young..... *32-11	C. Young..... 2.15	C. Young..... *45	C. Young..... *43
1901	C. Young..... *33-10	C. Young..... *1.62	C. Young..... 43	C. Young..... 41

* led AL ** tied for AL lead

Annual Pitching Leaders, Continued

YEAR	COMPLETE GAMES	SAVES	INNINGS	STRIKEOUTS
2019	Sale..... 1	Workman..... 16	Rodriguez..... 203.1	Sale..... 218
2018	Porcello, Price..... 1	Kimbrel..... 42	Porcello..... 191.1	Sale..... 237
2017	Porcello..... 2	Kimbrel..... 35	Sale..... *214.1	Sale..... *308
2016	Wright..... 4	Kimbrel..... 31	Price..... *230.0	Price..... 228
2015	Buchholz, Hill, Miley 1	Uehara..... 25	Miley..... 193.2	Porcello..... 149
2014	Buchholz..... 2	Uehara..... 26	Buchholz..... 170.1	Lester..... 149
2013	Lackey..... 2	Uehara..... 21	Lester..... 213.1	Lester..... 177
2012	Lester..... 3	Aceves..... 25	Lester..... 205.1	Doubront..... 167
2011	Beckett, Wakefield... 1	Papelbon..... 31	Beckett..... 193.0	Lester..... 182
2010	Lester..... 2	Papelbon..... 37	Lackey..... 215.0	Lester..... 225
2009	Beckett..... 4	Papelbon..... 38	Beckett..... 212.1	Lester..... 225
2008	Lester..... 2	Papelbon..... 41	Lester..... 210.1	Beckett..... 172
2007	5 players..... 1	Papelbon..... 37	Matsuzaka..... 204.2	Matsuzaka..... 201
2006	3 players..... 1	Papelbon..... 35	Beckett..... 204.2	Schilling..... 183
2005	Wakefield..... 3	Foulke..... 15	Wakefield..... 225.1	Wakefield..... 151
2004	Schilling..... 3	Foulke..... 32	Schilling..... 226.2	P. Martinez..... 227
2003	P. Martinez..... 3	Kim..... 16	Lowe..... 203.1	P. Martinez..... 206
2002	P. Martinez..... 2	Urbina..... 40	Lowe..... 219.2	P. Martinez..... *239
2001	Nomo..... 2	Lowe..... 24	Nomo..... 198.0	Nomo..... *220
2000	P. Martinez..... 7	Lowe..... *42	P. Martinez..... 217.0	P. Martinez..... *284
1999	P. Martinez..... 5	Lowe, Wakefield..... 15	P. Martinez..... 213.1	P. Martinez..... *313
1998	P. Martinez..... 3	Gordon..... 46	P. Martinez..... 233.2	P. Martinez..... 251
1997	Wakefield..... 4	Slocumb..... 17	Wakefield..... 201.1	Gordon..... 159
1996	Clemens, Wakefield.. 6	Slocumb..... 31	Clemens..... 242.2	Clemens..... *257
1995	Wakefield..... 6	Aguilera..... 20	Wakefield..... 195.1	Hanson..... 139
1994	Clemens..... 3	Ryan..... 13	Clemens..... 170.2	Clemens..... 168
1993	3 players..... 2	Je. Russell..... 33	Darwin..... 229.1	Clemens..... 160
1992	Clemens..... 11	Reardon..... 27	Clemens..... 246.2	Clemens..... 208
1991	Clemens..... 13	Reardon..... 40	Clemens..... *271.1	Clemens..... *241
1990	Clemens..... 7	Reardon..... 21	Clemens..... 228.1	Clemens..... 209
1989	Clemens..... 8	L. Smith..... 25	Clemens..... 253.1	Clemens..... 230
1988	Clemens..... *14	L. Smith..... 29	Clemens..... 264.0	Clemens..... *291
1987	Clemens..... *18	Gardner..... 10	Clemens..... 281.2	Clemens..... 256
1986	Hurst..... 11	B. Stanley..... 16	Clemens..... 254.0	Clemens..... 238
1985	Boyd..... 13	Crawford..... 12	Boyd..... 272.1	Hurst..... 189
1984	Boyd..... 10	B. Stanley..... 22	Hurst..... 218.0	Ojeda..... 137
1983	Tudor..... 7	B. Stanley..... 33	Tudor..... 242.0	Tudor..... 136
1982	Eckersley..... 11	Clear, B. Stanley..... 14	Eckersley..... 224.1	Tudor..... 146
1981	Eckersley..... 8	Clear..... 9	Eckersley..... 154.0	Clear..... 82
1980	Eckersley..... 8	Burgmeier..... 24	Torrez..... 207.1	Eckersley..... 121
1979	Eckersley..... 17	Drago..... 13	Torrez..... 252.1	Eckersley..... 150
1978	Eckersley..... 16	B. Stanley..... 10	Eckersley..... 268.1	Eckersley..... 162
1977	Jenkins..... 11	Campbell..... *31	Jenkins..... 193.0	Tiant..... 124
1976	Tiant..... 19	Willoughby..... 10	Tiant..... 279.0	Jenkins..... 142
1975	Tiant..... 18	Drago..... 15	B. Lee, Tiant..... 260.0	Tiant..... 142
1974	Tiant..... 25	Segui..... 10	Tiant..... 311.1	Tiant..... 176
1973	Tiant..... 23	Bolin..... 15	B. Lee..... 284.2	Tiant..... 206
1972	Pattin..... 13	Bolin, B. Lee..... 5	Pattin..... 253.0	Pattin..... 168
1971	Culp, Siebert..... 12	Lyle..... 16	Culp..... 242.1	Culp..... 151
1970	Culp..... 15	Lyle..... 20	Culp..... 251.1	Culp..... 197
1969	Culp..... 9	Lyle..... 17	Culp..... 227.0	Culp..... 172
1968	Culp..... 11	Stange..... 12	Culp..... 216.1	Culp..... 190
1967	Lonborg..... 15	Wyatt..... 20	Lonborg..... 273.1	Lonborg..... *246
1966	Stange..... 8	McMahon..... 9	Lonborg..... 181.2	Lonborg..... 131
1965	Monbouquette..... 10	Radatz..... 22	E. Wilson..... 230.2	E. Wilson..... 164
1964	Monbouquette..... 7	Radatz..... *29	Monbouquette..... 234.0	Radatz..... 181
1963	Monbouquette..... 13	Radatz..... 25	Monbouquette..... 266.2	Monbouquette..... 174
1962	Monbouquette..... 11	Radatz..... *24	Conley..... 241.2	Monbouquette..... 153
1961	Monbouquette..... 12	Fornieles..... 15	Monbouquette..... 236.1	Monbouquette..... 161
1960	Monbouquette..... 12	Fornieles..... *14	Monbouquette..... 215.0	Monbouquette..... 134

* led AL ** tied for AL lead # saves first became an official statistic in 1969

Pitching Records

Annual Pitching Leaders, Continued

YEAR	COMPLETE GAMES	SAVES	INNINGS	STRIKEOUTS
1959	Brewer 11	Fornieles 11	Brewer 215.1	Brewer 121
1958	Brewer, F. Sullivan .. 10	Kiely 12	Brewer 227.1	Brewer 124
1957	Brewer 15	Delock 11	F. Sullivan 240.2	Brewer 128
1956	Brewer 15	Delock 9	Brewer 244.1	Brewer 127
1955	F. Sullivan 16	Kinder 18	F. Sullivan *260.0	F. Sullivan 129
1954	F. Sullivan 11	Kinder 15	F. Sullivan 206.1	F. Sullivan 124
1953	Parnell 12	Kinder *27	Parnell 241.0	Parnell 136
1952	Parnell 15	Benton 6	Parnell 214.0	McDermott 117
1951	Parnell 11	Kinder *14	Parnell 221.0	McDermott 127
1950	Parnell 21	Kinder 9	Parnell 249.0	McDermott 96
1949	Parnell *27	2 players 4	Parnell *295.1	Kinder 138
1948	Dobson, Parnell 16	E. Johnson 5	Dobson 245.1	Dobson 116
1947	Dobson 15	E. Johnson 8	Dobson 228.2	Hughson 119
1946	Ferriss 26	Klinger *9	Hughson 278.0	Hughson 172
1945	Ferriss 26	Barrett 3	Ferriss 264.2	Ferriss 94
1944	Hughson 19	Barrett 8	Hughson 203.1	Hughson 112
1943	Hughson **20	M. Brown 9	Hughson 266.0	Hughson 114
1942	Hughson *22	M. Brown 6	Hughson *281.0	Hughson **113
1941	Newsome 17	Ryba 6	Newsome 213.2	M. Harris 111
1940	Grove, Ja. Wilson 9	Ja. Wilson 5	Bagby Jr. 182.2	Ja. Wilson 102
1939	Grove 17	Heving 7	Grove 191.0	Grove 81
1938	Grove 12	McKain 6	Bagby Jr. 198.2	Grove 99
1937	Grove 21	Ja. Wilson 7	Grove 262.0	Grove 153
1936	W. Ferrell *28	Ja. Wilson 3	W. Ferrell *301.0	Grove 130
1935	W. Ferrell *31	Walberg 3	W. Ferrell *322.1	Grove 121
1934	W. Ferrell 17	Ostermueller 3	Rhodes 219.0	Welch 91
1933	Rhodes 14	Kline 4	Rhodes 232.0	B. Weiland 97
1932	Andrews 8	W. Moore 4	B. Weiland 195.2	B. Weiland 63
1931	MacFayden 17	W. Moore *10	Ja. Russell 232.0	MacFayden 74
1930	Gaston 20	Gaston, MacFayden 2	Gaston 273.0	Gaston 99
1929	Gaston 20	Gaston 2	Ruffing 244.1	Ruffing 109
1928	Ruffing *25	E. Morris 5	Ruffing 289.1	Ruffing 118
1927	Wiltse 13	MacFayden, Ruffing 2	Wiltse 219.0	S. Harris, Ruffing 77
1926	Wiltse, Wingfield 9	Wingfield 3	Wiltse 196.1	Wiltse 59
1925	Ehmke *22	Wingfield 2	Ehmke 260.2	Ehmke 95
1924	Ehmke 26	Quinn 7	Ehmke *315.0	Ehmke 119
1923	Ehmke 28	Quinn 7	Ehmke 316.2	Ehmke 121
1922	Quinn 16	Ferguson, A. Russell 2	Quinn 256.0	Ri. Collins 69
1921	S. Jones 25	A. Russell 3	S. Jones 298.2	S. Jones 98
1920	S. Jones 21	Pennock 2	S. Jones 274.0	Bush 88
1919	S. Jones 21	A. Russell 4	S. Jones 245.0	Pennock 70
1918	Mays **30	Bush 2	Mays 293.1	Bush 125
1917	Ruth 23	Ruth 2	Ruth 326.1	Leonard 144
1916	Ruth 35	Leonard 6	Ruth 323.2	Ruth 170
1915	Foster 21	Mays *7	Foster 255.1	Leonard 116
1914	Foster, Leonard 17	Leonard 3	Ra. Collins 272.1	Leonard 176
1913	Ra. Collins 19	Bedient 5	Leonard 259.1	Leonard 144
1912	J. Wood *35	Bedient, Hall 2	J. Wood 344.0	J. Wood 258
1911	J. Wood 25	Hall **4	J. Wood 275.2	J. Wood 231
1910	Cicotte 20	Hall 2	Cicotte 250.0	J. Wood 145
1909	Arellanes 17	Arellanes *8	Arellanes 230.2	J. Wood 88
1908	C. Young 30	3 players 2	C. Young 299.0	C. Young 150
1907	C. Young 33	Pruitt 3	C. Young 343.1	C. Young 147
1906	C. Young 28	3 players 2	C. Young 287.2	C. Young 140
1905	C. Young 31	Dinneen 1	C. Young 320.2	C. Young 210
1904	C. Young 40	C. Young 1	C. Young 380.0	C. Young 200
1903	C. Young *34	Dinneen, Young *2	C. Young *341.2	C. Young 176
1902	C. Young *41	Altrock 1	C. Young *384.2	C. Young 160
1901	C. Young 38	T. Lewis 1	C. Young 371.1	C. Young *158

* led AL ** tied for AL lead # saves first became an official statistic in 1969

Strikeout Records

Single-Game Strikeout Highs

RANK/PITCHER	SO	DATE/OPP	RANK/PITCHER	SO	DATE/OPP
1. Clemens	20	9/18/1996 at DET	11. Sale (L)	15	5/11/2018 at TOR
			Lester (L)	15	5/3/2014 vs. OAK
3. P. Martinez	17	4/29/1986 vs. SEA	P. Martinez	15	7/23/2000 vs. CWS
			P. Martinez	15	5/12/2000 at BAL
P. Martinez	17	5/6/2000 vs. TB	P. Martinez	15	9/4/1999 at SEA
Monbouquette	17	9/10/1999 at NYY	P. Martinez	15	8/24/1999 at MIN
			P. Martinez	15	5/12/1999 vs. SEA
Sale (L)	17	5/12/1961 at WAS	P. Martinez	15	5/7/1999 vs. ANA
7. P. Martinez	16	5/14/2019 vs. COL	Clemens	15	7/9/1988 at CWS (G2, 10)
			Clemens	15	8/21/1984 vs. KC
P. Martinez	16	4/8/2001 vs. TB	McDermott (L)	15	7/28/1951 vs. CLE (16)
P. Martinez	16	6/4/1999 vs. ATL	J. Wood	15	7/7/1911 at STL
Clemens	16	7/15/1988 vs. KC (G1)	J. Harris	15	9/1/1906 vs. PHA
Clemens	16	5/9/1988 at KC			

Single-Game Strikeout Highs by Opponent

RANK/PITCHER	SO	DATE/OPP	RANK/PITCHER	SO	DATE/OPP
1. N. Ryan	19	8/12/1974 at CAL	11. Mussina	15	9/24/2000 vs. BAL
N. Ryan	19	6/14/1974 at CAL (15)	R. Johnson (L)	15	4/10/1998 vs. SEA
J. Coombs	19	9/1/1906 vs. PHA	N. Ryan	15	5/6/1977 vs. CAL
4. R. Waddell (L)	17	9/5/1905 vs. PHA	N. Ryan	15	6/19/1976 at CAL
5. Clemens	16	7/12/1997 vs. TOR	N. Ryan	15	4/30/1974 vs. CAL
N. Ryan	16	7/9/1972 at CAL	M. Lolic (L)	15	10/2/1972 at DET
H. Score (L)	16	5/1/1955 at CLE (G2)	D. Chance	15	6/2/1964 at LAA
J. Harshman (L)	16	7/25/1954 vs. CWS (G1)	C. Pascual	15	4/18/1960 at WAS
B. Feller	16	8/25/1937 at CLE (G1)	E. Walsh	15	8/11/1910 at CWS
R. Waddell (L)	16	7/9/1902 vs. PHA (17)	R. Waddell (L)	15	5/29/1907 at PHA (G2)

(L) left-hander

No-Hitters/1-Hitters

No-Hitters by Red Sox

PITCHER	DATE	OPPONENT	IP	BB	K	SCORE
J. Lester (L)	5/19/2008	vs. Kansas City	9.0	2	9	7-0
C. Buchholz	9/1/2007	vs. Baltimore	9.0	3	9	10-0
D. Hansack	10/1/2006+	vs. Baltimore	5.0 (rain)	1	6	9-0
D. Lowe	4/27/2002	vs. Tampa Bay	9.0	1	6	10-0
H. Nomo	4/4/2001	at Baltimore	9.0	3	11	3-0
M. Young (L)-a	4/12/1992 (G1)+	at Cleveland	8.0	7	6	1-2
D. Morehead	9/16/1965	vs. Cleveland	9.0	1	8	2-0
B. Monbouquette	8/1/1962	at Chicago	9.0	1	7	1-0
E. Wilson	6/26/1962	vs. Los Angeles	9.0	4	5	2-0
M. Parnell (L)	7/14/1956	vs. Chicago	9.0	2	4	4-0
H. Ehmke	9/7/1923	at Philadelphia	9.0	1	1	4-0
D. Leonard (L)	6/3/1918	at Detroit	9.0	1	4	5-0
E. Shore-b	6/23/1917 (G1)	vs. Washington	9.0	0	2	*4-0
D. Leonard (L)	8/30/1916	vs. St. Louis	9.0	2	3	4-0
G. Foster	6/21/1916	vs. New York	9.0	3	3	2-0
J. Wood	7/29/1911 (G1)	vs. St. Louis	9.0	2	12	5-0
C. Young	6/30/1908	at New York	9.0	1	2	8-0
B. Dinneen	9/27/1905 (G1)	vs. Chicago	9.0	2	6	2-0
J. Tannehill (L)	8/17/1904	at Chicago	9.0	1	4	6-0
C. Young	5/5/1904	vs. Philadelphia	9.0	0	8	*3-0

* perfect game (L) left-hander + not considered official no-hitter

a - Young pitched a complete-game, 8.0-inning, 2-1 loss.

b - Babe Ruth started the game but was ejected by home plate umpire Brick Owen after walking leadoff batter Eddie Foster. Shore relieved Ruth, Foster was thrown out stealing, and Shore retired the next 26 batters.

No-Hitters/One-Hitters, Continued

No-Hitters Against Red Sox

PITCHER	DATE	OPP.	IP	BB	K	SCORE	SOX W/L
S. Manaea (L)	4/21/2018	at OAK	9.0	2	10	0-3	C. Sale
C. Bosio	4/22/1993	at SEA	9.0	2	4	0-7	J. Hesketh
D. Righetti (L)	7/4/1983	at NYY	9.0	4	9	0-4	J. Tudor
T. Phoebus	4/27/1968	at BAL	9.0	3	9	0-6	G. Waslewski
D. Chance	8/6/1967+	at MIN	5.0 (rain)	0	4	0-2	J. Lonborg
J. Bunning	7/20/1958 (G1)	vs. DET	9.0	2	12	0-3	F. Sullivan
A. Reynolds	9/28/1951 (G1)	at NYY	9.0	4	9	0-8	M. Parnell
B. Newsom*	9/18/1934+	at STL	9.0	7	9	2-1 (10)	R. Walberg (W)
B. Burke (L)	8/8/1931	at WAS	9.0	5	8	0-5	W. Moore
T. Lyons	8/21/1926	vs. CWS	9.0	1	2	0-6	S. Harriss
W. Johnson	7/1/1920	vs. WAS	9.0	0	10	0-1	H. Harper
G. Mogridge (L)	4/24/1917	vs. NYY	9.0	3	3	1-2	D. Leonard
E. Walsh	8/27/1911	at CWS	9.0	1	8	0-5	R. Collins
D. Rhoads	9/18/1908	at CLE	9.0	2	2	1-2	F. Arellanes

(L) left-hander * pitched 9 hitless innings, allowed hit in 10th. + not considered official no-hitter

NOTE: There has never been a perfect game thrown against the Red Sox.

One-Hitters by Red Sox Since 1950

PITCHER	DATE	OPP.	HITTER	HIT	INN.	OUT	SCORE
Porcello	8/3/2018	vs. NYY	Andújar	HR	3	0	4-1
Fister	8/22/2017	at CLE	F. Lindor	HR	1	0	9-1
Lester (L)	5/10/2013	TOR	M. Izturis	2B	6	2	5-0
Beckett	6/15/2011	at TB	R. Brignac	1B	3	2	3-0
Lester (L), Delcarmen, Bard, Papelbon	5/25/2010	at TB	W. Aybar	1B	4	1	2-0
Matsuzaka, Bard	5/22/2010	at PHI	J. Castro	1B	8	2	5-0
Schilling	6/7/2007	at OAK	S. Stewart	1B	9	2	1-0
Lester (L), Papelbon	7/18/2006	KC	M. Teahen	1B	2	1	1-0
Wells (L), Timlin, Foulke	6/14/2005	CIN	R. Freel	1B	6	2	7-0
H. Nomo	5/25/2001	TOR	S. Stewart	2B	4	0	4-0
P. Martinez	8/29/2000	at TB	J. Flaherty	1B	9	0	8-0
P. Martinez	9/10/1999	at NYY	C. Davis	HR	2	2	3-1
Sele, Gordon	9/3/1997	at MON	M. Lansing	HR	3	2	0-1
Darwin	8/18/1993	CWS	D. Pasqua	3B	8	1	5-0
Viola (L)	9/30/1992	at TOR	D. White	1B	9	0	1-0
Harris, Reardon	6/7/1990	NYY	J. Barfield	1B	5	2	3-0
Clemens	9/10/1988	CLE	D. Clark	1B	8	1	6-0
Nipper, Crawford	7/11/1985	at SEA	I. Calderon	1B	6	1	7-1
Tudor (L)	5/27/1983	at TOR	D. Collins	1B	4	1	2-0
Eckersley	9/26/1980	at TOR	J. Mayberry	HR	5	0	3-1
Renko, Campbell	7/13/1979	at OAK	R. Henderson	1B	9	1	2-0
Wise	6/29/1976	BAL	P. Blair	1B	6	0	2-0
Wise	6/14/1976	at MIN	J. Terrell	1B	3	1	5-0
Moret (L)	8/21/1974	CWS	D. Allen	1B	7	1	4-0
Pattin	7/1/1972	at OAK	R. Jackson	1B	9	1	4-0
Siebert	7/31/1970	at CAL	J. Johnstone	1B	3	0	2-0
Culp	9/21/1968	at NYY	R. White	1B	7	2	2-0
Lonborg*	10/5/1967	STL (G2 WS)	J. Javier	2B	8	2	5-0
Rohr (L)	4/14/1967	at NYY	E. Howard	1B	9	2	3-0
Monbouquette	9/6/1964	at MIN	Z. Versalles	HR	6	2	1-2
Morehead	5/12/1963 (G2)	WAS	C. Hinton	HR	1	2	4-1
Monbouquette	5/7/1960	DET	N. Chrisley	2B	1	1	5-0
Susce	7/20/1955	at KCA	V. Power	1B	1	0	6-0
Kemmerer	7/18/1954 (G1)	BAL	S. Mele	1B	7	0	4-0
McDermott (L), Kinder	7/19/1953 (G1)	at CLE	A. Smith	1B	4	0	2-0
McDermott (L)	5/29/1952	WAS	M. Hoderlein	1B	4	1	1-0

*Retired the 1st 19 Cardinals. (L) left-hander

Recent One-Hitters by Opponents

PITCHER	DATE	OPP.	HITTER	HIT	INN.	OUT	SCORE
Wojciechowski, Fry (L), Givens	7/21/2019	at BAL	Devers	2B	7	0	0-4
Smyly (L), Ramirez, Colomé	4/19/2016	TB	Bradley Jr.	1B	3	0	0-0
Odorizzi, Beliveau (L), Yates	8/30/2014	at TB	Middlebrooks	1B	4	0	0-3
Shoemaker, Morin, Grilli	8/21/2014	LAA	Middlebrooks	2B	7	2	0-2
Stroman, Redmond, Rasmussen (L)	7/24/2014	at TOR	Victorino	1B	7	0	0-7
Sanchez, Albuquerque, Veras, Smyly (L), Benoit	10/12/2013	DET (G1 ALCS)	Nava	1B	9	1	0-1
Tillman, Patton (L)	9/28/2012	at BAL	Podsednik	1B	1	0	1-9
Nolasco	6/18/2009	FLA (6 inn.)	Youkilis	HR	1	2	1-2

(L) left-hander

Notable Beginnings/Long Outings

Red Sox Who Pitched Shutouts in Their Major League Debut

PITCHER	DATE	OPPONENT	SCORE	HITS
Billy Rohr (L)	4/14/1967	at NYY	3-0	1
Dave Morehead	4/13/1963	at WAS	3-0	5
Dave Ferriss	4/29/1945 (G1)	at PHA	2-0	5
George Hockette	(L) 9/17/1934	at STL	3-0	2
Buck O'Brien	9/9/1911	at PHA	2-0	6
Larry Pape	7/6/1909 (G2)	vs. WAS	2-0	4
Rube Kroh (L)	9/30/1906 (G2)	at STL	2-0	2

Red Sox Who Pitched Shutouts in Their First Major League Start

(Had Previously Pitched In Relief)

PITCHER	DATE	OPPONENT	SCORE	HITS
Jim Wright	5/6/1978 (G2)	vs. CWS	3-0	7
Russ Kemmerer	7/18/1954 (G1)	vs. BAL	4-0	1
Ben Flowers	8/5/1953	vs. STL	5-0	8

Red Sox Rookies with 10 or More Wins

Rank/Player	W-L	Year	Rank/Player	W-L	Year	Rank/Player	W-L	Year
1. Ferriss.....	21-10	1945	F. Sullivan.....	15-12	1954	Stobbs (L).....	11-6	1949
2. Bedient.....	20-9	1912	Bagby Jr.....	15-11	1938	Cicotte.....	11-12	1908
B. O'Brien.....	20-13	1912	12. Leonard (L).....	14-16	1913	21. E. Rodriguez.....	10-6	2015
4. D. Newsome.....	19-10	1941	13. Casale.....	13-8	1959	Paxton.....	10-5	1977
E. Morris.....	19-15	1928	N. Gibson.....	13-9	1903	Morehead.....	10-13	1963
6. Ruth (L).....	18-8	1915	15. Nagy.....	12-2	1969	Brewer.....	10-9	1954
7. Winter.....	16-12	1901	Wingfield.....	12-19	1925	Ostermueller (L).....	10-13	1934
8. Matsuzaka.....	15-12	2007	17. Nipper.....	11-6	1984	Shore.....	10-5	1914
Schwall.....	15-7	1961	Curtis (L).....	11-8	1972	(L) left-hander		

Extra-Inning Complete-Game Shutouts Since 1916

PITCHER	DATE	OPPONENT	IP	SCORE
Bruce Hurst (L)	8/7/1988	at DET	10.0	3-0
Mike Torrez	7/18/1980	vs. MIN	10.0	1-0
Bob Stanley	6/11/1979	at KC	10.0	4-0
Bill Monbouquette	4/11/1962	vs. CLE	12.0	4-0
Willard Nixon	8/7/1956	vs. NYY	11.0	1-0
Denny Galehouse	8/17/1947	at NYY	11.0	3-0
Joe Dobson	9/24/1943	vs. CLE	10.0	1-0
Lloyd Brown (L)	7/12/1933	vs. DET	11.0	1-0
Ed Durham	9/12/1931	vs. DET	13.0	1-0
Milt Gaston	9/8/1929 (G2)	vs. STL	10.0	0-0 (tie)
Bullet Joe Bush	7/22/1918 (G1)	vs. DET	10.0	1-0
Bullet Joe Bush	7/9/1918	vs. CLE	12.0	1-0
Sad Sam Jones	7/8/1918 (G1)	vs. CLE	10.0	1-0
Sad Sam Jones	6/6/1918	at CLE	10.0	1-0
Dutch Leonard (L)	9/30/1916	vs. NYY	10.0	1-0
Babe Ruth (L)	8/15/1916	vs. WSH	13.0	1-0

(L) left-hander

Pitching
Records

Double-Digit Wins

10 or More Home Wins in a Season

Rank/Player	W-L	Year	Rank/Player	W-L	Year	Rank/Player	W-L	Year
1. C. Young	*19-5	1901	Clemens	11-2	1990	Beckett	10-1	2009
2. J. Wood	18-2	1912	Clemens	11-6	1987	Wakefield	10-4	2007
3. C. Young	*17-6	1902	Clemens	11-3	1986	Wakefield	10-4	2005
4. Parnell (L)	16-3	1949	Boyd	11-8	1985	P. Martinez	10-2	2002
5. Kinder	15-1	1949	Torrez	11-6	1979	Pattin	10-6	1973
W. Ferrell	15-8	1935	Eckersley	11-1	1978	Pattin	10-4	1972
Mays	15-5	1918	Tiant	11-6	1976	Siebert	10-5	1972
8. C. Young	*14-4	1903	Tiant	11-6	1975	Tiant	10-1	1972
9. Porcello	13-1	2016	Tiant	11-7	1973	Siebert	10-3	1971
P. Martinez	13-2	1999	Culp	11-6	1970	Schwall	10-2	1961
Hurst (L)	13-2	1988	Casale	11-3	1959	Brewer	10-6	1958
B. Stanley	13-2	1978	Brewer	11-5	1956	Delock	10-1	1958
Tiant	13-5	1974	Dobson	11-5	1947	F. Sullivan	10-2	1958
Monbouquette	13-5	1963	Dobson	11-1	1946	F. Sullivan	10-5	1955
Ferriss	13-0	1946	Ferriss	11-6	1945	Parnell (L)	10-3	1953
Hughson	13-0	1944	Hughson	11-3	1942	Parnell (L)	10-4	1951
Newsome	13-5	1941	Grove (L)	11-4	1935	Dobson	10-5	1949
W. Ferrell	13-4	1936	Ehmke	11-8	1924	Kramer	10-1	1948
Ruth (L)	13-5	1916	Ehmke	11-8	1923	M. Harris (L)	10-4	1946
C. Young	*13-7	1904	Pennock (L)	11-4	1919	Grove (L)	10-4	1936
Dinneen	*13-9	1902	Bush	11-6	1918	Mays	10-6	1917
22. Schilling	12-1	2004	Ruth (L)	11-7	1917	Shore	10-4	1916
Hurst (L)	12-4	1987	Leonard (L)	11-4	1916	Foster	10-4	1915
Eckersley	12-5	1979	Bedient	11-6	1912	Ruth (L)	10-2	1915
Pennock (L)	12-4	1920	Cicotte	*11-5	1910	Shore	10-6	1915
J. Wood	12-1	1915	C. Young	*11-7	1907	Ra. Collins (L)	10-4	1913
Winter	*12-5	1905	Tannehill (L)	*11-3	1905	J. Wood	*10-6	1911
28. Lackey	11-5	2010	Tannehill (L)	*11-9	1904	Dinneen	*10-8	1904
Lester (L)	11-1	2008	Dinneen	*11-5	1903	N. Gibson	*10-5	1904
Lowe	11-2	2003	Winter	*11-4	1901	T. Lewis	*10-7	1901
Boddicker	11-5	1990	62. Pomeranz (L)	10-3	2017			

(L) left-hander * Huntington Avenue Grounds

10 or More Road Wins in a Season

Rank/Player	W-L	Year	Rank/Player	W-L	Year	Rank/Player	W-L	Year
1. J. Wood	16-3	1912	20. Lester (L)	11-4	2010	Clemens	10-5	1992
2. S. Jones	15-3	1921	Beckett	11-2	2007	Clemens	10-5	1991
C. Young	15-5	1902	McDermott (L)	11-3	1953	Clemens	10-4	1990
4. Ra. Collins (L)	14-5	1914	Parnell (L)	11-5	1953	B. Stanley	10-6	1979
C. Young	14-5	1903	Hughson	11-7	1946	Tiant	10-6	1976
C. Young	14-5	1901	Hughson	11-3	1942	Tiant	10-6	1976
7. Clemens	13-1	1986	Mays	11-6	1916	B. Lee (L)	10-5	1975
Lonborg	13-4	1967	B. O'Brien	11-6	1912	Peters (L)	10-7	1970
Ruth (L)	13-6	1917	C. Young	11-11	1905	Radatz	10-5	1963
J. Wood	13-11	1911	T. Hughes	11-4	1903	Delock	10-4	1956
C. Young	13-4	1908	Tannehill (L)	11-6	1905	Ferriss	10-4	1945
Dinneen	13-6	1904	31. Rodriguez (L)	10-4	2019	W. Ferrell	10-6	1935
C. Young	13-9	1904	Porcello	10-3	2018	E. Morris	10-8	1928
14. Lowe	12-4	2002	Sale (L)	10-5	2017	Ruth (L)	10-7	1916
P. Martinez	12-1	2000	Lester (L)	10-4	2011	Leonard (L)	10-1	1914
Clemens	12-4	1988	Buchholz	10-3	2010	C. Young	10-8	1907
Wise	12-5	1975	P. Martinez	10-2	2002	Tannehill (L)	10-2	1904
Ferriss	12-6	1946	P. Martinez	10-2	1999	Dinneen	10-8	1903
Mays	12-3	1917	P. Martinez	10-4	1998			
			Hanson	10-2	1995			

(L) left-hander

10 or More Wins Both at Home and on Road in a Season

Pitcher	H	R	Year	Pitcher	H	R	Year	Pitcher	H	R	Year
P. Martinez	10-2	10-2	2002	Hughson	11-3	11-3	1942	Tannehill (L)	11-3	11-6	1905
P. Martinez	13-2	10-2	1999	W. Ferrell	15-8	10-6	1935	Dinneen	10-8	13-6	1904
Clemens	11-2	10-4	1990	Mays	10-6	12-3	1917	Tannehill (L)	11-9	10-2	1904
Clemens	11-3	13-1	1986	Ruth (L)	11-7	13-6	1917	C. Young	13-7	13-9	1904
Tiant	11-6	10-6	1976	Ruth (L)	13-5	10-7	1916	Dinneen	11-5	10-8	1903
Parnell (L)	10-3	11-5	1953	J. Wood	18-2	16-3	1912	C. Young	14-4	14-5	1903
Ferriss	13-0	12-6	1946	J. Wood	10-6	13-11	1911	C. Young	17-6	15-5	1902
Ferriss	11-6	10-4	1945	C. Young	11-7	10-8	1907	C. Young	19-5	14-5	1901

Pitching Records

Club Fielding Records

Team Fielding, Season

MOST PUTOUTS	4,447 in 2017 (162 games)
FEWEST PUTOUTS (min. 150 games)	3,952 in 1938 (150 games)
MOST ASSISTS	2,174 in 1907 (155 games)
FEWEST ASSISTS (min. 150 games)	1,309 in 2017 (162 games)
MOST CHANCES ACCEPTED	6,671 in 1910 (158 games)
FEWEST CHANCES ACCEPTED (min. 150 games)	5,819 in 2018 (162 games)
MOST ERRORS	337 in 1901 (138 games)
FEWEST ERRORS	66 in 2006 (162 games)
MOST ERRORLESS GAMES	108 in 2006 (162 games)
MOST CONSECUTIVE GAMES, without an error	18 in 2016 (9/13-10/1)
MOST DOUBLE PLAYS	204 in 1980 (160 games)
FEWEST DOUBLE PLAYS	71 in 1908 (155 games)
MOST CONSECUTIVE GAMES, one or more double plays	25++ (38 double plays), 1951
MOST TRIPLE PLAYS	3++ in 1979 (160 games) and in 1924 (156 games)
MOST PASSED BALLS	37 in 2016 (162 games)
FEWEST PASSED BALLS	3 in 1975 (160 G); 1933 (149 G)
HIGHEST FIELDING PERCENTAGE98910 in 2006 (162 games)
LOWEST FIELDING PERCENTAGE943 in 1901 (138 games)

+ML record (since 1900) ++tied for ML record *AL record **tied for AL record

Single-Season Fielding Leaders

Fielding Percentage

FIRST BASE

1. Youkilis	*1.000, 2007
2. McInnis	*.999, 1921
3. Ad. González998, 2012
4. Moreland998, 2018
5. Ad. González997, 2011
6. Todd	*.997, 1928
7. Ramirez996, 2016
8. Yastrzemski996, 1975
9. Youkilis996, 2008
10. McInnis	*.996, 1920

SECOND BASE

1. Pedroia	*.997, 2014
2. Loretta994, 2006
3. Pedroia993, 2013
4. Doerr993, 1948
5. Pedroia	*.992, 2012
6. Pedroia992, 2008
7. Pedroia991, 2009
8. Ch. Schilling	*.991, 1961
9. Pedroia990, 2007
10. Pedroia990, 2011

THIRD BASE

1. Lowell987, 2006
2. Petrocelli	*.976, 1971
3. Hatton976, 1955
4. Pesky974, 1950
5. Mueller972, 2005
6. Kell972, 1953
7. Bogs971, 1988
8. Petrocelli970, 1972
9. Pesky970, 1949
10. Myer969, 1928

SHORTSTOP

1. Al. Gonzalez	*.985, 2006
2. S. Drew984, 2013
3. Bogaerts984, 2015
4. V. Stephens981, 1950
5. Petrocelli	*.981, 1969
6. Burleson981, 1978
7. Bogaerts980, 2018
8. Burleson980, 1979
9. Valentin979, 1994
10. Bogaerts979, 2016

CATCHER

1. Cerone	*1.000, 1988
Daley	*1.000, 1957
3. Vázquez	*.999, 2019
4. León999, 2018
5. Varitek998, 2004
6. Varitek997, 2009
7. Varitek996, 2002
8. Varitek996, 2008
9. Berryhill995, 1994
10. Swihart995, 2015

OUTFIELD

1. Ellsbury	*1.000, 2011
Bay	*1.000, 2009
Ellsbury	*1.000, 2008
Yastrzemski	*1.000, 1977
Harrelson	*1.000, 1968
6. Crisp	*.998, 2007
7. Damon	*.997, 2003
8. Betts	*.997, 2016
9. Damon997, 2002
10. Bradley Jr.997, 2014

PITCHER

1. Lowe	*1.000, 2003
Monbouquette	*1.000, 1963
Parnell	*1.000, 1949
Ja. Russell	*1.000, 1929
5. Mays993, 1917
6. Tannehill991, 1904
7. Quinn990, 1922
8. Boyd988, 1985
9. Brewer	*.988, 1956
10. Bush987, 1921

NOTE: Min. 60 total chances for pitchers; min. 0.5 G/Team G for catchers; min. 0.67 G/Team G for all other positions.

* led AL

Single-Season Fielding Leaders, Continued

Putouts

FIRST BASE

1. Todt.....	*1,755, 1926
2. LaChance.....	*1,691, 1904
3. McInnis.....	1,586, 1920
4. McInnis.....	1,549, 1921
5. LaChance.....	*1,544, 1902
6. Unglaub.....	1,504, 1907
7. J. Stahl.....	*1,488, 1910
8. Lupien.....	*1,487, 1943
9. Todt.....	1,486, 1928
10. Burns.....	1,485, 1923

SECOND BASE

1. Wambsganss.....	*463, 1924
2. Doerr.....	*443, 1950
3. H. Ferris.....	*424, 1907
4. Doerr.....	*420, 1946
5. Doerr.....	*415, 1943
6. Doerr.....	*401, 1940
7. Ch. Schilling.....	397, 1961
8. Doerr.....	395, 1949
9. Doerr.....	376, 1947
Doerr.....	376, 1942

THIRD BASE

1. J. Collins.....	203, 1901
2. J. Collins.....	*191, 1904
3. Gardner.....	187, 1914
4. Pesky.....	*184, 1949
5. Lord.....	181, 1908
6. Lord.....	180, 1909
7. J. Collins.....	*178, 1903
8. Werber.....	*174, 1935
9. Tabor.....	*168, 1942
10. Gardner.....	167, 1912

Assists

FIRST BASE

1. Buckner.....	*184, 1985
2. Buckner.....	*157, 1986
3. Quintana.....	*137, 1990
4. Stuart.....	*134, 1963
5. Todt.....	*126, 1926
6. Ad. González.....	*125, 2011
7. Lupien.....	118, 1943
8. York.....	*116, 1946
Foxx.....	116, 1938
10. G. Scott.....	115, 1977

SECOND BASE

1. Wambsganss.....	494, 1924
2. Doerr.....	*490, 1943
3. Pratt.....	484, 1922
4. Doerr.....	*483, 1946
5. Doerr.....	480, 1940
6. Barrett.....	479, 1985
7. Reed.....	472, 1992
8. Regan.....	467, 1928
9. Doerr.....	*466, 1947
10. H. Ferris.....	461, 1902

THIRD BASE

1. Malzone.....	378, 1958
2. Malzone.....	370, 1957
3. Boggs.....	368, 1983
4. Malzone.....	357, 1959
5. Tabor.....	338, 1939
6. Boggs.....	335, 1985
7. Petrocelli.....	334, 1971
8. Pesky.....	*333, 1949
9. Boggs.....	330, 1984
10. J. Collins.....	328, 1901

SHORTSTOP

1. E. Scott.....	*380, 1921
2. He. Wagner.....	*373, 1908
3. He. Wagner.....	332, 1912
4. E. Scott.....	*330, 1920
5. Parent.....	327, 1904
6. E. Scott.....	324, 1914
7. Pesky.....	320, 1942
8. E. Scott.....	315, 1917
9. Parent.....	312, 1906
10. Cronin.....	306, 1939

CATCHER

1. Vázquez.....	994, 2019
2. Varitek.....	*972, 1999
3. Varitek.....	*937, 2007
4. Varitek.....	912, 2002
5. Saltalamacchia.....	908, 2013
6. Varitekss.....	903, 2008
7. Tillman.....	897, 1964
8. Varitek.....	*880, 2004
9. Varitek.....	867, 2000
10. Gedman.....	*866, 1986

OUTFIELD

1. DiMaggio.....	*503, 1948
2. T. Oliver.....	*477, 1930
3. Piersall.....	*455, 1956
4. Cramer.....	*443, 1936
5. DiMaggio.....	*439, 1942
6. T. Oliver.....	*433, 1931
7. Flagstead.....	429, 1925
8. Piersall.....	425, 1955
9. Speaker.....	*423, 1914
10. DiMaggio.....	420, 1949

PITCHER

1. Boyd.....	*42, 1985
2. J. Wood.....	*41, 1912
3. Clemens.....	*31, 1991
Monbouquette.....	*31, 1963
5. Wakefield.....	30, 2005
6. Buchholz.....	*29, 2012
Boddicker.....	29, 1990
8. Nipper.....	28, 1986
Nipper.....	28, 1984
Brewer.....	*28, 1956

* led AL

1. Vázquez.....	994, 2019
2. Varitek.....	*972, 1999
3. Varitek.....	*937, 2007
4. Varitek.....	912, 2002
5. Saltalamacchia.....	908, 2013
6. Varitekss.....	903, 2008
7. Tillman.....	897, 1964
8. Varitek.....	*880, 2004
9. Varitek.....	867, 2000
10. Gedman.....	*866, 1986

1. DiMaggio.....	*503, 1948
2. T. Oliver.....	*477, 1930
3. Piersall.....	*455, 1956
4. Cramer.....	*443, 1936
5. DiMaggio.....	*439, 1942
6. T. Oliver.....	*433, 1931
7. Flagstead.....	429, 1925
8. Piersall.....	425, 1955
9. Speaker.....	*423, 1914
10. DiMaggio.....	420, 1949

PITCHER

1. Mays.....	*122, 1918
2. Mays.....	*118, 1917
3. Mays.....	117, 1916
4. J. Wood.....	110, 1912
5. Tannehill.....	107, 1904
6. C. Young.....	105, 1901
7. J. Harris.....	103, 1906
8. C. Young.....	103, 1904
9. Ehmke.....	101, 1923
Ruth.....	101, 1917

* led AL

1. Criger.....	*156, 1903
2. Criger.....	*147, 1905
3. Carrigan.....	134, 1910
4. Schang.....	131, 1919
5. Carrigan.....	127, 1913
6. Criger.....	120, 1908
7. Criger.....	117, 1902
8. Criger.....	112, 1904
9. Carrigan.....	110, 1909
10. 2 players.....	109

OUTFIELD

1. Speaker.....	*35, 1912
Speaker.....	*35, 1909
3. Flagstead.....	*33, 1923
4. Speaker.....	*30, 1913
Hooper.....	*30, 1910
6. Speaker.....	29, 1914
Du. Lewis.....	*29, 1913
8. Du. Lewis.....	*28, 1910
Hooper.....	27, 1911
Du. Lewis.....	27, 1911

Single-Season Fielding Leaders, Continued

Double Plays

FIRST BASE

1. York.....	*154, 1946
2. Foxx.....	153, 1938
3. T. Perez.....	150, 1980
G. Scott.....	150, 1977
5. Lupien.....	*149, 1943
6. Goodman.....	148, 1949
7. Dropo.....	147, 1950
8. Buckner.....	140, 1985
9. Gernert.....	139, 1953
10. G. Scott.....	*130, 1966

SECOND BASE

1. Doerr.....	134, 1949
2. Doerr.....	*132, 1943
3. Doerr.....	130, 1950
4. Doerr.....	*129, 1946
5. Ch. Schilling.....	121, 1961
6. Doerr.....	119, 1948
7. Doerr.....	*118, 1947
Doerr.....	*118, 1940
Doerr.....	*118, 1938
10. Remy.....	*114, 1978

THIRD BASE

1. Pesky.....	*48, 1949
2. Malzone.....	*45, 1961
3. Boggs.....	40, 1983
Malzone.....	*40, 1959
5. Lowell.....	39, 2006
6. Petrocelli.....	*38, 1972
7. Boggs.....	*37, 1987
Petrocelli.....	37, 1971
9. Foy.....	*36, 1968
Malzone.....	*36, 1960
Malzone.....	36, 1958

SHORTSTOP

1. Burleson.....	*147, 1980
2. V. Stephens.....	*128, 1949
3. V. Stephens.....	115, 1950
4. Garciaparra.....	*113, 1997
V. Stephens.....	113, 1948
6. Lake.....	*112, 1945
7. Burleson.....	111, 1977
8. Cronin.....	110, 1938
9. Burleson.....	109, 1979
10. Bressoud.....	107, 1962

CATCHER

1. Ruel.....	*17, 1922
2. Pena.....	*15, 1991
Walters.....	15, 1920
Schang.....	*15, 1919
5. Hatteberg.....	*13, 1997
Pena.....	13, 1990
Gedman.....	13, 1985
Fisk.....	13, 1978
S. White.....	*13, 1957
S. White.....	13, 1956
Tebbetts.....	13, 1949

OUTFIELD

1. Speaker.....	*12, 1914
Speaker.....	*12, 1909
3. Leibold.....	*9, 1921
Speaker.....	*9, 1912
Du. Lewis.....	9, 1910
C. Stahl.....	*9, 1906
7. Bradley Jr.....	*8, 2014
Evans.....	*8, 1975
Taitt.....	*8, 1928
Flagstead.....	*8, 1923
S. Collins.....	8, 1921
Hooper.....	*8, 1918
Speaker.....	*8, 1915

PITCHER

1. Ferriss.....	*10, 1945
2. B. Stanley.....	*8, 1980
Ehmke.....	8, 1923
4. Brewer.....	7, 1958
Hughson.....	7, 1942
B. Weiland.....	7, 1932
Bush.....	*7, 1920
8. 18 players.....	6

* led AL



Dom DiMaggio's 503 putouts in 1948 set a single-season club mark for an outfielder.

Career Fielding Leaders

Games Played

FIRST BASE

1.	G. Scott	988
2.	Vaughn	928
3.	Todt	852
4.	Foxx	807
5.	Yastrzemski	765
6.	Youkilis	594
7.	Gernert	543
8.	McInnis	512
9.	Buckner	502
10.	2 players	448

SECOND BASE

1.	Doerr	1,852
2.	Pedroia	1,492
3.	H. Ferris	983
4.	Barrett	906
5.	Remy	685
6.	Griffin	603
7.	Regan	582
8.	Goodman	576
9.	Andrews	551
10.	Ch. Schilling	502

THIRD BASE

1.	Boggs	1,520
2.	Malzone	1,335
3.	Gardner	929
4.	Tabor	789
5.	J. Collins	735
6.	Petrocelli	727
7.	Hobson	568
8.	Lowell	528
9.	Pesky	457
10.	Foy	404

SHORTSTOP

1.	E. Scott	1,093
2.	Burleson	1,004
3.	Garcia-parra	956
4.	Parent	909
5.	Cronin	897
6.	Bogaerts	855
7.	He. Wagner	807
8.	Petrocelli	774
9.	Buddin	632
10.	Valentin	556

CATCHER

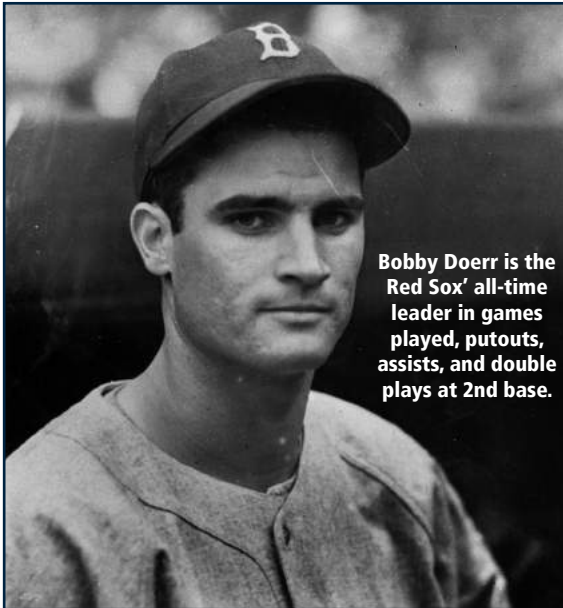
1.	Varitek	1,488
2.	Fisk	990
3.	S. White	967
4.	Gedman	858
5.	Carrigan	649
6.	Criger	613
7.	Peña	539
8.	R. Ferrell	514
9.	Tillman	496
10.	Tebbetts	407

OUTFIELD

1.	T. Williams	2,151
2.	Evans	2,079
3.	Yastrzemski	2,076
4.	Hooper	1,637
5.	Rice	1,543
6.	DiMaggio	1,373
7.	Du. Lewis	1,165
8.	Greenwell	1,164
9.	Speaker	1,053
10.	Jensen	1,026

PITCHER

1.	B. Stanley	637
2.	Wakefield	590
3.	Papelbon	396
4.	Timlin	394
5.	Lowe	384
6.	Clemens	383
7.	Kinder	365
8.	C. Young	327
9.	Delock	322
10.	B. Lee	321



Bobby Doerr is the Red Sox' all-time leader in games played, putouts, assists, and double plays at 2nd base.

Career Fielding Leaders, Continued

Fielding Percentage

FIRST BASE

1. Youkilis.....	997
2. McInnis.....	996
3. Runnels.....	995
4. Yastrzemski.....	994
5. Todd.....	992
6. J. Foxx.....	991
7. Buckner.....	990
8. Gernert.....	989
9. G. Scott.....	989
10. Vaughn.....	988

SECOND BASE

1. Pedroia.....	991
2. M. Barrett.....	986
3. Ch. Schilling.....	985
4. Jo. Reed.....	984
5. Remy.....	982
6. Griffin.....	981
7. Doerr.....	980
8. M. Andrews.....	975
9. Goodman.....	972
10. Regan.....	962

THIRD BASE

1. Lowell.....	972
2. Petrocelli.....	970
3. Pesky.....	963
4. Boggs.....	959
5. Malzone.....	956
6. L. Gardner.....	940
7. Foy.....	938
8. J. Collins.....	932
9. Tabor.....	931
10. Hobson.....	926

SHORTSTOP

1. Bogaerts.....	978
2. Valentin.....	972
3. V. Stephens.....	971
4. Burleson.....	970
5. Petrocelli.....	970
6. Garciparra.....	969
7. E. Scott.....	966
8. Hoffman.....	966
9. Bressoud.....	966
10. Pesky.....	965

CATCHER

1. T. Pena.....	994
2. Varitek.....	994
3. Tillman.....	988
4. R. Ferrell.....	987
5. S. White.....	985
6. Gedman.....	984
7. Fisk.....	983
8. Tebbetts.....	981
9. Criger.....	975
10. Carrigan.....	971

OUTFIELD

1. Ellsbury.....	995
2. Da. Lewis.....	992
3. Betts.....	992
4. Damon.....	991
5. Bradley Jr.....	989
6. Piersall.....	989
7. Geiger.....	988
8. J.D. Drew.....	988
9. Lynn.....	987
10. D. Evans.....	987

PITCHER

1. Monbouquette.....	985
2. Dobson.....	980
3. F. Sullivan.....	979
4. D. Ferris.....	979
5. W. Nixon.....	977
6. Bush.....	974
7. Hughson.....	974
8. Lowe.....	972
9. Pennock.....	971
10. 2 players tied.....	971

NOTE: Min. 200 total chances for pitchers; min. 400 games for all other positions.

Putouts

FIRST BASE

1. Todd.....	8,676
2. G. Scott.....	8,560
3. Vaughn.....	7,842
4. J. Foxx.....	7,126
5. Yastrzemski.....	6,459
6. McInnis.....	5,437
7. LaChance.....	4,860
8. Gernert.....	4,823
9. J. Stahl.....	4,524
10. Youkilis.....	4,488

SECOND BASE

1. Doerr.....	4,928
2. Pedroia.....	2,574
3. H. Ferris.....	2,410
4. M. Barrett.....	1,820
5. Goodman.....	1,420
6. Griffin.....	1,378
7. Remy.....	1,370
8. Regan.....	1,344
9. M. Andrews.....	1,283
10. Ch. Schilling.....	1,119

THIRD BASE

1. Malzone.....	1,270
2. Boggs.....	1,165
3. L. Gardner.....	1,008
4. J. Collins.....	968
5. Tabor.....	853
6. Petrocelli.....	581
7. Pesky.....	520
8. Hobson.....	473
9. Lord.....	463
10. Werber.....	461

SHORTSTOP

1. E. Scott.....	2,310
2. He. Wagner.....	1,923
3. Parent.....	1,856
4. Burleson.....	1,826
5. Cronin.....	1,767
6. Garciparra.....	1,467
7. Petrocelli.....	1,283
8. Buddin.....	1,151
9. Bogaerts.....	1,102
10. Pesky.....	1,097

CATCHER

1. Varitek.....	10,166
2. Fisk.....	5,111
3. Gedman.....	4,675
4. S. White.....	4,458
5. Pena.....	3,212
6. Vázquez.....	3,199
7. Tillman.....	3,075
8. Carrigan.....	2,961
9. León.....	2,897
10. Criger.....	2,876

OUTFIELD

1. D. Evans.....	4,255
2. T. Williams.....	4,159
3. Yastrzemski.....	3,941
4. DiMaggio.....	3,859
5. Rice.....	3,103
6. Hooper.....	2,757
7. Speaker.....	2,562
8. R. Smith.....	2,332
9. Piersall.....	2,239
10. Lynn.....	2,213

PITCHER

1. Clemens.....	214
2. Wakefield.....	213
3. Buchholz.....	132
4. Brewer.....	125
5. B. Stanley.....	122
6. J. Wood.....	121
7. Monbouquette.....	120
8. Boyd.....	110
9. Tiant.....	109
10. Eckersley.....	106

Career Fielding Leaders, Continued

Assists

FIRST BASE

1. J. Foxx.....	614
2. Todd.....	610
3. G. Scott.....	590
4. Vaughn.....	544
5. Yastrzemski.....	512
6. Buckner.....	501
7. Youkilis.....	385
8. Gernert.....	384
9. McInnis.....	346
10. Quintana.....	259

SECOND BASE

1. Doerr.....	5,710
2. Pedroia	4,004
3. H. Ferris.....	3,063
4. M. Barrett.....	2,627
5. Remy.....	1,988
6. Regan.....	1,924
7. Goodman.....	1,635
8. Jo. Reed.....	1,541
9. Griffin.....	1,518
10. M. Andrews.....	1,422

THIRD BASE

1. Boggs.....	2,956
2. Malzone.....	2,824
3. L. Gardner.....	1,821
4. Tabor.....	1,662
5. J. Collins.....	1,573
6. Petrocelli.....	1,453
7. Hobson.....	1,042
8. Pesky.....	978
9. Lowell.....	975
10. Werber.....	811

SHORTSTOP

1. E. Scott.....	3,394
2. Burleson.....	3,240
3. Parent.....	2,979
4. Garciaparra.....	2,721
5. Cronin.....	2,691
6. He. Wagner.....	2,590
7. Petrocelli.....	2,313
8. Bogaerts	2,079
9. Buddin.....	1,877
10. Pesky.....	1,709

CATCHER

1. Criger.....	877
2. Carrigan.....	854
3. Varitek.....	541
4. S. White.....	482
5. Fisk.....	480
6. Gedman.....	381
7. P. Thomas.....	328
8. Cady.....	324
9. R. Ferrell.....	292
10. Walters.....	267

OUTFIELD

1. Hooper.....	260
2. Speaker.....	207
3. Yastrzemski.....	195
4. Du. Lewis.....	180
5. D. Evans.....	151
6. DiMaggio.....	147
7. T. Williams.....	140
8. Rice.....	137
9. Flagstead.....	115
10. Jensen.....	92

PITCHER

1. C. Young.....	689
2. Winter.....	466
3. Mays.....	450
4. Dinneen.....	405
5. J. Wood.....	402
6. B. Stanley.....	357
7. Ja. Russell.....	347
8. Ruth.....	347
9. Brewer.....	343
10. Parnell.....	327

Double Plays

FIRST BASE

1. G. Scott.....	815
2. Vaughn.....	785
3. J. Foxx.....	707
4. Todd.....	677
5. Yastrzemski.....	610
6. Gernert.....	540
7. Youkilis.....	443
8. Goodman.....	406
9. Buckner.....	378
10. McInnis.....	339

SECOND BASE

1. Doerr.....	1,507
2. Pedroia	940
3. M. Barrett.....	578
4. Remy.....	466
5. Goodman.....	443
6. Regan.....	387
7. Griffin.....	362
8. Jo. Reed.....	359
9. H. Ferris.....	340
10. Ch. Schilling.....	322

THIRD BASE

1. Boggs.....	299
2. Malzone.....	286
3. Tabor.....	153
4. Petrocelli.....	150
5. Pesky.....	121
6. L. Gardner.....	108
7. Lowell.....	108
8. J. Collins.....	88
9. Hobson.....	85
10. Foy.....	77

SHORTSTOP

1. Burleson.....	698
2. Cronin.....	565
3. Garciaparra.....	534
4. E. Scott.....	440
5. Buddin.....	438
6. Bogaerts	433
7. Petrocelli.....	433
8. V. Stephens.....	396
9. Valentin.....	388
10. Pesky.....	362

CATCHER

1. S. White.....	79
2. Varitek.....	72
3. Carrigan.....	66
4. Criger.....	62
5. Fisk.....	61
6. Gedman.....	51
7. T. Pena.....	46
8. Walters.....	36
9. R. Ferrell.....	34
10. Tebbetts.....	33

OUTFIELD

1. Speaker.....	64
2. Hooper.....	56
3. D. Evans.....	40
4. Du. Lewis.....	35
5. DiMaggio.....	32
6. T. Williams.....	30
7. Yastrzemski.....	30
8. Flagstead.....	28
9. Bradley Jr.	20
10. C. Stahl.....	20

PITCHER

1. B. Stanley.....	38
2. F. Sullivan.....	30
3. W. Nixon.....	27
4. Parnell.....	27
5. Wakefield.....	26
6. Brewer.....	22
7. Winter.....	20
8. B. Lee.....	19
9. Ruth.....	19
10. 3 players.....	18

Single-Game Fielding Records

First Base

Putouts, 9-inn. game

21	Bill Sweeney	6/24/1931
	Stuffy McInnis	7/19/1918

Putouts, extra-inn. game

31	Bob Unglaub (20 inn.)	7/4/1905(G2)
----	-----------------------	--------------

Assists, 9-inn. game

6	Bill Buckner	6/14/1986
	Stuffy McInnis	8/22/1918

Assists, extra-inn. game

5	Bill Buckner (12 inn.)	7/10/1986
	Bill Buckner (10 inn.)	5/10/1985

Chances accepted, 9-inn. game

++22	Stuffy McInnis	7/19/1918
------	----------------	-----------

Chances accepted, extra-inn. game

32	Bob Unglaub (20 inn.)	7/14/1905(G2)
----	-----------------------	---------------

Double plays, 9-inn. game

5	Many players, last Shaw	4/18/2016
---	-------------------------	-----------

Double plays, extra-inn. game

**6	Adrian González (17 inn.)	5/6/2012
-----	---------------------------	----------

Second Base

Putouts, 9-inn. game

10	Max Bishop	4/30/1934
	Hobe Ferris	5/13/1901

Putouts, extra-inn. game

11	Hobe Ferris (15 inn.)	6/21/1902
----	-----------------------	-----------

Assists, 9-inn. game

11	Hobe Ferris	9/23/1905(G1)
----	-------------	---------------

Assists, extra-inn. game

12	Hobe Ferris (20 inn.)	7/4/1905(G2)
----	-----------------------	--------------

Chances accepted, 9-inn. game

16	Bobby Doerr	5/30/1946(G2)
	Hobe Ferris	5/13/1901

Chances accepted, extra-inn. game

19	Dustin Pedroia (17 inn.)	5/6/2012
----	--------------------------	----------

Double plays, 9-inn. game

5	Dustin Pedroia	4/18/2016
	Bobby Doerr	8/8/1946(G2)

Double plays, extra-inn. game

5	Dustin Pedroia (17 inn.)	5/6/2012
---	--------------------------	----------

Third Base

Putouts, 9-inn. game

6	Many players, last W. Boggs	5/2/1988
---	-----------------------------	----------

Putouts, extra-inn. game

6	Harry Lord (11 inn.)	7/20/1910
---	----------------------	-----------

Assists, 9-inn. game

10	Freddy Sanchez	6/14/2003
	Frank Malzone	9/24/1957
	Vern Stephens	5/23/1951

Assists, extra-inn. game

10	Eddie Foster (13 inn.)	5/5/1920
----	------------------------	----------

Chances accepted, 9-inn. game

**14	Rafael Devers	9/8/2019
------	---------------	----------

Chances accepted, extra-inn. game

14	Jimmy Collins (15 inn.)	6/21/1902
----	-------------------------	-----------

Double plays, 9-inn. game

++4	Wade Boggs	8/9/1985
-----	------------	----------

Double plays, extra-inn. game

3	Frank Malzone (15 inn.)	7/3/1958
	Johnny Tobin (13 inn.)	4/29/1945(G2)

Shortstop

Putouts, 9-inn. game

10	Vern Stephens	6/25/1950(G1)
	Heinie Wagner	7/27/1907

Putouts, extra-inn. game

8	Rabbit Warstler (15 inn.)	7/23/1932(G1)
	Buddy Myer (12 inn.)	6/10/1927
	Heinie Wagner (15 inn.)	7/3/1913

Assists, 9-inn. game

11	Rick Burleson	5/7/1977
	Eddie Bressoud	9/18/1962
	Topper Rigney	7/15/1926(G2)

Assists, extra-inn. game

13	Everett Scott (14 inn.)	9/13/1920
----	-------------------------	-----------

Chances accepted, 9-inn. game

15	Many players, last R. Burleson	7/7/1977
----	--------------------------------	----------

Chances accepted, extra-inn. game

18	Fred Parent (17 inn.)	7/9/1902
----	-----------------------	----------

Double plays, 9-inn. game

5	Many players, last R. Burleson	7/22/1980
---	--------------------------------	-----------

Double plays, extra-inn. game

5	Vern Stephens (11 inn.)	5/5/1948
---	-------------------------	----------

Outfield

Putouts, 9-inn. game

++12	Jacoby Ellsbury, CF	5/20/2009
------	---------------------	-----------

Putouts, extra-inn. game

11	Gary Geiger, CF (13 inn.)	7/4/1963(G1)
	Lu Clinton (15 inn.)	7/13/1962

Assists, 9-inn. game

3	Many players, last R. Smith, RF	9/23/1972
---	---------------------------------	-----------

Assists, extra-inn. game

3	Ted Williams, LF (11 inn.)	5/5/1948
---	----------------------------	----------

Chances accepted, 9-inn. game

**12	Jacoby Ellsbury, CF	5/20/2009
------	---------------------	-----------

Chances accepted, extra-inn. game

11	Gary Geiger, CF (13 inn.)	7/4/1963(G1)
----	---------------------------	--------------

Double plays, 9-inn. game

++3	Ira Flagstead, CF	4/19/1926(G2)
-----	-------------------	---------------

Double plays, extra-inn. game

2	Many players, last J. Damon (13 inn.)	4/8/2004
---	---------------------------------------	----------

Catchers

Putouts, 9-inn. game

++20	Rich Gedman	4/29/1986
------	-------------	-----------

Putouts, extra-inn. game

23	Christian Vázquez (10 inn.)	9/25/2016
----	-----------------------------	-----------

Assists, 9-inn. game

+8	Wally Schang	5/12/1920
----	--------------	-----------

Assists, extra-inn. game

6	Lou Criger (15 inn.)	6/21/1902
---	----------------------	-----------

Chances accepted, 9-inn. game

20	Bill Haselman	9/18/1996
	Rich Gedman	4/29/1986

Chances accepted, extra-inn. game

23	Christian Vázquez (10 inn.)	9/25/2016
----	-----------------------------	-----------

Double plays, 9-inn. game

3	George Bischoff	4/19/1926(G2)
---	-----------------	---------------

Double plays, extra-inn. game

2	Many players, last R. Gedman (14 inn.)	6/20/1982
---	--	-----------

+ML record (since 1900) ++tied for ML record *AL record **tied for AL record

Single-Game Fielding Records, Continued

Pitchers

Putouts, 9-inn. game

5	Al Nipper.....	9/18/1985
	Al Nipper.....	7/15/1984
	Bill Butland.....	8/30/1942(G2)
	Elmer Steele.....	9/14/1908

Putouts, extra-inn. game

4	Rob Woodward (12 inn.).....	10/4/1985
	Jim Lonborg (10 inn.).....	9/7/1969
	Tom Brewer (10 inn.).....	9/13/1956

Assists, 9-inn. game

10	Carl Mays.....	8/26/1916
	Jesse Tannehill.....	4/27/1905

Assists, extra-inn. game

11	Jack Quinn (14 inn.).....	4/29/1922
----	---------------------------	-----------

Chances accepted, 9-inn. game

11	Lloyd Brown.....	9/13/1933
	Jack Russell.....	5/17/1928
	Babe Ruth.....	5/4/1918

Chances accepted, extra-inn. game

12	Carl Mays (17 inn.).....	7/14/1916
----	--------------------------	-----------

Double plays, 9-inn. game

3	Walt Masterson.....	6/25/1950(G2)
	Joe Heving.....	8/17/1938(G2)

Double plays, extra-inn. game

2	Many players, last J. Suppan (11 inn.)...	5/29/1997
---	---	-----------

+ML record (since 1900) ++tied for ML record *AL record

**tied for AL record

Errorless Streaks

Consecutive Games

FIRST BASE

Season:	*135	K. Youkilis.....	4/2-9/30/2007
Career:	*238	K. Youkilis.....	7/5/2006-6/6/2008

SECOND BASE

Season:	73	B. Doerr.....	6/23-9/19/1948(G2)
Career:	114	D. Pedroia.....	8/20/2016-7/18/2017

SHORTSTOP

Season:	57	Al. Gonzalez.....	4/11-6/30/2006
Career:	57	Al. Gonzalez.....	4/11-6/30/2006

THIRD BASE

Season:	77	R. Petrocelli.....	6/8-8/29/1971
Career:	77	R. Petrocelli.....	6/8-8/29/1971

OUTFIELD

Season:	154	J. Ellsbury.....	4/1-9/28/2011
Career:	290	J. Ellsbury.....	7/29/2009-9/1/2012

CATCHER

Season:	90	T. Pena.....	4/10-8/20/1993
Career:	144	P. Daley.....	6/13/1956-9/10/1958

PITCHER (STARTER)

Season:	47	E. Morris.....	4/11-9/27/1928
Career:	96	B. Monbouquette....	9/9/1962-7/4/1965

PITCHER (RELIEVER)

Season:	76	M. Timlin (15 TC).....	4/4-10/2/2004
Career:	257	R. Garces (61 TC).	4/30/1996-7/20/2001

Consecutive Chances

FIRST BASE

Season:	*1,300	S. McInnis.....	5/31-10/2/1921
Career:	*2,002	K. Youkilis.....	7/4/2006-6/6/2008

SECOND BASE

Season:	414	B. Doerr.....	6/22-9/19/1948(G2)
Career:	436	D. Pedroia.....	7/29/2009-5/20/2010

SHORTSTOP

Season:	222	V. Stephens.....	6/4-7/28/1950
Career:	227	R. Petrocelli.....	8/20/1968-5/30/1969

THIRD BASE

Season:	232	R. Petrocelli.....	6/8-8/31/1971
Career:	232	R. Petrocelli.....	6/8-8/31/1971

OUTFIELD

Season:	394	J. Ellsbury.....	4/1-9/28/2011
Career:	707	J. Ellsbury.....	7/28/2009-9/3/2012

CATCHER

Season:	640	S. León.....	5/24-9/30/2018
Career:	1,053	J. Varitek.....	7/24/2009-9/14/2011

PITCHER (STARTER)

Season:	84	Ja. Russell.....	4/20-9/26/1929
Career:	160	B. Monbouquette.....	9/9/1962-7/4/1965

*AL Record

Miscellaneous Fielding

Pitchers Who Have Played Other Positions

YEAR	PITCHER	POSITIONS	YEAR	PITCHER	POSITIONS
2009	Javier Lopez	P-14, RF-1	1916	Sam Jones	P-12, OF-1
1980	Tom Burgmeier	P-62, LF-1	1913	Charles Hall	P-35, 3B-1
1942	Mike Ryba	P-18, C-3	1910	Charles Hall	P-35, OF-3
1940	Jim Bagby, Jr.	P-36, OF-1		Chris Mahoney	P-2, OF-1
1929	Red Ruffing	P-35, OF-2	1906	Ralph Glaze	P-13, 3B-1
1928	D. MacFayden	P-33, OF-1	1904	Jesse Tannehill	P-32, OF-5
1925	Joe Lucey	P-7, SS-3	1902	Tom Hughes	P-9, OF-3
1921	Joe Bush	P-37, OF-4	1901	Fred Mitchell	P-17, INF-3
1920	Joe Bush	P-35, OF-2		George Cuppy	P-13, OF-4
1919	Babe Ruth	P-17, OF-111, 1B-4		Charles Beville	P-2, 1B-1
1918	Babe Ruth	P-20, OF-59, 1B-13			
	Walt Kinney	P-5, OF-1			

Position Players Who Have Caught (Since 1972)

DATE	PLAYER	OPP.	DETAILS
9/8/1993	Steve Lyons	at CWS	PH; caught last of 8th, no chances; Sox lost 8-1
6/8/1989	Randy Kutcher	at NYY	PH; (hit 2-out, 2-R 2B in 9th to tie score 7-7); caught 9th, 10th, 11th (1 PO); Sox lost 8-7
7/17/1987	Mike Greenwell	vs. OAK	Was DH; Sox scored 3 R in last of 9th to tie 4-4; caught 10th (3 PO and 1 E); Sox lost 11-6

Position Players Who Have Pitched

PITCHER	DATE	OPP.	SEASON POSITIONS	PITCHING LINE
Eduardo Núñez	4/5/2019	at ARI	2B-31, 3B-8, SS-6	1.0 IP, 1 H, 1 R, 1 ER, 0 BB, 0 SO
Mitch Moreland	8/25/2017	vs. BAL	1B-138, DH-9	1.0 IP, 2 H, 0 R, 0 ER, 0 BB, 1 SO
Ryan LaMarre	7/2/2016	vs. LAA	LF-2, RF-1	1.0 IP, 2 H, 0 R, 0 ER, 0 BB, 0 SO
Mike Carp	4/24/2014	vs. NYY	1B-20, OF-12, 3B-1	1.0 IP, 0 H, 1 R, 1 ER, 5 BB, 0 SO
Darnell McDonald	5/6/2012	vs. BAL	OF-31, DH-3	1.0 IP, 2 H, 3 R, 3 ER, 2 BB, 0 SO (L)
Darnell McDonald	8/26/2011	vs. OAK	OF-67, DH-8	1.0 IP, 1 H, 2 R, 2 ER, 2 BB, 0 SO
Bill Hall	5/28/2010	vs. KC	OF-65, 2B-51, SS-6, 3B-5	1.0 IP, 0 H, 0 R, 0 ER, 0 BB, 0 SO
Jonathan Van Every	5/8/2010	vs. NYY	OF-21	1.0 IP, 2 H, 2 R, 2 ER, 0 BB, 1 SO
Dusty Brown	9/30/2009	vs. TOR	C-6	1.0 IP, 1 H, 0 R, 0 ER, 0 BB, 1 SO
Nick Green	8/27/2009	vs. CWS	SS-81, 3B-9, 2B-7, OF-3	2.0 IP, 0 H, 0 R, 0 ER, 3 BB, 0 SO
Jonathan Van Every	4/30/2009	at TB	OF-6	0.2 IP, 1 H, 0 R, 0 ER, 1 BB, 0 SO
David McCarty	10/3/2004	at BAL		2.0 IP, 1 H, 0 R, 0 ER, 0 BB, 3 SO
David McCarty	6/12/2004	vs. LA		1.0 IP, 0 H, 0 R, 0 ER, 0 BB, 1 SO
David McCarty	4/9/2004	vs. TOR	1B-67, OF-17	0.2 IP, 1 H, 1 R, 1 ER, 1 BB, 0 SO
Mike Benjamin	6/21/1997	at DET	1B-4, 2B-5, 3B-19, SS-19	1.0 IP, 0 H, 0 R, 0 ER, 0 BB, 0 SO
Andy Tomberlin	5/20/1994	at MIN	OF-11, DH-1	2.0 IP, 1 H, 0 R, 0 ER, 1 BB, 1 SO
Steve Lyons	7/21/1991	vs. MIN	OF-47, INF-31	1.0 IP, 2 H, 0 R, 0 ER, 0 BB, 1 SO
Danny Heep	5/25/1990	at MIN	OF-14, 1B-5	1.0 IP, 4 H, 1 R, 1 ER, 0 BB, 0 SO
George Schmees	9/17/1952	at STL		2.0 IP, 4 H, 2 R, 2 ER, 0 BB, 0 SO
George Schmees	9/20/1952	at WAS	OF-38, 1B-2	4.0 IP, 5 H, 0 R, 0 ER, 2 BB, 2 SO
Eddie Lake	7/16/1944	at NYY	INF-45	2.0 IP, 2 H, 3 R, 1 ER, 1 BB, 0 SO, 2 HB
Eddie Lake	7/9/1944 (G1)	vs. CLE		3.0 IP, 5 H, 3 R, 3 ER, 2 BB, 3 SO
Eddie Lake	7/5/1944	vs. DET		6.0 IP, 6 H, 3 R, 3 ER, 2 BB, 1 SO
Eddie Lake	6/23/1944	vs. WAS		4.0 IP, 3 H, 1 R, 1 ER, 3 BB, 1 SO, 1 HB
Eddie Lake	6/2/1944	at DET		2.0 IP, 0 H, 0 R, 0 ER, 0 BB, 1 SO
Eddie Lake	5/17/1944 (G2)	vs. STL		2.1 IP, 4 H, 3 R, 1 ER, 2 BB, 1 SO
Ted Williams	8/24/1940 (G1)	vs. DET	OF-143	2.0 IP, 3 H, 1 R, 0 ER, 0 BB, 1 SO
Jimmie Foxx	8/6/1939	vs. DET	1B-123	1.0 IP, 0 H, 0 R, 0 ER, 0 BB, 1 SO
Doc Cramer	8/30/1938	vs. STL	OF-140	4.0 IP, 3 H, 2 R, 2 ER, 3 BB, 1 SO
Robert Reeves	9/7/1931	vs. WAS	2B-29	7.1 IP, 6 H, 3 R, 3 ER, 1 BB, 0 SO
Jack Rothrock	9/24/1928	at DET	OF-53, INF-49	1.0 IP, 0 H, 0 R, 0 ER, 0 BB, 0 SO
Doug Taitt	7/25/1928	at CLE	OF-139	1.0 IP, 2 H, 3 R, 3 ER, 2 BB, 1 SO
Henry Eibel	7/7/1920 (G1)	at PHA	OF-5, 1B-1	4.2 IP, 5 H, 2 R, 2 ER, 1 BB, 1 SO
Henry Eibel	7/2/1920	vs. WAS		2.0 IP, 1 H, 0 R, 0 ER, 1 BB, 1 SO
Henry Eibel	6/22/1920	at CLE		3.1 IP, 4 H, 2 R, 2 ER, 1 BB, 3 SO
Tris Speaker	10/7/1914	vs. WAS	OF-156, 1B-1	1.0 IP, 2 H, 1 R, 1 ER, 0 BB, 0 SO
Duffy Lewis	10/3/1913 (G2)	at WAS	OF-142	1.0 IP, 3 H, 2 R, 2 ER, 0 BB, 1 SO
Harry Hooper	10/3/1913 (G2)	at WAS	OF-147	2.0 IP, 2 H, 0 R, 0 ER, 1 BB, 0 SO

Fielding Records

Miscellaneous Fielding, Continued

Opening Day Starts

POS.	PLAYER	# OF LINEUPS	YEARS
RHP	Roger Clemens	8	1988-94, 96
LHP	Jon Lester	4	2011-14
	Mel Parnell	4	1950, 52-54
C	Jason Varitek	10	2000-09
1B	George Scott	7	1967-68, 70-71, 77-79
	Mo Vaughn	7	1992-98
2B	Bobby Doerr	13	1937-41, 43-44, 46-51
SS	Everett Scott	8	1914-21
3B	Wade Boggs	10	1983-92
LF	Carl Yastrzemski	15	1961-72, 74, 78-79
CF	Dom DiMaggio	9	1941-42, 46-52
RF	Dwight Evans	14	1973, 75-76, 78-87, 89
DH	David Ortiz	11	2004-12, 14, 16

NOTE: Carl Yastrzemski started a club-record 22 Opening Days (15 LF, 4 1B, 2 DH, 1 RF). Jack Rothrock had the most Opening Day positions played with 5 from 1928-32 (SS, 3B, LF, CF, RF). Billy Goodman (1B, 2B, LF, RF), Dwight Evans (1B, RF, CF, DH), and Carl Yastrzemski (1B, LF, RF, DH) started at 4 positions.

Triple Plays and Hidden Ball Plays

Recent Red Sox Triple Plays

DATE	OPP.	INN.	BATTER	BASES	DETAILS
8/15/2017	vs. STL	4	Y. Molina	123	Grounder to 3B Devers, touches 3B, to 2B Núñez, to 1B Moreland
8/16/2011	vs. TB (G2)	4	S. Rodriguez	12_	Grounder to 3B Lowrie, touches 3B, to 2B Pedroia, to 1B González
7/8/1994	vs. SEA	6	M. Newfield	12_	Liner caught by SS Valentin, touches 2B, tags runner*
7/28/1979	at TEX	1	A. Oliver	1_3	Pop fly to 2B Brohamer, to 1B Watson, to 3B Hobson
7/23/1979	vs. CAL	8	W. Aikens	123	Liner caught by SS Burleson, touches 2B, to 1B Yastrzemski
5/10/1979	vs. CAL	7	J. Rudi	12_	Pop fly to 2B Remy, to SS Burleson, to 1B Scott
5/25/1972	vs. BAL	4	E. Hendricks	12_	Liner to 1B Josephson, touches 1B, to SS Aparicio who tags runner
7/15/1967	vs. BAL	1	P. Blair	12_	Liner to 3B Foy, to 2B Andrews, to 1B Scott
4/23/1966	vs. CLE	9	M. Alvis	1_3	Grounder to 2B Smith, to SS Petrocelli, to 1B Scott, to C Tillman
8/18/1965	at BAL	1	B. Robinson	12_	Grounder to 3B Malzone, to 2B Mantilla, to 1B Horton, to 3B Malzone
9/28/1963	vs. LAA	7	F. Torres	12_	Bunt to P Smith, to 3B Malzone, to SS Bressoud, to 2B Mantilla (1B)
6/23/1954	at BAL	1	S. Mele	123	Grounder to SS Bolling, to 2B Consolo, to 1B Agganis, to C White

* Unassisted triple play, the 2nd in club history, also 1B George Burns on 9/14/23 vs. Cleveland.

NOTE: The Red Sox have turned 30 triple plays in club history.

Recent Triple Plays by Opponents

DATE	OPP.	INN.	BATTER	BASES	DETAILS
5/2/2017	vs. BAL	8	J. Bradley Jr.	12_	SS Hardy to 2B Schoop, tags runners, touches 2B, to 1B Davis
8/6/2001	vs. TEX	4	S. Hatteberg	12_	Liner to SS Rodriguez, to 2B Velarde, touches 2B, tags runner
6/6/1996	vs. CWS	1	T. Naehring	12_	Grounder to 3B Ventura, touches 3B, to 2B Durham, to 1B Thomas
7/17/1990*	vs. MIN	8	J. Reed	12_	Grounder to 3B Gaetti, touches 3B, to 2B Newman, to 1B Hrbek
7/17/1990*	vs. MIN	4	T. Brunansky	123	Grounder to 3B Gaetti, touches 3B, to 2B Newman, to 1B Hrbek
7/4/1988	at KC	4	J. Rice	12_	Pop fly to CF Wilson, to 2B White, to 1B Brett
4/28/1971	vs. MIL	3	B. Conigliaro	1_3	Grounder to SS Auerbach, to 2B Kubiak, to 1B Hegan, to C Rodriguez
9/4/1966 (G2)	at KCA	1	T. Conigliaro	123	Grounder to SS Campanaris, to 2B Green, to 1B Talton, to C Roof
9/4/1965 (G2)	at NYY	2	B. Tillman	12_	Grounder to 3B Boyer, to 2B Richardson, to 1B Pepitone, to 3B Boyer
4/24/1954	at WAS	3	K. Olson	12_	Bunt pop to P McDermott, to SS Hoderlein, to 1B Sievers
8/29/1953	at CWS	9	K. Olson	12_	Liner to 1B Fain, tags 1B, to SS Carrasquel (2B)

* Red Sox became the first team in major league history to hit into 2 triple plays in the same game.

NOTE: The Red Sox have hit into 33 triple plays in club history.

Recent Red Sox Hidden Ball Plays

PLAYER, POS	DATE	OPP.	INN.	BASE	DETAILS/BASE RUNNER
Julio Lugo, SS	6/8/2007	at ARI	3	2B	Lugo/A. Callaspo
Steve Lyons, 2B	5/13/1991	vs. CWS	4	2B	Lyons/O. Guillen
Marty Barrett, 2B	9/5/1988	at BAL	4	2B	Flip to J. Reed/J. Traber
Marty Barrett, 2B	7/21/1985	vs. CAL	6	2B	Flip to G. Hoffman/D. DeCinces
Marty Barrett, 2B	7/7/1985	at CAL	2	2B	Barrett/B. Grich
Jackie Gutierrez, SS	8/17/1984	vs. MIN	7	2B	Gutierrez/T. Teufel

NOTE: There have been 18 documented hidden ball plays by Red Sox players. Marty Barrett (see above) and SS Johnny Pesky are the only known Sox to do so more than once. Pesky had 3 hidden ball plays vs. Bill Zuber (1942, WAS), Tommy Henrich (1942, NYY), and Buddy Lewis (1947, WAS). Thanks to Bill Deane of SABR for his research.



POSTSEASON

The Red Sox are the only team to win as many as four World Series titles in the 21st century.

Red Sox in the Postseason

The Red Sox have won 4 of the last 16 World Series titles (2004, 2007, 2013, 2018), Major League Baseball's most since 2000. The Sox' 9 World Series titles are tied with the Athletics for 3rd all-time behind the Yankees (27) and Cardinals (11).

The Red Sox are 102-86-1 all-time in postseason play, having advanced to the postseason 24 times in 119 American League seasons (1901-2019), including 16 times in the last 34 years and 10 times in the last 17 years. Boston is 22-15 in 37 postseason series, having gone 7-6 in 13 trips to the AL Division Series (23-25 in Division Series play), 6-5 in 11 trips to the AL Championship Series (30-32 in Championship Series play), and 9-4 in 13 trips to the World Series (49-29-1 in World Series games). Each of the Red Sox' 4 series losses in the Fall Classic was a 7-game set (1946, '67, '75, '86).

The Boston Americans, who became the Red Sox in 1908, won the 1st World Series ever held (1903), 1 of only 4 best-of-9 Series to be played (again in 1919-21). By beating the Pittsburg Pirates of the more established National League, they caused such an embarrassment that the NL refused to participate the following year when the Red Sox repeated as AL Champions.

Boston set a major league record with an 8-game winning streak to close out its run to the World Championship in 2004 (matched in 2005 by the Chicago White Sox, who won their final 8 games en route to the Championship). The Red Sox also had a 7-game winning streak starting from Game 5 of the 2007 ALCS through their World Series win in 2007.

The Red Sox are 54-37-1 in postseason home games, including 47-35-1 at Fenway Park. They also hosted World Series games at the Huntington Avenue Grounds in 1903 and at Braves Field in 1915 and 1916. The Sox clinched World Series titles at home in 1903 at the Huntington Avenue Grounds, in 1912 during Fenway Park's inaugural season, in 1916 at Braves Field, and in 1918 and 2013 at Fenway Park.

Red Sox in the Division Series

YEAR	OPPONENT	WINNER	GAMES	RED SOX LEADING HITTER
1995	Cleveland Indians	Indians	0-3	Luis Alicea .600 (6-for-10)
1998	Cleveland Indians	Indians	1-3	John Valentin .467 (7-for-15)
1999	Cleveland Indians	RED SOX	3-2	Mike Stanley .500 (10-for-20)
2003	Oakland Athletics	RED SOX	3-2	Johnny Damon .316 (6-for-19)
2004	Anaheim Angels	RED SOX	3-0	David Ortiz .545 (6-for-11)
2005	Chicago White Sox	White Sox	0-3	David Ortiz .333 (4-for-12)
2007	Los Angeles Angels	RED SOX	3-0	David Ortiz .714 (5-for-7)
2008	Los Angeles Angels	RED SOX	3-1	Jason Bay .412 (7-for-17)
2009	Los Angeles Angels	Angels	0-3	Jacoby Ellsbury .250 (3-for-12)
2013	Tampa Bay Rays	RED SOX	3-1	Jacoby Ellsbury .500 (9-for-18)
2016	Cleveland Indians	Indians	0-3	Brock Holt .400 (4-for-10)
2017	Houston Astros	Astros	1-3	Hanley Ramirez .571 (8-for-14)
2018	New York Yankees	RED SOX	3-1	J.D. Martinez .357 (5-for-14)

Red Sox in the ALCS

YEAR	OPPONENT	WINNER	GAMES	RED SOX LEADING HITTER
1975	Oakland Athletics	RED SOX	3-0	Carl Yastrzemski .455 (5-for-11)
1986	California Angels	RED SOX	4-3	Spike Owen .429 (9-for-21)
1988	Oakland Athletics	Athletics	0-4	Wade Boggs .385 (5-for-13)
1990	Oakland Athletics	Athletics	0-4	Wade Boggs .438 (7-for-16)
1999	New York Yankees	Yankees	1-4	Jose Offerman .458 (11-for-24)
2003	New York Yankees	Yankees	3-4	Todd Walker .370 (10-for-27)
2004	New York Yankees	RED SOX	4-3	David Ortiz .387 (12-for-31)
2007	Cleveland Indians	RED SOX	4-3	Kevin Youkilis .500 (14-for-28)
2008	Tampa Bay Rays	Rays	3-4	Coco Crisp .450 (9-for-20)
2013	Detroit Tigers	RED SOX	4-2	Jacoby Ellsbury .318 (7-for-22)
2018	Houston Astros	RED SOX	4-1	Rafael Devers .385 (5-for-13)

Red Sox in the World Series

YEAR	OPPONENT	WINNER	GAMES	RED SOX LEADING HITTER
1903	Pittsburg Pirates	BOSTON (AL)	5-3	Chick Stahl .303 (10-for-33)
1904	NO SERIES HELD			
1912	New York Giants	RED SOX	4-3-1	Tris Speaker .300 (9-for-30)
1915	Philadelphia Phillies	RED SOX	4-1	Duffy Lewis .444 (8-for-18)
1916	Brooklyn Dodgers	RED SOX	4-1	Duffy Lewis .353 (6-for-17)
1918	Chicago Cubs	RED SOX	4-2	Wally Schang .444 (4-for-9)
1946	St. Louis Cardinals	Cardinals	3-4	Wally Moses .417 (5-for-12)
1967	St. Louis Cardinals	Cardinals	3-4	Carl Yastrzemski .400 (10-for-25)
1975	Cincinnati Reds	Reds	3-4	Carl Yastrzemski .310 (9-for-29)
1986	New York Mets	Mets	3-4	Marty Barrett .433 (13-for-30)
2004	St. Louis Cardinals	RED SOX	4-0	Bill Mueller .429 (6-for-14)
2007	Colorado Rockies	RED SOX	4-0	Jacoby Ellsbury .438 (7-for-16)
2013	St. Louis Cardinals	RED SOX	4-2	David Ortiz .688 (11-for-16)
2018	Los Angeles Dodgers	RED SOX	4-1	Andrew Benintendi .333 (6-for-18) Steve Pearce .333 (4-for-12)

*min. 10 PA on hitting leaders

Red Sox Postseason Record by Opponent

(Series records in parentheses)

Franchise	ALWC	ALDS	ALCS	WS	Total
Chicago (AL)	--	0-3 (0-1)	--	--	0-3 (0-1)
Chicago (NL)	--	--	--	4-2 (1-0)	4-2 (1-0)
Cincinnati	--	--	--	3-4 (0-1)	3-4 (0-1)
Cleveland	--	4-11 (1-3)	4-3 (1-0)	--	8-14 (2-3)
Colorado	--	--	--	4-0 (1-0)	4-0 (1-0)
Detroit	--	--	4-2 (1-0)	--	4-2 (1-0)
Houston	--	1-3 (0-1)	4-1 (1-0)	--	5-4 (1-1)
Los Angeles (AL)	--	9-4 (3-1)	4-3 (1-0)	--	13-7 (4-1)
Los Angeles (NL)	--	--	--	8-2 (2-0)	8-2 (2-0)
New York (AL)	--	3-1 (1-0)	8-11 (1-2)	--	11-12 (2-2)
New York (NL)	--	--	--	3-4 (0-1)	3-4 (0-1)
Oakland	--	3-2 (1-0)	3-8 (1-2)	--	6-10 (2-2)
Philadelphia	--	--	--	4-1 (1-0)	4-1 (1-0)
Pittsburgh	--	--	--	5-3 (1-0)	5-3 (1-0)
St. Louis	--	--	--	14-10 (2-2)	14-10 (2-2)
San Francisco	--	--	--	4-3-1 (1-0)	4-3-1 (1-0)
Tampa Bay	--	3-1 (1-0)	3-4 (0-1)	--	6-5 (1-1)
Totals	--	23-25 (7-6)	30-32 (6-5)	49-29-1 (9-4)	102-86-1 (22-15)

Most World Series Titles (1903-2019)

Franchise (Current Name)	Titles	Years
New York Yankees	27	1923, '27-28, '32, '36-39, '41, '43, '47, '49-53, '56, '58, '61-62, '77-78, '96, '98-99, 2000, '09
St. Louis Cardinals	11	1926, '31, '34, '42, '44, '46, '64, '67, '82, 2006, '11
Boston Red Sox	9	1903, '12, '15-16, '18, 2004, '07, '13, '18
Oakland Athletics	9	1910-11, '13, '29-30, '72-74, '89
San Francisco Giants	8	1905, '21-22, '33, '54, 2010, '12, '14
Los Angeles Dodgers	6	1955, '59, '63, '65, '81, '88
Cincinnati Reds	5	1919, '40, '75-76, '90
Pittsburgh Pirates	5	1909, '25, '60, '71, '79
Detroit Tigers	4	1935, '45, '68, '84
Atlanta Braves	3	1914, '57, '95
Baltimore Orioles	3	1966, '70, '83
Chicago Cubs	3	1907, '08, 2016
Chicago White Sox	3	1906, '17, 2005
Minnesota Twins	3	1924, '87, '91
Cleveland Indians	2	1920, '48
Kansas City Royals	2	1985, 2015
Miami Marlins	2	1997, 2003
New York Mets	2	1969, '86
Philadelphia Phillies	2	1980, 2008
Toronto Blue Jays	2	1992, '93
Arizona Diamondbacks	1	2001
Houston Astros	1	2017
Los Angeles Angels	1	2002
Washington Nationals	1	2019
Colorado Rockies	0	
Milwaukee Brewers	0	
San Diego Padres	0	
Seattle Mariners	0	
Tampa Bay Rays	0	
Texas Rangers	0	

Red Sox in the Postseason, Continued

Red Sox Career Postseason Batting Leaders

Series Played		Games Played		Plate Appearances		At-Bats	
David Ortiz	14	David Ortiz	76	David Ortiz	340	David Ortiz	275
Jason Varitek	14	Jason Varitek	63	Jason Varitek	252	Jason Varitek	228
Dustin Pedroia	11	Dustin Pedroia	51	Dustin Pedroia	234	Dustin Pedroia	206
Jacoby Ellsbury	9	Manny Ramirez	43	Manny Ramirez	199	Manny Ramirez	165
Trot Nixon	9	Jacoby Ellsbury	38	Jacoby Ellsbury	148	Jacoby Ellsbury	133
Manny Ramirez	9	Trot Nixon	38				
Runs Scored		RBI		Hits		Singles	
David Ortiz	51	David Ortiz	57	David Ortiz	80	David Ortiz	42
Jason Varitek	37	Manny Ramirez	38	Jason Varitek	54	Manny Ramirez	36
Dustin Pedroia	32	Jason Varitek	33	Manny Ramirez	53	Dustin Pedroia	29
Manny Ramirez	29	Dustin Pedroia	25	Dustin Pedroia	48	Jason Varitek	29
Jacoby Ellsbury	26	Trot Nixon	22	Jacoby Ellsbury	40	Jacoby Ellsbury	27
Doubles		Triples		Home Runs		Extra-Base Hits	
David Ortiz	19	Buck Freeman	3	David Ortiz	17	David Ortiz	38
Dustin Pedroia	14	Freddy Parent	3	Manny Ramirez	11	Jason Varitek	25
Jason Varitek	12	Tris Speaker	3	Jason Varitek	11	Dustin Pedroia	19
Jacoby Ellsbury	11	Chick Stahl	3	Nomar Garciaparra	7	Manny Ramirez	17
Trot Nixon	10	8 players tied	2	Kevin Youkilis	6	Kevin Youkilis	16
Walks		Stolen Bases		Batting Average*		On-Base Percentage*	
David Ortiz	59	Jacoby Ellsbury	11	Jose Offerman	.429	Jose Offerman	.520
Manny Ramirez	31	Johnny Damon	8	Carl Yastrzemski	.369	Spike Owen	.460
Dustin Pedroia	23	6 players tied	3	Spike Owen	.366	Jason Bay	.452
Mark Bellhorn	15			John Valentin	.347	Carl Yastrzemski	.447
Dwight Evans	15			Mike Stanley	.340	Manny Ramirez	.422
Slugging Percentage*		OPS*		Total Bases		Times on Base	
John Valentin	.639	Jose Offerman	1.091	David Ortiz	154	David Ortiz	141
Nomar Garciaparra	.625	Carl Yastrzemski	1.047	Jason Varitek	103	Manny Ramirez	84
Carl Yastrzemski	.600	John Valentin	1.046	Manny Ramirez	92	Dustin Pedroia	73
Jose Offerman	.571	Nomar Garciaparra	1.016	Dustin Pedroia	77	Jason Varitek	73
Kevin Youkilis	.568	Jason Bay	1.003	Kevin Youkilis	63	Jacoby Ellsbury	53

*Min. 50 PA

Red Sox Career Postseason Pitching Leaders

Series Played		Appearances		Games Started		Relief Appearances	
Tim Wakefield	10	Mike Timlin	28	Jon Lester	11	Mike Timlin	28
Mike Timlin	9	Alan Embree	19	Pedro Martinez	11	Alan Embree	19
Jon Lester	8	Jonathan Papelbon	18	Roger Clemens	9	Jonathan Papelbon	18
Derek Lowe	8	Derek Lowe	17	Tim Wakefield	9	Hideki Okajima	17
Pedro Martinez	8	Hideki Okajima	17	Josh Beckett	8	Koji Uehara	15
				Curt Schilling	8		
Earned Run Average*		Wins		Losses		Saves	
Joe Dobson	0.00	Jon Lester	6	Tim Wakefield	7	Jonathan Papelbon	7
Hugh Bedient	0.50	Pedro Martinez	6	Jon Lester	4	Koji Uehara	7
Joe Kelly	0.51	Curt Schilling	6	Derek Lowe	4	Craig Kimbrel	6
Koji Uehara	0.57	Josh Beckett	5	Bret Saberhagen	3	Keith Foulke	3
Keith Foulke	0.64	Derek Lowe	4	Calvin Schiraldi	3	Scott Williamson	3
Strikeouts		Innings Pitched		Opponent AVG*		WHIP*	
Pedro Martinez	80	Pedro Martinez	79.1	Joe Dobson	.091	Koji Uehara	0.51
Jon Lester	68	Jon Lester	76.2	Dutch Leonard	.133	Joe Dobson	0.55
Josh Beckett	52	Derek Lowe	62.0	Keith Foulke	.140	Dutch Leonard	0.67
Tim Wakefield	47	Roger Clemens	55.2	Jonathan Papelbon	.154	Jim Lonborg	0.67
Roger Clemens	45	Tim Wakefield	54.0	Koji Uehara	.154	Joe Kelly	0.68

*Min. 10.0 IP

Red Sox in the Postseason, Continued

2018 American League Division Series

(Red Sox 3, Yankees 1)

Game 1

at **BOSTON (Night)** | Friday, October 5

	R	H	E
New York	0	0	0
Boston	3	0	2

HAPP (L), Green (3), Lynn (5), Britton (7), Robertson (8) and Sánchez
 SALE (W), Brasier (6), Workman (6), Barnes (7), Porcello (8), Kimbrel (8-SV) and León
 HR—Judge (1), Martínez (1)
 T—3:41; A—39,059

Game 2

at **BOSTON (Night)** | Saturday, October 6

	R	H	E
New York	1	2	0
Boston	0	0	0

TANAKA (W), Betances (6), Britton (8), Chapman (9) and Sánchez
 PRICE (L), Kelly (2), Brasier (5), Workman (6), Rodriguez (6), Hembree (8) and León,
 Vázquez (8)
 HR—Judge (2), Sánchez 2 (2), Bogaerts (1)
 T—3:31; A—39,151

Game 3

at **NEW YORK (Night)** | Monday, October 8

	R	H	E
Boston	1	0	2
New York	0	0	0

EOVALDI (W), Hembree (8), Rodriguez (9) and Vázquez
 SEVERINO (L), Lynn (4), Green (4), Holder (6), Tarpley (8), Romine (9) and Sánchez
 HR—Holt (1)
 T—3:41; A—49,657

Game 4

at **NEW YORK (Night)** | Tuesday, October 9

	R	H	E
Boston	0	0	3
New York	0	0	0

PORCELLO (W), Barnes (6), Brasier (7), Sale (8), Kimbrel (9-SV) and Vázquez
 SABATHIA (L), Britton (4), Robertson (6), Betances (7), Chapman (9) and Sánchez
 HR—Vázquez (1)
 T—3:28; A—49,641

2018 ALDS Statistics

Batter	AVG	G	AB	R	H	2B	3B	HR	RBI	GW	SH	SF	HB	BB	SO	SB	CS	E
Benintendi	.286	4	14	5	4	1	0	0	3	0	0	0	1	3	3	2	0	0
Betts	.188	4	16	3	3	1	0	0	2	0	0	0	0	3	4	0	0	0
Bogaerts	.294	4	17	2	5	0	0	1	2	0	0	1	0	1	1	0	0	0
Bradley Jr.	.167	4	12	2	2	1	0	0	0	0	0	0	0	3	3	1	0	0
Devers	.286	2	7	2	2	0	0	0	1	0	0	0	0	0	1	1	0	0
Holt	.667	1	6	3	4	1	1	1	5	0	0	0	0	0	0	0	0	0
Kinsler	.308	4	13	3	4	2	0	0	2	0	0	0	0	1	7	1	0	0
León	.000	2	5	0	0	0	0	0	0	0	1	0	0	0	0	0	0	0
Martínez	.357	4	14	1	5	0	0	1	6	2	0	2	0	3	0	0	0	0
Moreland	.333	2	3	1	1	0	0	0	0	0	0	0	0	0	1	0	0	0
Núñez	.182	3	11	0	2	1	0	0	1	0	0	0	0	1	2	0	0	1
Pearce	.333	4	12	3	4	0	0	0	2	0	0	0	0	2	4	0	0	0
Swihart	.000	1	1	0	0	0	0	0	0	0	0	0	0	0	1	0	0	0
Vázquez	.333	3	9	2	3	0	0	1	2	1	0	0	0	1	2	0	0	0
Red Sox	.279	4	140	27	39	7	1	4	26	3	1	3	1	18	29	5	0	1
Yankees	.214	4	131	14	28	2	0	4	14	1	1	2	1	15	31	0	0	1

Pitcher	W	L	ERA	G	GS	CG	SHO	SV	IP	H	R	ER	HR	HB	BB	SO	WP
Barnes	0	0	0.00	2	0	0	0	0	2.0	0	0	0	0	0	1	1	1
Brasier	0	0	0.00	3	0	0	0	0	2.1	1	0	0	0	0	2	4	1
Eovaldi	1	0	1.29	1	1	0	0	0	7.0	5	1	1	0	0	0	5	0
Hembree	0	0	0.00	2	0	0	0	0	3.0	0	0	0	0	0	3	2	0
Kelly	0	0	0.00	1	0	0	0	0	2.1	1	0	0	0	0	0	1	0
Kimbrel	0	0	11.57	2	0	0	0	2	2.1	2	3	3	1	1	2	4	0
Porcello	1	0	1.59	2	1	0	0	0	5.2	5	1	1	0	0	0	1	0
Price	0	1	16.20	1	1	0	0	0	1.2	3	3	3	2	0	2	0	0
Rodriguez	0	0	10.12	2	0	0	0	0	2.2	2	3	3	1	0	2	2	0
Sale	1	0	2.84	2	1	0	0	0	6.1	5	2	2	0	0	2	9	0
Workman	0	0	13.50	2	0	0	0	0	0.2	4	1	1	0	0	1	2	0
Red Sox	3	1	3.50	4	4	0	0	2	36.0	28	14	14	4	1	15	31	2
Yankees	1	3	6.94	4	4	0	0	0	35.0	39	27	27	4	1	18	29	3

Red Sox in the Postseason

Red Sox in the Postseason, Continued

2018 American League Championship Series

(Red Sox 4, Astros 1)

Game 1

at BOSTON (Night) | Saturday, October 13

	R	H	E
Houston	0	2	0
Boston	0	0	0

VERLANDER (W), Pressly (7), McCullers Jr. (8), McHugh (9) and Maldonado Sale, KELLY (5-L), Barnes (6), Brasier (8), Workman (9), Hembree (9) and León, Vázquez (5)
 HR—Reddick (1), Gurrriel (1)
 T—4:03; A—38,007

Game 2

at BOSTON (Night) | Sunday, October 14

	R	H	E
Houston	0	2	0
Boston	2	0	3

COLE (L), McCullers Jr. (7), James (7), Rondon (8), Sipp (8) and Maldonado Price, BARNES (5-W), Brasier (7), Porcello (8), Kimbrel (9-SV) and Vázquez, León (8)
 HR—Gonzalez (1)
 T—3:45; A—37,960

Game 3

at HOUSTON (Night) | Tuesday, October 16

	R	H	E
Boston	2	0	0
Houston	1	0	0

EOVALDI (W), Brasier (7), Barnes (8), Kelly (8), Rodríguez (9) and Vázquez, León (8)
 Keuchel, SMITH (6-L), Sipp (6), Pressly (7), Osuna (8), McHugh (8), Rondon (9) and McCann
 HR—Pearce (1), Bradley Jr. (1)
 T—3:52; A—43,102

Game 4

at HOUSTON (Night) | Wednesday, October 17

	R	H	E
Boston	2	0	1
Houston	0	1	2

Porcello, KELLY (5-W), Rodríguez (6), Brasier (6), Barnes (7), Kimbrel (8-SV) and Vázquez, León (7)
 Morton, JAMES (3-L), Pressly (7), McCullers Jr. (7), Sipp (9), McHugh (9) and Maldonado, McCann (8)
 HR—Bradley Jr. (2), Springer (4), Kemp (1)
 T—4:33; A—43,277

Game 5

at HOUSTON (Night) | Thursday, October 18

	R	H	E
Boston	0	0	1
Houston	0	0	0

PRICE (W), Barnes (7), Eovaldi (7), Kimbrel (9-SV) and Vázquez, León (8)
 VERLANDER (L), Osuna (7) and Maldonado, McCann (8)
 HR—J.D. Martinez (2), Devers (1), Gonzalez (2)
 T—3:32; A—43,210

2018 ALCS Statistics

Batter	AVG	G	AB	R	H	2B	3B	HR	RBI	GW	SH	SF	HB	BB	SO	SB	CS	E
Benintendi	.208	5	24	4	5	2	0	0	1	0	0	0	0	0	7	0	0	0
Betts	.217	5	23	5	5	2	0	0	1	0	0	0	1	1	2	0	0	0
Bogaerts	.263	5	19	1	5	1	0	0	3	0	0	0	0	3	1	0	0	0
Bradley Jr.	.200	5	15	3	3	1	0	2	9	2	0	0	1	4	3	0	1	0
Devers	.385	4	13	4	5	0	0	1	6	0	0	0	0	2	5	0	0	0
Holt	.111	4	9	1	1	0	0	0	1	0	0	0	1	1	3	0	0	0
Kinsler	.182	4	11	1	2	1	0	0	0	0	0	0	0	0	4	0	0	0
León	.000	5	2	1	0	0	0	0	0	0	0	0	0	0	1	0	0	0
Martínez	.278	5	18	3	5	1	0	1	3	1	0	0	0	4	4	0	0	0
Moreland	.500	5	6	1	3	1	0	0	2	0	0	0	1	1	1	0	0	0
Núñez	.200	2	5	0	1	0	0	0	0	0	0	0	0	1	0	0	0	1
Pearce	.214	4	14	4	3	1	0	1	1	1	0	0	0	3	4	0	0	0
Vázquez	.154	5	13	1	2	1	0	0	0	0	0	0	0	0	3	0	0	0
Red Sox	.233	5	172	29	40	11	0	5	27	4	0	0	4	20	38	0	1	2
Astros	.219	5	169	21	37	10	0	6	21	1	0	0	5	25	43	2	2	3

Pitcher	W	L	ERA	G	GS	CG	SHO	SV	IP	H	R	ER	HR	HB	BB	SO	WP
Barnes	1	0	2.08	5	0	0	0	0	4.1	1	1	1	1	0	4	4	0
Brasier	0	0	0.00	4	0	0	0	0	4.2	3	0	0	0	1	2	2	0
Eovaldi	1	0	2.45	2	1	0	0	0	7.1	7	2	2	0	0	2	5	0
Hembree	0	0	0.00	1	0	0	0	0	0.2	0	0	0	0	0	1	0	0
Kelly	1	1	3.00	3	0	0	0	0	3.0	3	2	1	0	1	0	2	2
Kimbrel	0	0	4.50	3	0	0	0	3	4.0	4	2	2	0	1	4	4	1
Porcello	0	0	7.20	2	1	0	0	0	5.0	7	4	4	2	1	1	5	0
Price	1	0	3.38	2	2	0	0	0	10.2	8	4	4	1	0	4	13	0
Rodríguez	0	0	0.00	2	0	0	0	0	1.0	0	0	0	0	0	1	2	0
Sale	0	0	4.50	1	1	0	0	0	4.0	1	2	2	0	1	4	5	0
Workman	0	0	108.00	1	0	0	0	0	0.1	3	4	4	2	0	2	1	0
Red Sox	4	1	4.00	5	5	0	0	3	45.0	37	21	20	6	5	25	43	3
Astros	1	4	5.52	5	5	0	0	0	44.0	40	29	27	5	4	20	38	7

Red Sox in the Postseason

Red Sox in the Postseason, Continued

2018 World Series

(Red Sox 4, Dodgers 1)

Game 1

at BOSTON (Night) | Tuesday, October 23

	R	H	E
Los Angeles	0	1	1
Boston	2	0	1

KERSHAW (L), Madson (5), Urias (6), Báez (7), Wood (7) and Barnes, Grandal (7) Sale, BARNES (5-W), Kelly (6), Brasier (7), Rodriguez (7), Eovaldi (8), Kimbrel (9) and León

HR—Kemp (1), Núñez (1)
T—3:52; A—38,454

Game 2

at BOSTON (Night) | Wednesday, October 24

	R	H	E
Los Angeles	0	0	0
Boston	0	1	0

RYU (L), Madson (5), Urias (6), Maeda (7), Alexander (7), Báez (8) and Barnes, Grandal (7)

PRICE (W), Kelly (7), Eovaldi (8), Kimbrel (9-SV) and Vázquez
HR—None
T—3:12; A—38,644

Game 3

at LOS ANGELES (Night) | Friday, October 26

	R	H	E
Boston	0	0	0
Los Angeles	0	1	1

Porcello, Rodriguez (5), Kelly (6), Brasier (7), Barnes (8), Price (9), Kimbrel (9), Hembree (11), EOVALDI (12-L) and Vázquez, León (12) Buehler, Jansen (8), Báez (10), Madson (12), Alexander (12), Floro (13), Maeda (15), Urias (17), WOOD (18-W) and Grandal, Barnes (8)

HR—Bradley Jr. (3), Pederson (2), Muncy (3)
T—7:20; A—53,114

Game 4

at LOS ANGELES (Night) | Saturday, October 27

	R	H	E
Boston	0	0	0
Los Angeles	0	0	0

Rodriguez, Barnes (6), KELLY (7-W), Kimbrel (9) and Vázquez, León (7), Swihart (9) Hill, Alexander (7), Madson (7), Jansen (8), FLORO (9-L), Wood (9), Maeda (9) and Barnes, Grandal (8)

HR—Moreland (1), Pearce (2), Puig (2), Hernández (2)
T—3:57; A—54,400

Game 5

at LOS ANGELES (Night) | Sunday, October 28

	R	H	E
Boston	2	0	0
Los Angeles	1	0	0

PRICE (W), Kelly (8), Sale (9) and Vázquez
KERSHAW (L), Báez (8), Jansen (9) and Barnes, Grandal (9)

HR—Pearce 2 (4), Betts (1), Martinez (3), Freese (2)
T—3:00; A—54,367

2018 World Series Statistics

Batter	AVG	G	AB	R	H	2B	3B	HR	RBI	GW	SH	SF	HB	BB	SO	SB	CS	E
Benintendi	.333	5	18	6	1	0	0	0	1	0	0	0	0	1	3	0	0	0
Betts	.217	5	23	5	5	1	0	1	1	0	0	0	0	3	6	1	0	0
Bogaerts	.136	5	22	2	3	1	0	0	2	1	0	0	0	3	6	0	0	0
Bradley Jr.	.231	5	13	1	3	0	0	1	1	0	0	0	0	2	3	0	1	0
Devers	.214	5	14	1	3	0	0	0	2	1	0	0	0	1	7	0	0	0
Eovaldi	.000	1	2	0	0	0	0	0	0	0	0	0	0	0	2	0	0	0
Holt	.167	3	12	3	2	1	0	0	0	0	0	0	0	3	1	1	0	0
Kinsler	.100	3	10	0	1	0	0	0	1	0	0	0	0	0	3	0	0	2
León	.500	3	6	0	3	1	0	0	0	0	0	0	0	1	3	0	0	0
Martínez	.278	5	18	2	5	1	0	1	5	1	0	0	0	3	7	0	1	0
Moreland	.125	4	8	1	1	0	0	1	3	0	0	0	0	0	4	0	0	0
Núñez	.300	3	10	1	3	0	0	1	3	0	0	0	0	0	3	0	0	0
Pearce	.333	5	12	5	4	1	0	3	8	1	0	0	0	4	0	0	0	0
Price	.000	2	3	0	0	0	0	0	0	0	0	0	0	1	0	0	0	0
Rodriguez	.000	2	1	0	0	0	0	0	0	0	0	0	1	0	1	0	0	0
Swihart	.000	2	2	0	0	0	0	0	0	0	0	0	0	0	0	0	0	0
Vázquez	.200	4	15	1	3	0	0	0	0	0	0	0	0	0	3	0	0	1
Red Sox	.222	5	189	28	42	7	0	8	27	4	1	0	1	21	53	2	2	2
Dodgers	.180	5	189	16	34	3	1	6	14	1	0	2	1	17	56	0	1	1

Pitcher	W	L	ERA	G	GS	CG	SHO	SV	IP	H	R	ER	HR	HB	BB	SO	WP
Barnes	1	0	0.00	3	0	0	0	0	2.1	2	0	0	0	0	1	4	1
Brasier	0	0	5.40	2	0	0	0	0	1.2	3	1	1	0	0	1	1	0
Eovaldi	0	1	1.13	3	0	0	0	0	8.0	3	2	1	1	0	1	6	0
Hembree	0	0	0.00	1	0	0	0	0	1.0	0	0	0	0	0	1	1	0
Kelly	1	0	0.00	5	0	0	0	0	6.0	4	0	0	0	0	0	10	0
Kimbrel	0	0	4.15	4	0	0	0	1	4.1	3	2	2	1	0	2	2	0
Porcello	0	0	1.93	1	1	0	0	0	4.2	3	1	1	1	0	1	5	0
Price	2	0	1.98	3	2	0	0	0	13.2	7	3	3	1	0	6	10	0
Rodriguez	0	0	5.68	3	1	0	0	0	6.1	4	4	4	1	1	2	7	0
Sale	0	0	5.40	2	1	0	0	0	5.0	5	3	3	1	0	2	10	0
Red Sox	4	1	2.55	5	5	0	0	1	53.0	34	16	15	6	1	17	56	1
Dodgers	1	4	4.85	5	5	0	0	0	52.0	42	28	28	8	1	21	53	2

Red Sox in the Postseason

Red Sox in the Postseason, Continued

2017 American League Division Series

(Astros 3, Red Sox 1)

Game 1

at HOUSTON (Day) | Thursday, October 5

	R	H	E
Boston	0	1	0
Houston	2	0	0

SALE (L), Kelly (6), Maddox (7), Porcello (8) and León
 VERLANDER (W), Devenski (7), Harris (8), Liriano (8), Musgrove (9) and McCann
 HR—Bregman (1), Altuve 3 (3)
 T—3:26; A—43,102

Game 2

at HOUSTON (Day) | Friday, October 6

	R	H	E
Boston	0	1	0
Houston	2	0	2

POMERANZ (L), Smith (3), Price (3), Rodriguez (6), Reed (6), Maddox (7),
 Kimbrel (8) and Vázquez
 KEUCHEL (W), Devenski (6), Gregerson (8), Giles (9) and McCann
 HR—Springer (1), Correa (1)
 T—4:00; A—43,410

Game 3

at BOSTON (Day) | Sunday, October 8

	R	H	E
Houston	3	0	0
Boston	0	1	3

Peacock, LIRIANO (3-L), McCullers (4), Devenski (7), Musgrove (7), Gregerson (8)
 and McCann, Centeno (8)
 Fister, KELLY (2-W), Price (4), Reed (8), Smith (9) and León
 HR—Correa (2), Devers (1), Bradley Jr. (1)
 T—3:38; A—38,010

Game 4

at BOSTON (Day) | Monday, October 9

	R	H	E
Houston	1	1	0
Boston	1	0	0

Morton, VERLANDER (5-W), Giles (8-SV) and McCann
 Porcello, SALE (4-L), Kimbrel (8), Maddox (9) and Vázquez
 HR—Bregman (2), Bogaerts (1), Benintendi (1), Devers (2)
 T—4:07; A—37,305

2017 ALDS Statistics

Batter	AVG	G	AB	R	H	2B	3B	HR	RBI	GW	SH	SF	HB	BB	SO	SB	CS	E
Benintendi	.250	4	16	2	4	0	0	1	2	0	0	0	0	1	3	0	0	0
Betts	.313	4	16	2	5	2	0	0	0	0	0	0	0	1	4	1	0	1
Bogaerts	.059	4	17	2	1	0	0	1	1	0	0	0	0	1	4	0	0	0
Bradley	.200	4	15	1	3	0	0	1	5	0	0	0	0	0	6	0	0	0
Davis	-	1	0	0	0	0	0	0	0	0	0	0	0	0	0	0	0	0
Devers	.364	4	11	3	4	0	0	2	5	1	0	1	0	2	4	0	0	1
Holt	-	1	0	0	0	0	0	0	0	0	0	0	0	0	0	0	0	0
León	.500	2	8	0	4	0	0	0	2	0	0	0	0	0	2	0	0	0
Marrero	.000	1	2	0	0	0	0	0	0	0	0	0	0	0	2	0	0	0
Moreland	.385	4	13	4	5	2	0	0	0	0	0	0	0	2	2	0	0	0
Núñez	.000	1	1	0	0	0	0	0	0	0	0	0	0	0	0	0	0	0
Pedroia	.125	4	16	0	2	0	0	0	0	0	0	0	0	2	2	0	0	0
Ramirez	.571	4	14	2	8	2	0	0	3	0	0	0	0	1	2	0	0	0
Vázquez	.333	2	6	1	2	0	0	0	0	0	0	0	0	2	2	0	0	0
Young	.500	1	2	1	1	1	0	0	0	0	0	0	0	0	0	1	0	0
Red Sox	.285	4	137	18	39	7	0	5	18	1	0	1	0	12	33	2	0	2
Astros	.333	4	147	24	49	9	1	8	22	3	0	0	3	14	30	0	1	2

Pitcher	W	L	ERA	G	GS	CG	SHO	SV	IP	H	R	ER	HR	HB	BB	SO	WP
Fister	0	0	20.25	1	1	0	0	0	1.1	4	3	3	1	0	1	1	1
Kelly	1	0	0.00	2	0	0	0	0	2.2	4	0	0	0	0	0	1	1
Kimbrel	0	0	4.50	2	0	0	0	0	2.0	4	1	1	0	1	1	2	1
Maddox	0	0	4.50	2	0	0	0	0	2.0	3	1	1	1	0	2	2	0
Pomeranz	0	1	18.00	1	1	0	0	0	2.0	5	4	4	2	0	1	1	0
Porcello	0	0	4.50	2	1	0	0	0	4.0	5	2	2	0	1	3	4	1
Price	0	0	0.00	2	0	0	0	0	6.2	5	0	0	0	0	2	6	0
Reed	0	0	7.71	3	0	0	0	0	2.1	3	2	2	0	0	1	0	0
Rodriguez	0	0	-	1	0	0	0	0	0.0	1	2	2	0	1	0	0	0
Sale	0	2	8.38	2	1	0	0	0	9.2	13	9	9	4	0	1	12	0
Smith	0	0	0.00	2	0	0	0	0	1.1	2	0	0	0	0	2	1	0
Red Sox	1	3	6.35	4	4	0	0	0	34.0	49	24	24	8	3	14	30	4
Astros	3	1	4.63	4	4	0	0	1	35.0	39	18	18	5	0	12	33	1

Red Sox in the Postseason

Red Sox in the Postseason, Continued

2016 American League Division Series

(Indians 3, Red Sox 0)

Game 1

at CLEVELAND (Night) | Thursday, October 6

	R	H	E
Boston	1	0	1
Cleveland	0	1	3

PORCELLO (L), Pomeranz (5), Kelly (7), Uehara (8) and León
 Bauer, MILLER (5-W), Shaw (7), Allen (8-SV) and Pérez
 HR—Benintendi (1), León (1), Holt (1), Pérez (1), Kipnis (1), Lindor (1)
 T—3:33; A—37,762

Game 2

at CLEVELAND (Day) | Friday, October 7

	R	H	E
Boston	0	0	0
Cleveland	0	4	0

PRICE (L), Barnes (4), Ross (6), Ziegler (6), Kelly (7), Kimbrel (8) and León
 KLUBER (W), Otero (8), Shaw (9) and Pérez
 HR—Chisenhall (1)
 T—3:19; A—37,842

Game 3

at BOSTON (Night) | Monday, October 10

	R	H	E
Cleveland	0	0	0
Boston	0	0	0

TOMLIN (W), Miller (6), Shaw (8), Allen (8-SV) and Pérez
 BUCHHOLZ (L), Pomeranz (5), Kelly (6), Uehara (8), Kimbrel (9) and León
 HR—Crisp (1)
 T—3:41; A—39,530

2016 ALDS Statistics

Batter	AVG	G	AB	R	H	2B	3B	HR	RBI	GW	SH	SF	HB	BB	SO	SB	CS	E
Benintendi	.333	3	9	1	3	1	0	1	2	0	0	0	0	1	0	0	0	0
Betts	.200	3	10	1	2	1	0	0	0	0	0	0	0	2	1	0	0	0
Bogaerts	.250	3	12	1	3	0	0	0	0	0	0	0	0	0	4	0	0	0
Bradley Jr.	.100	3	10	0	1	0	0	0	0	0	0	0	1	0	7	0	0	0
Hernandez	-	2	0	0	0	0	0	0	0	0	0	0	0	0	0	0	0	0
Hill	.000	1	1	0	0	0	0	0	0	0	0	0	0	0	1	0	0	0
Holt	.400	3	10	1	4	1	0	1	1	0	0	0	0	0	2	0	0	0
León	.100	3	10	1	1	0	0	1	1	0	0	0	0	1	5	0	0	0
Ortiz	.111	3	9	0	1	1	0	0	1	0	0	1	0	2	1	0	0	0
Pedroia	.167	3	12	2	2	1	0	0	0	0	0	0	0	2	5	0	0	1
Ramirez	.250	3	12	0	3	2	0	0	2	0	0	0	0	0	4	0	0	0
Shaw	.500	1	2	0	1	0	0	0	0	0	0	0	0	0	0	0	0	0
Young	.000	1	1	0	0	0	0	0	0	0	0	0	0	1	0	0	0	0
Red Sox	.214	3	98	7	21	7	0	3	7	0	1	1	1	8	31	0	0	1
Indians	.271	3	96	15	26	3	0	5	15	3	2	1	1	6	30	1	1	0
Pitcher	W	L	ERA	G	GS	CG	SHO	SV	IP	H	R	ER	HR	HB	BB	SO	WP	
Barnes	0	0	0.00	1	0	0	0	0	1.2	3	1	0	0	0	0	1	0	
Buchholz	0	1	4.50	1	1	0	0	0	4.0	6	2	2	0	0	1	4	0	
Kelly	0	0	0.00	3	0	0	0	0	3.2	0	0	0	0	0	0	3	0	
Kimbrel	0	0	0.00	2	0	0	0	0	1.1	0	0	0	0	0	0	3	0	
Pomeranz	0	0	4.91	2	0	0	0	0	3.2	4	2	2	1	0	2	7	0	
Porcello	0	1	10.38	1	1	0	0	0	4.1	6	5	5	3	1	0	6	0	
Price	0	1	13.50	1	1	0	0	0	3.1	6	5	5	1	0	2	3	0	
Ross Jr.	0	0	0.00	1	0	0	0	0	0.1	0	0	0	0	0	0	1	0	
Uehara	0	0	0.00	2	0	0	0	0	2.0	1	0	0	0	0	0	1	0	
Ziegler	0	0	0.00	1	0	0	0	0	0.2	0	0	0	0	0	1	1	0	
Red Sox	0	3	5.04	3	3	0	0	0	25.0	26	15	14	5	1	6	30	0	
Indians	3	0	2.33	3	3	0	1	2	27.0	21	7	7	3	1	8	31	0	

Red Sox in the Postseason

Red Sox in the Postseason, Continued

2013 American League Division Series

(Red Sox 3, Rays 1)

Game 1

at BOSTON (Day) | Friday, October 4

	R	H	E
Tampa Bay	0	1	0
Boston	0	0	0

MOORE (L), W. Wright (5), Archer (5), Torres (7), J. Wright (8) and Lobaton
 LESTER (W), Tazawa (8), Dempster (9) and Saltalamacchia
 HR—Rodriguez (1), Zobrist (1)
 T—3:33; A—38,177

Game 2

at BOSTON (Night) | Saturday, October 5

	R	H	E
Tampa Bay	0	1	0
Boston	2	0	2

PRICE (L), McGee (8) and Molina, Lobaton (6)
 LACKEY (W), Breslow (6), Tazawa (8), Uehara (9-SV) and Ross
 HR—Ortiz 2 (2)
 T—3:14; A—38,705

Game 3

at TAMPA BAY (Night) | Monday, October 7

	R	H	E
Boston	1	0	0
Tampa Bay	0	0	0

Buchholz, Breslow (7), Tazawa (7), Morales (8), Workman (8), UEHARA (9-L)
 and Saltalamacchia
 Cobb, Torres (6), Peralta (7), McGee (8), RODNEY (9-W) and Molina, Lobaton (9)
 HR—Longoria (1), Lobaton (1)
 T—4:19; A—33,675

Game 4

at TAMPA BAY (Night) | Tuesday, October 8

	R	H	E
Boston	0	0	0
Tampa Bay	0	0	0

Peavy, BRESLOW (6-W), Tazawa (8), Uehara (8-SV) and Saltalamacchia, Ross (7)
 HELLICKSON, J. Wright (2), Moore (3), Torres (5), McGEE (7-L), Peralta (7), Rodney (9),
 Archer (9), W. Wright (9) and Lobaton, Molina (9)
 HR—None
 T—3:49; A—32,807

2013 ALDS Statistics

Batter	AVG	G	AB	R	H	2B	3B	HR	RBI	GW	SH	SF	HB	BB	SO	SB	CS	E
Berry	.000	1	0	0	0	0	0	0	0	0	0	0	0	0	0	1	0	0
Bogaerts	.000	2	0	3	0	0	0	0	0	0	0	0	0	2	0	0	0	0
Carp	.000	1	1	0	0	0	0	0	0	0	0	0	0	1	0	0	0	0
Drew	.133	4	15	1	2	0	1	0	2	1	0	0	0	0	2	0	0	0
Ellsbury	.500	4	18	7	9	2	0	0	2	0	0	0	0	1	2	4	0	0
Gomes	.222	4	9	3	2	1	0	0	2	0	0	0	0	2	1	0	0	0
Middlebrooks	.231	4	13	1	3	1	0	0	1	0	0	0	0	3	4	0	0	0
Napoli	.154	4	13	1	2	1	0	0	1	0	0	0	0	4	4	0	0	0
Nava	.200	2	5	0	1	0	0	0	0	0	0	0	0	2	2	0	1	0
Ortiz	.385	4	13	4	5	1	0	2	3	0	0	0	0	5	2	0	0	0
Pedroia	.235	4	17	2	4	1	0	0	5	1	0	2	0	0	3	0	0	0
Ross	.200	2	5	1	1	1	0	0	0	0	0	0	0	2	0	0	0	0
Saltalamacchia	.300	3	10	1	3	1	0	0	3	0	0	0	0	1	7	0	0	0
Victorino	.429	4	14	2	6	0	0	0	3	1	1	0	4	0	3	1	0	0
Red Sox	.286	4	133	26	38	9	1	2	22	3	1	2	4	20	33	6	1	0
Rays	.225	4	129	12	29	5	1	4	12	1	0	1	2	11	33	1	0	3

Pitcher	W	L	ERA	G	GS	CG	SHO	SV	IP	H	R	ER	HR	HB	BB	SO	WP
Breslow	1	0	0.00	3	0	0	0	0	3.2	2	0	0	0	1	1	4	0
Buchholz	0	0	4.50	1	1	0	0	0	6.0	7	3	3	1	0	3	5	0
Dempster	0	0	0.00	1	0	0	0	0	1.0	1	0	0	0	0	0	2	0
Lackey	1	0	6.75	1	1	0	0	0	5.1	7	4	4	0	1	3	6	0
Lester	1	0	2.35	1	1	0	0	0	7.2	3	2	2	2	0	3	7	0
Morales	0	0	27.00	1	0	0	0	0	0.1	1	1	1	0	0	1	0	0
Peavy	0	0	1.59	1	1	0	0	0	5.2	5	1	1	0	0	0	3	0
Tazawa	0	0	0.00	4	0	0	0	0	2.1	1	0	0	0	0	0	2	1
Uehara	0	1	3.00	3	0	0	0	2	3.0	1	1	1	1	0	0	4	0
Workman	0	0	0.00	1	0	0	0	0	0.2	1	0	0	0	0	0	0	0
Red Sox	3	1	3.03	4	4	0	0	2	35.2	29	12	4	2	11	33	1	
Rays	1	3	6.35	4	4	0	0	0	34.0	38	26	24	2	4	20	33	4

Red Sox in the Postseason

Red Sox in the Postseason, Continued

2013 American League Championship Series

(Red Sox 4, Tigers 2)

Game 1

at BOSTON (Night) | Saturday, October 12

	R	H	E
Detroit	0	0	0
Boston	1	9	0

SANCHEZ (W), Albuquerque (7), Veras (8), Smyly (8), Benoit (9-SV) and Avila LESTER (L), Tazawa (7), Breslow (8), Uehara (9) and Ross, Saltalamacchia (8)
HR—None
T—3:56; A—38,210

Game 2

at BOSTON (Night) | Sunday, October 13

	R	H	E
Detroit	0	1	0
Boston	5	8	1

Scherzer, Veras (8), Smyly (8), Alburquerque (8), Benoit (8), PORCELLO (9-L) and Avila Buchholz, Workman (6), Doubront (7), UEHARA (9-W) and Saltalamacchia HR—Cabrera (1), Avila (1), Ortiz (1)
T—3:28; A—38,029

Game 3

at DETROIT (Day) | Tuesday, October 15

	R	H	E
Boston	1	4	0
Detroit	0	6	1

LACKEY (W), Breslow (7), Tazawa (8), Uehara (8-SV) and Saltalamacchia VERLANDER (L), Veras (9), Coke (9), Alburquerque (9) and Avila HR—Napoli (1)
T—3:20 (0:17 delay); A—42,327

Game 4

at DETROIT (Night) | Wednesday, October 16

	R	H	E
Boston	0	0	0
Detroit	3	12	0

PEAVY (L), Workman (4), Dempster (6), Morales (7), Doubront (8) and Saltalamacchia FISTER (W), Coke (7), Alburquerque (7), Smyly (7), Benoit (9) and Avila HR—None
T—3:27; A—42,765

Game 5

at DETROIT (Night) | Thursday, October 17

	R	H	E
Boston	0	3	1
Detroit	4	10	0

LESTER (W), Tazawa (6), Breslow (7), Uehara (8-SV) and Ross SANCHEZ (L), Coke (7), Veras (7), Alburquerque (9) and Avila, Pena (5)
HR—Napoli (2)
T—3:47; A—42,669

Game 6

at BOSTON (Night) | Saturday, October 19

	R	H	E
Detroit	2	8	1
Boston	5	5	1

SCHERZER (L), Smyly (7), Veras (7), Coke (7), Alburquerque (8) and Avila Buchholz, Morales (6), Workman (6), TAZAWA (7-W), Breslow (8), Uehara (9-SV) and Saltalamacchia HR—Victorino (1)
T—3:52; A—38,823

2013 ALCS Statistics

Batter	AVG	G	AB	R	H	2B	3B	HR	RBI	GW	SH	SF	HB	BB	SO	SB	CS	E
Berry	.000	1	0	0	0	0	0	0	0	0	0	0	0	0	0	1	0	0
Bogaerts	.500	4	6	4	3	3	0	0	0	0	0	0	0	3	1	0	0	0
Carp	.000	3	5	0	0	0	0	0	0	0	0	0	0	0	2	0	0	0
Drew	.050	6	20	0	1	0	0	0	0	0	0	0	0	1	10	0	0	1
Ellsbury	.318	6	22	3	7	1	1	0	3	0	0	0	0	4	6	2	1	0
Gomes	.188	5	16	3	3	1	0	0	0	0	0	0	0	7	0	0	0	0
Middlebrooks	.100	5	10	1	1	1	0	0	0	0	0	0	0	5	0	0	0	0
Napoli	.300	6	20	4	6	2	0	2	2	2	0	0	0	1	11	0	0	0
Nava	.333	2	6	0	2	0	0	0	0	0	0	0	0	1	3	0	0	0
Ortiz	.091	6	22	1	2	0	0	1	4	0	0	0	0	3	4	0	0	0
Pedroia	.273	6	22	1	6	1	0	0	1	0	0	0	0	4	6	1	0	0
Ross	.500	2	4	0	2	1	0	0	1	0	1	0	0	1	1	0	0	0
Saltalamacchia	.188	5	16	0	3	0	0	0	2	1	0	0	0	0	8	0	0	0
Victorino	.125	6	24	2	3	1	0	1	5	1	0	0	2	0	9	1	0	1
Red Sox	.202	6	193	19	39	11	1	4	18	4	1	0	2	18	73	5	1	3
Tigers	.254	6	197	18	50	9	0	2	17	2	2	0	4	18	42	2	0	4
Pitcher	W	L	ERA	G	GS	CG	SHO	SV	IP	H	R	ER	HR	HB	BB	SO	WP	
Breslow	0	0	0.00	4	0	0	0	0	3.1	1	0	0	0	0	4	2	0	
Buchholz	0	0	5.91	2	2	0	0	0	10.2	12	7	7	2	1	2	10	1	
Dempster	0	0	0.00	1	0	0	0	0	1.0	1	0	0	0	0	0	0	0	
Doubront	0	0	0.00	2	0	0	0	0	2.1	1	0	0	0	1	2	1	0	
Lackey	1	0	0.00	1	1	0	0	0	6.2	4	0	0	0	0	0	8	0	
Lester	1	1	2.31	2	2	0	0	0	11.2	13	3	3	0	2	4	7	0	
Morales	0	0	0.00	2	0	0	0	0	1.0	2	0	0	0	0	1	0	0	
Peavy	0	1	21.00	1	1	0	0	0	3.0	5	7	7	0	0	3	1	0	
Tazawa	1	0	3.38	4	0	0	0	0	2.2	4	1	1	0	0	0	1	0	
Uehara	1	0	0.00	5	0	0	0	0	3	6.0	4	0	0	0	0	9	0	
Workman	0	0	0.00	3	0	0	0	0	4.2	3	0	0	0	0	2	3	0	
Red Sox	4	2	3.06	6	6	0	1	3	53.0	50	18	18	2	4	18	42	1	
Tigers	2	4	2.77	6	6	0	1	1	52.0	39	19	16	4	2	18	73	6	

Red Sox in the Postseason

Red Sox in the Postseason, Continued

2013 World Series

(Red Sox 4, Cardinals 2)

Game 1

at BOSTON (Night) | Wednesday, October 23

	R	H	E
St. Louis	0	0	0
Boston	3	2	0

WAINWRIGHT (L), Axford (6), Choate (7), Maness (7), Siegrist (7), Martinez (8) and Molina
 LESTER (W), Tazawa (8), Dempster (9) and Ross
 HR—Ortiz (1), Holliday (1)
 T—3:17; A—38,345

Game 2

at BOSTON (Night) | Thursday, October 24

	R	H	E
St. Louis	0	0	0
Boston	0	0	0

WACHA (W), Martinez (7), Rosenthal (9-SV) and Molina
 LACKEY (L), Breslow (7), Tazawa (7), Workman (8), Uehara (9) and Saltalamacchia
 HR—Ortiz (2)
 T—3:05; A—38,436

Game 3

at ST. LOUIS (Night) | Saturday, October 26

	R	H	E
Boston	0	0	0
St. Louis	2	0	0

Peavy, Doubrent (5), Breslow (7), Tazawa (7), WORKMAN (8-L), Uehara (9) and Saltalamacchia
 Kelly, Choate (6), Maness (6), Siegrist (7), Martinez (8), ROSENTHAL (8-W) and Molina
 HR—None
 T—3:54; A—47,432

Game 4

at ST. LOUIS (Night) | Sunday, October 27

	R	H	E
Boston	0	0	0
St. Louis	0	0	1

Buchholz, DOUBRONT (5-W), Breslow (7), Tazawa (7), Lackey (8), Uehara (9-SV) and Ross
 LYNN (L), Maness (6), Choate (7), Siegrist (8), Axford (8) and Molina
 HR—Gomes (1)
 T—3:34; A—47,469

Game 5

at ST. LOUIS (Night) | Monday, October 28

	R	H	E
Boston	1	0	0
St. Louis	0	0	0

LESTER (W), Uehara (8-SV) and Ross
 WAINWRIGHT (L), Martinez (8), Rosenthal (9) and Molina
 HR—Holliday (2)
 T—2:52; A—47,436

Game 6

at BOSTON (Night) | Wednesday, October 30

	R	H	E
St. Louis	0	0	0
Boston	0	0	3

WACHA (L), Lynn (4), Maness (4), Siegrist (5), Martinez (6), Choate (8), Rosenthal (8) and Molina
 LACKEY (W), Tazawa (7), Workman (8), Uehara (9) and Ross
 HR—Drew (1)
 T—3:15; A—38,447

2013 World Series Statistics

Batter	AVG	G	AB	R	H	2B	3B	HR	RBI	GW	SH	SF	HB	BB	SO	SB	CS	E
Berry	.000	1	0	0	0	0	0	0	0	0	0	0	0	0	1	0	0	0
Bogaerts	.238	6	21	2	5	0	1	0	2	0	0	1	0	1	8	0	0	1
Carp	.000	2	2	0	0	0	0	0	1	0	0	0	0	0	0	0	0	0
Drew	.158	6	19	3	3	0	0	1	2	0	0	1	0	1	7	0	0	0
Ellsbury	.250	6	24	4	6	1	0	0	1	0	0	0	0	2	6	0	0	2
Gomes	.118	6	17	2	2	0	0	1	3	1	0	0	1	3	4	0	0	1
Middlebrooks	.000	1	2	0	0	0	0	0	0	0	0	0	0	0	1	0	0	1
Napoli	.154	5	13	0	2	1	0	0	4	1	0	0	0	1	6	0	0	0
Nava	.143	5	14	1	2	1	0	0	2	0	0	0	0	0	4	0	0	0
Ortiz	.688	6	16	7	11	2	0	2	6	0	0	1	0	8	1	0	0	0
Pedroia	.208	6	24	5	5	2	0	0	1	0	0	0	0	1	4	0	0	1
Ross	.188	4	16	1	3	1	0	0	1	1	0	0	0	0	8	0	0	0
Saltalamacchia	.000	2	6	0	0	0	0	0	0	0	0	0	0	2	4	0	0	1
Victorino	.154	4	13	2	2	1	0	0	4	1	0	0	1	2	2	0	0	0
Buchholz	.000	1	1	0	0	0	0	0	0	0	0	0	0	0	1	0	0	0
Doubront	.000	2	1	0	0	0	0	0	0	0	0	0	0	0	1	0	0	0
Lester	.000	2	3	0	0	0	0	0	0	0	0	0	0	0	1	0	0	0
Peavy	.000	1	1	0	0	0	0	0	0	0	0	0	0	0	0	0	0	0
Workman	.000	3	1	0	0	0	0	0	0	0	0	0	0	1	0	0	0	0
Red Sox	.211	6	194	27	41	9	1	4	27	4	0	3	2	21	59	1	0	8
Cardinals	.224	6	201	17	45	7	1	2	12	0	2	1	1	13	43	3	0	5

Pitcher	W	L	ERA	G	GS	CG	SHO	SV	IP	H	R	ER	HR	HB	BB	SO	WP
Breslow	0	0	54.00	3	0	0	0	0	0.1	3	3	2	0	1	2	0	0
Buchholz	0	0	0.00	1	1	0	0	0	4.0	3	1	0	0	0	3	2	1
Dempster	0	0	9.00	1	0	0	0	0	1.0	2	1	1	1	0	0	1	0
Doubront	1	0	1.93	2	0	0	0	0	4.2	2	1	1	0	0	1	3	0
Lackey	1	1	2.57	3	2	0	0	0	14.0	14	4	4	0	0	3	11	3
Lester	2	0	0.59	2	2	0	0	0	15.1	9	1	1	1	0	1	15	0
Peavy	0	0	4.50	1	1	0	0	0	4.0	6	2	2	0	0	1	4	0
Tazawa	0	0	0.00	5	0	0	0	0	2.1	1	0	0	0	0	1	3	0
Uehara	0	0	0.00	5	0	0	0	2	4.2	2	0	0	0	0	0	3	0
Workman	0	1	0.00	3	0	0	0	0	3.1	3	1	0	0	0	1	1	0
Red Sox	4	2	1.84	6	6	0	0	2	53.2	45	14	11	2	1	13	43	4
Cardinals	2	4	3.98	6	6	0	0	1	52.0	41	27	23	4	2	21	59	1

Red Sox in the Postseason

Red Sox in the Postseason, Continued

2009 American League Division Series

(Angels 3, Red Sox 0)

Game 1

at ANAHEIM (Night) | Thursday, October 8

	R	H	E
Boston	0	0	0
Los Angeles	5	7	1

LESTER (L), Ramirez (7), Saito (7), Bard (8) and Martinez
LACKEY (W), Oliver (8), and Napoli
HR—Hunter (1)
T—3:09; A—45,070

Game 2

at ANAHEIM (Night) | Friday, October 9

	R	H	E
Boston	0	0	0
Los Angeles	4	6	0

BECKETT (L), Wagner (7), Papelbon (8), and Martinez
WEAVER (W), Oliver (8), Jepsen (8), Fuentes (9-5V) and Napoli
HR—None
T—3:11; A—45,223

Game 3

at BOSTON (Day) | Sunday, October 11

	R	H	E
Los Angeles	0	0	0
Boston	6	7	1

Kazmir, Bulger (7), Jepsen (8), OLIVER (8-W), Fuentes (9-5V) and Napoli, Mathis (9)
Buchholz, Bard (6), Wagner (8), PAPELBON (8-L), Okajima (9) and Martinez
HR—Morales (1), Drew (1)
T—3:49; A—38,704

2009 ALDS Statistics

Batter	AVG	G	AB	R	H	2B	3B	HR	RBI	GW	SH	SF	HB	BB	SO	SB	CS	E
Anderson	—	1	0	0	0	0	0	0	0	0	0	0	0	0	0	0	0	0
Bay	.125	3	8	0	1	0	0	0	0	0	0	0	0	3	3	0	0	1
Drew	.222	3	9	1	2	0	0	1	2	0	0	0	0	1	1	0	0	0
Ellsbury	.250	3	12	2	3	0	1	0	0	0	0	0	0	0	2	0	0	0
Gathright	—	1	0	1	0	0	0	0	0	0	0	0	0	0	0	1	0	0
Gonzalez	.167	3	6	1	1	0	0	0	0	0	0	0	0	1	1	0	0	1
Kotchman	.000	3	1	0	0	0	0	0	0	0	0	0	0	0	0	0	0	0
Lowell	.200	3	10	1	2	0	0	0	1	0	0	0	0	1	0	0	0	1
Lowrie	.000	3	2	0	0	0	0	0	0	0	0	0	0	0	1	0	0	0
Martinez	.182	3	11	0	2	0	0	0	2	0	0	0	0	1	2	0	0	0
Ortiz	.083	3	12	0	1	0	0	0	0	0	0	0	0	0	4	0	0	0
Pedroia	.167	3	12	1	2	1	0	0	2	0	0	0	0	1	0	0	0	0
Varitek	—	0	0	0	0	0	0	0	0	0	0	0	0	0	0	0	0	0
Youkilis	.083	3	12	0	1	1	0	0	0	0	0	0	0	0	2	0	0	1
Red Sox	.158	3	95	7	15	2	1	1	7	0	0	0	0	8	16	1	0	4
Angels	.258	3	93	16	24	6	1	2	14	3	2	1	3	10	18	3	1	1

Pitcher	W	L	ERA	G	GS	CG	SHO	SV	IP	H	R	ER	HR	HB	BB	SO	WP
Bard	0	0	0.00	2	0	0	0	0	3.0	0	0	0	0	0	0	4	0
Beckett	0	1	5.40	1	1	0	0	0	6.2	5	4	4	0	1	1	3	0
Buchholz	0	0	3.60	1	1	0	0	0	5.0	6	2	2	1	1	1	3	0
Byrd	0	0	—	0	0	0	0	0	0.0	0	0	0	0	0	0	0	0
Lester	0	1	4.50	1	1	0	0	0	6.0	4	3	3	1	0	4	5	0
Matsuzaka	0	0	—	0	0	0	0	0	0.0	0	0	0	0	0	0	0	0
Okajima	0	0	0.00	1	0	0	0	0	0.1	0	0	0	0	0	0	0	0
Papelbon	0	1	13.50	2	0	0	0	0	2.0	4	3	3	0	0	2	1	0
Ramirez	0	0	—	1	0	0	0	0	0.0	1	2	2	0	1	1	0	0
Saito	0	0	0.00	1	0	0	0	0	1.0	2	0	0	0	0	0	0	0
Wagner	0	0	18.00	2	0	0	0	0	1.0	2	2	2	0	0	1	2	0
Red Sox	0	3	5.76	3	3	0	0	0	25.0	24	16	16	2	3	10	18	0
Angels	3	0	2.33	3	3	0	1	2	27.0	15	7	7	1	0	8	16	1

Red Sox in the Postseason

Red Sox in the Postseason, Continued

2008 American League Division Series

(Red Sox 3, Angels 1)

Game 1

at ANAHEIM (Night) | Wednesday, October 1

	R	H	E
Boston	0	0	2
Los Angeles	0	0	1

LESTER (W), Masterson (8), Papelbon (9-5V) and Varitek
 LACKEY (L), Oliver (7), Shields (8), Arredondo (9) and Napoli
 HR—Bay (1)
 T—3:14; A—44,996

Game 2

at ANAHEIM (Night) | Friday, October 3

	R	H	E
Boston	4	0	2
Los Angeles	1	0	0

Matsuzaka, Okajima (6), Masterson (7), PAPERBON (8-W) and Varitek
 Santana, Arredondo (6), Shields (8), RODRIGUEZ (8-L) and Mathis, Napoli (6)
 HR—Bay (2), Drew (1)
 T—3:51; A—45,354

Game 3

at BOSTON (Night) | Sunday, October 5

	R	H	E
Los Angeles	1	0	2
Boston	0	3	0

Saunders, Arredondo (5), Oliver (7), Shields (7), Rodriguez (10), WEAVER (11-W) and Napoli
 Beckett, Delcarmen (6), Okajima (7), Masterson (8), Papelbon (10), LOPEZ (12-L) and Varitek, Cash (10), Ross (12)
 HR—Napoli 2 (2)
 T—5:19; A—39,067

Game 4

at BOSTON (Night) | Monday, October 6

	R	H	E
Los Angeles	0	0	0
Boston	0	0	0

Lackey, SHIELDS (8-L) and Napoli
 Lester, Okajima (8), Masterson (8), DELCARMEN (9-W) and Varitek
 HR—None
 T—2:50; A—38,785

2008 ALDS Statistics

Batter	AVG	G	AB	R	H	2B	3B	HR	RBI	GW	SH	SF	HB	BB	SO	SB	CS	E
Bay	.412	4	17	3	7	2	0	2	5	1	0	0	0	2	4	0	0	0
Casey	—	0	0	0	0	0	0	0	0	0	0	0	0	0	0	0	0	0
Cash	—	1	0	0	0	0	0	0	0	0	0	0	0	0	0	0	0	0
Cora	.250	2	4	1	1	1	0	0	0	0	0	0	0	1	1	0	0	0
Crisp	.250	2	4	2	1	0	0	0	0	0	0	0	0	1	0	1	0	0
Drew	.286	4	14	2	4	1	0	1	3	1	0	0	0	4	0	0	0	0
Ellsbury	.333	4	18	2	6	3	0	0	6	0	0	0	0	2	2	3	1	0
Kotsay	.300	3	10	1	3	0	0	0	0	0	0	0	0	1	0	0	0	0
Lowell	.000	2	8	0	0	0	0	0	0	0	0	0	0	1	3	0	0	0
Lowrie	.364	3	11	2	4	0	0	0	1	1	0	0	1	1	3	0	0	1
Ortiz	.235	4	17	1	4	1	0	0	1	0	0	0	0	3	4	0	0	0
Pedroia	.059	4	17	0	1	1	0	0	1	0	0	0	1	2	2	0	0	0
Ross	—	1	0	0	0	0	0	0	0	0	0	0	0	0	0	0	0	0
Varitek	.214	4	14	2	3	0	0	0	0	0	1	0	0	0	1	0	0	0
Velazquez	—	0	0	0	0	0	0	0	0	0	0	0	0	0	0	0	0	0
Youkilis	.222	4	18	2	4	1	0	0	1	0	0	0	0	2	3	0	0	0
Red Sox	.250	4	152	18	38	10	0	3	18	3	1	0	2	15	28	4	1	1
Angels	.273	4	154	13	42	3	1	2	13	1	2	1	1	15	34	2	1	4
Pitcher	W	L	ERA	G	GS	CG	SHO	SV	IP	H	R	ER	HR	HB	BB	SO	WP	
Beckett	0	0	7.20	1	1	0	0	0	5.0	9	4	4	2	0	4	6	0	
Byrd	0	0	—	0	0	0	0	0	0.0	0	0	0	0	0	0	0	0	
Delcarmen	1	0	0.00	2	0	0	0	0	2.1	1	0	0	0	1	0	1	0	
Lester	1	0	0.00	2	2	0	0	0	14.0	10	1	0	0	0	3	11	0	
Lopez	0	1	9.00	1	0	0	0	0	1.0	3	1	1	0	0	0	1	0	
Masterson	0	0	2.25	4	0	0	0	0	4.0	6	2	1	0	0	3	3	0	
Matsuzaka	0	0	5.40	1	1	0	0	0	5.0	8	3	3	0	0	3	5	0	
Okajima	0	0	6.75	3	0	0	0	0	2.2	3	2	2	0	0	1	0	0	
Papelbon	1	0	0.00	3	0	0	0	1	5.0	2	0	0	0	0	1	7	0	
Wakefield	0	0	—	0	0	0	0	0	0.0	0	0	0	0	0	0	0	0	
Red Sox	3	1	2.54	4	4	0	0	1	39.0	42	13	11	2	1	15	34	0	
Angels	1	3	4.19	4	4	0	0	0	38.2	38	18	18	3	2	15	28	0	

Red Sox in the Postseason

Red Sox in the Postseason, Continued

2008 American League Championship Series

(Rays 4, Red Sox 3)

Game 1

at TAMPA BAY (Night) | Friday, October 10

	R	H	E
Boston	0	0	0
Tampa Bay	0	0	0

MATSUZAKA (W), Okajima (8), Masterson (8), Papelbon (9-SV) and Varitek SHIELDS (L), Howell (8), Balfour (8), Price (9) and Navarro
 HR—None
 T—3:25; A—35,001

Game 2

at TAMPA BAY (Night) | Saturday, October 11

	R	H	E
Boston	2	0	1
Tampa Bay	2	0	2

Beckett, Lopez (5), Delcarmen (5), Okajima (7), Masterson (9), Papelbon (9), TIMLIN (11-L) and Varitek, Cash (9)
 Kazmir, Balfour (5), Howell (5), Bradford (6), Miller (8), Wheeler (8), PRICE (11-W) and Navarro
 HR—Longoia (1), Pedroia 2 (2), Upton (1), Floyd (1), Youkilis (1), Bay (1)
 T—5:27; A—34,904

Game 3

at BOSTON (Day) | Monday, October 13

	R	H	E
Tampa Bay	0	1	4
Boston	0	0	0

GARZA (W), Howell (7), Jackson (9) and Navarro
 LESTER (L), Byrd (6) and Varitek
 HR—Upton (2), Longoria (2), Baldelli (1), Pena (1)
 T—3:23; A—38,031

Game 4

at BOSTON (Night) | Tuesday, October 14

	R	H	E
Tampa Bay	3	0	2
Boston	0	0	0

SONNASTINE (W), Miller (8), Jackson (8) and Navarro
 WAKEFIELD (L), Masterson (3), Delcarmen (6), Lopez (6), Timlin (8) and Cash
 HR—Pena (2), Longoria (3), Aybar (1), Cash (1)
 T—3:07; A—38,133

Game 5

at BOSTON (Night) | Thursday, October 16

	R	H	E
Tampa Bay	2	0	3
Boston	0	0	0

Kazmir, Balfour (7), Wheeler (7), HOWELL (9-L) and Navarro
 Matsuzaka, Okajima (5), Delcarmen (7), Papelbon (7), MASTERSON (9-W) and Varitek, Cash (9)
 HR—Upton (3), Pena (3), Longoria (4), Ortiz (1), Drew (1)
 T—4:08; A—38,437

Game 6

at TAMPA BAY (Night) | Saturday, October 18

	R	H	E
Boston	0	1	1
Tampa Bay	1	0	0

BECKETT (W), Okajima (6), Masterson (8), Papelbon (9-SV) and Varitek SHIELDS (L), Howell (6), Balfour (7), Bradford (8), Miller (9) and Navarro
 HR—Upton (4), Youkilis (2), Bartlett (1), Varitek (1)
 T—3:48; A—40,947

Game 7

at TAMPA BAY (Night) | Sunday, October 19

	R	H	E
Boston	1	0	0
Tampa Bay	0	0	0

LESTER (L), Okajima (8) and Varitek
 GARZA (W), Wheeler (8), Howell (8), Bradford (8), Price (8-SV) and Navarro
 HR—Pedroia (3), Aybar (2)
 T—3:31; A—40,473

2008 ALCS Statistics

Batter	AVG	G	AB	R	H	2B	3B	HR	RBI	GW	SH	SF	HB	BB	SO	SB	CS	E
Bay	.292	7	24	3	7	1	0	1	4	0	0	0	1	7	8	0	0	0
Casey	.000	2	2	0	0	0	0	0	0	0	0	0	0	2	0	0	0	0
Cash	.333	3	3	1	1	0	0	1	1	0	0	0	0	1	0	0	0	0
Cora	.143	2	7	0	1	0	0	0	0	0	0	0	0	1	0	0	0	0
Crisp	.450	5	20	2	9	2	0	0	1	0	0	0	0	4	3	0	0	0
Drew	.250	7	24	1	6	1	0	1	3	1	0	0	1	4	6	0	0	0
Ellsbury	.000	4	14	0	0	0	0	0	1	0	0	1	0	1	3	0	0	0
Kotsay	.233	7	30	1	7	3	0	0	0	0	0	0	0	4	4	0	0	0
Lowrie	.111	6	18	2	2	1	0	0	1	1	0	1	0	4	4	0	0	0
Ortiz	.154	7	26	3	4	1	1	1	4	0	0	0	0	6	9	0	0	0
Pedroia	.346	7	26	9	9	1	0	3	5	0	0	0	1	5	3	2	1	0
Ross	—	0	0	0	0	0	0	0	0	0	0	0	0	0	0	0	0	0
Varitek	.050	6	20	2	1	0	0	1	1	1	0	0	1	2	8	0	0	0
Youkilis	.333	7	30	4	10	3	0	2	6	0	0	0	0	2	4	0	0	0
Red Sox	.234	7	244	28	57	13	1	10	27	3	0	2	4	35	56	2	1	0
Rays	.252	7	242	43	61	10	2	16	43	4	0	1	2	25	57	10	1	6
Pitcher	W	L	ERA	G	GS	CG	SHO	SV	IP	H	R	ER	HR	HB	BB	SO	WP	
Beckett	1	0	9.64	2	2	0	0	0	0	9.1	13	10	5	1	2	8	0	
Byrd	0	0	10.80	1	0	0	0	0	0	3.1	5	4	4	2	0	2	0	
Delcarmen	0	0	31.50	3	0	0	0	0	0	2.0	3	7	7	0	0	5	2	
Lester	0	2	4.97	2	2	0	0	0	0	12.2	14	8	7	3	0	2	15	
Lopez	0	0	0.00	2	0	0	0	0	0	1.2	3	0	0	0	0	0	0	
Masterson	1	0	1.59	5	0	0	0	0	0	5.2	4	1	1	0	1	2	6	
Matsuzaka	1	0	4.09	2	2	0	0	0	0	11.0	9	5	5	3	0	6	1	
Okajima	0	0	0.00	5	0	0	0	0	0	7.1	1	0	0	0	1	5	0	
Papelbon	0	0	0.00	4	0	0	0	0	2	5.1	1	0	0	0	1	6	0	
Timlin	0	1	10.13	2	0	0	0	0	0	2.2	2	3	3	0	0	4	0	
Wakefield	0	1	16.88	1	1	0	0	0	0	2.2	6	5	5	3	0	2	2	
Red Sox	3	4	5.94	7	7	0	1	2	63.2	61	43	42	16	2	25	57	1	
Rays	4	3	3.62	7	7	0	0	1	64.2	57	28	26	10	4	35	56	2	

Red Sox in the Postseason

Red Sox in the Postseason, Continued

2007 American League Division Series

(Red Sox 3, Angels 0)

Game 1

at **BOSTON (Night)** | Wednesday, October 3

	R	H	E
Los Angeles	0	0	0
Boston	1	0	3

LACKEY (L), Santana (7) and Napoli, Mathis (8)
 BECKETT (W) and Varitek
 HR—Youkilis (1), Ortiz (1)
 T—2:27; A—37,597

Game 2

at **BOSTON (Night)** | Friday, October 5

	R	H	E
Los Angeles	0	3	0
Boston	2	0	0

Escobar, Shields (6), SPEIER (8-L), Rodriguez (9) and Mathis, Napoli (8)
 Matsuzaka, Lopez (5), Delcarmen (6), Okajima (7), PAPELBON (8-W) and Varitek
 HR—Ramirez (1)
 T—4:05; A—37,706

Game 3

at **ANAHEIM (Day)** | Sunday, October 7

	R	H	E
Boston	0	0	0
Los Angeles	0	0	0

SCHILLING (W), Okajima (8), Gagne (9) and Varitek
 WEAVER (L), Shields (6), Speier (8), Oliver (8), Moseley (9) and Napoli
 HR—Ortiz (2), Ramirez (2)
 T—3:29; A—45,262

2007 ALDS Statistics

Batter	AVG	G	AB	R	H	2B	3B	HR	RBI	GW	SH	SF	HB	BB	SO	SB	CS	E
Cash	.000	0	0	0	0	0	0	0	0	0	0	0	0	0	0	0	0	0
Cora	.000	0	0	0	0	0	0	0	0	0	0	0	0	0	0	0	0	0
Crisp	.200	3	10	0	2	0	0	0	2	0	0	0	0	1	3	1	0	0
Drew	.182	3	11	1	2	0	0	0	3	0	0	0	0	0	1	0	0	0
Ellsbury	.000	2	1	1	0	0	0	0	0	0	0	0	0	0	0	0	0	0
Hinske	.000	1	1	0	0	0	0	0	0	0	0	0	0	0	1	0	0	0
Kielty	.000	0	0	0	0	0	0	0	0	0	0	0	0	0	0	0	0	0
Lowell	.333	3	9	1	3	2	0	0	3	0	0	1	0	1	0	0	0	1
Lugo	.300	3	10	2	3	0	0	0	0	0	0	0	0	1	4	1	1	0
Mirabelli	.000	0	0	0	0	0	0	0	0	0	0	0	0	0	0	0	0	0
Ortiz	.714	3	7	5	5	0	0	2	3	1	0	0	0	6	1	0	0	0
Pedroia	.154	3	13	2	2	2	0	0	1	0	0	0	0	1	2	0	0	0
Ramirez	.375	3	8	3	3	0	0	2	4	1	0	0	0	5	2	0	0	0
Varitek	.182	3	11	1	2	1	0	0	1	0	0	0	0	0	4	0	0	0
Youkilis	.250	3	12	3	3	1	0	1	2	1	0	1	0	1	4	0	0	0
Red Sox	.269	3	93	19	25	6	0	5	19	3	0	2	0	16	22	2	1	1
Angels	.192	3	99	4	19	6	0	0	4	0	0	1	1	7	20	5	0	0
Pitcher	W	L	ERA	G	GS	CG	SHO	SV	IP	H	R	ER	HR	HB	BB	SO	WP	
Beckett	1	0	0.00	1	1	1	1	0	9.0	4	0	0	0	0	0	8	1	
Delcarmen	0	0	0.00	1	0	0	0	0	1.1	0	0	0	0	1	0	1	0	
Gagne	0	0	9.00	1	0	0	0	0	1.0	1	1	1	0	0	0	1	1	
Lester	0	0	—	0	0	0	0	0	0.0	0	0	0	0	0	0	0	0	
Lopez	0	0	0.00	1	0	0	0	0	0.1	0	0	0	0	0	0	0	0	
Matsuzaka	0	0	5.79	1	1	0	0	0	4.2	7	3	3	0	0	3	3	1	
Okajima	0	0	0.00	2	0	0	0	0	2.1	1	0	0	0	0	1	2	0	
Papelbon	1	0	0.00	1	0	0	0	0	1.1	0	0	0	0	0	2	1	0	
Schilling	1	0	0.00	1	1	0	0	0	7.0	6	0	0	0	0	1	4	0	
Timlin	0	0	—	0	0	0	0	0	0.0	0	0	0	0	0	0	0	0	
Red Sox	3	0	1.33	3	3	1	1	0	27.0	19	4	4	0	1	7	20	3	
Angels	0	3	6.66	3	3	0	0	0	25.2	25	19	19	5	0	16	22	1	

Red Sox in the Postseason

Red Sox in the Postseason, Continued

2007 American League Championship Series

(Red Sox 4, Indians 3)

Game 1

at BOSTON (Night) | Friday, October 12

	R	H	E
Cleveland	1	0	0
Boston	1	0	4

SABATHIA (L), Lewis (5), Fultz (6), Mastry (6), Borowski (8) and Martinez
BECKETT (W), Timlin (7), Lopez (8), Gagne (9) and Varitek
HR—Hafner (1)
T—3:35; A—36,986

Game 2

at BOSTON (Night) | Saturday, October 13

	R	H	E
Cleveland	1	0	0
Boston	0	0	3

Carmona, Perez (5), Lewis (5), Betancourt (7), MASTNY (10-W), Borowski (11) and Martinez
Schilling, Delcarmen (5), Okajima (6), Timlin (8), Papelbon (9), GAGNE (11-L), Lopez, Lester and Varitek
HR—Peralta (1), Sizemore (1), Ramirez (1), Lowell (1), Gutierrez (1)
T—5:14; A—37,051

Game 3

at CLEVELAND (Night) | Monday, October 15

	R	H	E
Boston	0	0	0
Cleveland	0	2	0

MATSUZAKA (L), Timlin (5), Okajima (7), Delcarmen (8) and Varitek
WESTBROOK (W), Lewis (7), Betancourt (8), Borowski (9-SV) and Martinez
HR—Lofton (1), Varitek (1)
T—3:28; A—44,402

Game 4

at CLEVELAND (Night) | Tuesday, October 16

	R	H	E
Boston	0	0	0
Cleveland	0	0	0

WAKEFIELD (L), Delcarmen (5), Lester (6) and Mirabelli, Varitek (6)
BYRD (W), Lewis (6), Betancourt (8) and Shoppach
HR—Blake (1), Peralta (2), Youkilis (1), Ortiz (1), Ramirez (2)
T—3:12; A—44,008

Game 5

at CLEVELAND (Night) | Thursday, October 18

	R	H	E
Boston	1	0	1
Cleveland	1	0	0

BECKETT (W), Papelbon (9) and Varitek
SABATHIA (L), Betancourt (7), Perez (8), Mastny (8) and Martinez
HR—Youkilis (2)
T—3:46; A—44,588

Game 6

at BOSTON (Night) | Saturday, October 20

	R	H	E
Cleveland	0	1	0
Boston	4	0	6

CARMONA (L), Perez (3), Laffey (3), Borowski (8) and Martinez
SCHILLING (W), Lopez (8), Gagne (9) and Varitek
HR—Drew (1)
T—3:09; A—37,163

Game 7

at BOSTON (Night) | Sunday, October 21

	R	H	E
Cleveland	0	0	0
Boston	1	1	1

WESTBROOK (L), Betancourt (7), Lewis (8) and Martinez
MATSUZAKA (W), Okajima (6), Papelbon (8) and Varitek
HR—Pedroia (1), Youkilis (3)
T—3:33; A—37,165

2007 ALCS Statistics

Batter	AVG	G	AB	R	H	2B	3B	HR	RBI	GW	SH	SF	HB	BB	SO	SB	CS	E
Cash	—	0	0	0	0	0	0	0	0	0	0	0	0	0	0	0	0	0
Cora	—	2	0	0	0	0	0	0	0	0	0	0	0	0	0	0	0	0
Crisp	.143	7	21	2	3	1	0	0	0	0	0	0	0	0	6	1	0	0
Drew	.360	7	25	5	9	1	0	1	6	1	0	0	0	1	0	0	0	0
Ellsbury	.250	5	8	3	2	0	0	0	1	0	0	0	0	1	1	1	0	0
Hinske	—	1	0	1	0	0	0	0	0	0	0	0	0	0	0	0	0	0
Kielty	.400	2	5	1	2	0	0	0	2	0	0	0	0	1	2	0	0	0
Lowell	.333	7	27	3	9	2	0	1	8	0	0	2	1	2	3	0	0	0
Lugo	.200	7	25	3	5	2	0	0	2	0	1	0	0	1	5	0	0	1
Mirabelli	.000	1	2	0	0	0	0	0	0	0	0	0	0	0	1	0	0	0
Ortiz	.292	7	24	7	7	3	0	1	3	0	0	2	1	6	5	0	0	0
Pedroia	.345	7	29	8	10	3	0	1	5	0	1	0	0	3	5	0	0	0
Ramirez	.409	7	22	5	9	1	0	2	10	3	0	1	0	9	5	0	0	0
Varitek	.269	7	26	3	7	3	0	1	4	0	0	0	1	2	5	0	0	0
Youkilis	.500	7	28	10	14	1	1	3	7	0	0	0	0	5	3	0	0	1
Red Sox	.318	7	242	51	77	17	1	10	48	4	2	5	3	31	43	2	14	3
Indians	.254	7	244	32	62	12	1	8	30	3	0	3	2	16	63	3	0	4
Pitcher	W	L	ERA	G	GS	CG	SHO	SV	IP	H	R	ER	HR	HB	BB	SO	WP	
Beckett	0	0	1.93	2	2	0	0	0	14.0	9	3	3	1	1	1	18	1	
Delcarmen	0	0	16.20	3	0	0	0	0	1.2	4	3	3	1	0	2	3	0	
Gagne	0	1	7.71	3	0	0	0	0	2.1	3	2	2	0	0	2	4	0	
Lester	0	0	4.91	2	0	0	0	0	3.2	3	2	2	1	0	1	5	0	
Lopez	0	0	18.00	3	0	0	0	0	2.0	3	4	4	0	0	2	0	1	
Matsuzaka	1	1	5.59	2	2	0	0	0	9.2	12	6	6	1	0	2	9	2	
Okajima	0	0	0.00	3	0	0	0	0	5.0	4	0	0	0	0	2	3	0	
Papelbon	0	0	0.00	3	0	0	0	0	1.5	3	0	0	0	0	2	3	0	
Schilling	1	0	5.40	2	2	0	0	0	11.2	15	7	7	3	0	0	8	0	
Timlin	0	0	0.00	3	0	0	0	0	3.1	1	0	0	0	0	0	3	0	
Wakefield	0	1	9.64	1	1	0	0	0	4.2	5	5	5	1	1	2	7	0	
Red Sox	4	3	4.57	7	7	0	0	1	63.0	62	32	32	8	2	16	63	4	
Indians	3	4	6.82	7	7	0	0	1	62.0	77	51	47	10	3	31	43	1	

Red Sox in the Postseason

Red Sox in the Postseason, Continued

2007 World Series

(Red Sox 4, Rockies 0)

Game 1

at **BOSTON (Night)** | Wednesday, October 24

	R	H	E
Colorado	0	1	0
Boston	3	1	0

FRANCIS (L), Morales (5), Speier (5), Herges (5), Affeldt (7), Hawkins (8) and Torrealba
 BECKETT (W), Timlin (8), Gagne (9) and Varitek
 HR—Pedroia (1)
 T—3:30; A—36,733

Game 2

at **BOSTON (Night)** | Thursday, October 25

	R	H	E
Colorado	1	0	0
Boston	3	0	0

JIMENEZ (L), Affeldt (5), Herges (5), Fuentes (6), Corpas (8) and Torrealba
 SCHILLING (W), Okajima (6), Papelbon (8-SV) and Varitek
 HR—None
 T—3:39; A—36,730

Game 3

at **COLORADO (Night)** | Saturday, October 27

	R	H	E
Boston	0	0	6
Colorado	0	0	0

MATSUZAKA (W), Lopez (6), Timlin (6), Okajima (7), Delcarmen (8), Papelbon (8-SV) and Varitek
 FOGG (L), Morales (3), Affeldt (6), Herges (7), Fuentes (8), Hawkins (9) and Torrealba
 HR—Holliday (1)
 T—4:19; A—49,983

Game 4

at **COLORADO (Night)** | Sunday, October 28

	R	H	E
Boston	1	0	0
Colorado	0	0	0

LESTER (W), Delcarmen (6), Timlin (7), Okajima (8), Papelbon (8-SV) and Varitek
 COOK (L), Affeldt (7), Fuentes (8), Corpas (8) and Torrealba
 HR—Lowell (1), Kieley (1), Hawpe (1), Atkins (1)
 T—3:35; A—50,041

2007 World Series Statistics

Batter	AVG	G	AB	R	H	2B	3B	HR	RBI	GW	SH	SF	HB	BB	SO	SB	CS	E
Cash	.000	0	0	0	0	0	0	0	0	0	0	0	0	0	0	0	0	0
Cora	.000	2	0	0	0	0	0	0	0	0	1	0	0	0	0	0	0	0
Crisp	.500	3	2	1	1	0	0	0	0	0	0	0	0	0	0	0	0	0
Drew	.333	4	15	1	5	2	0	0	2	0	0	0	1	1	3	0	0	1
Ellsbury	.438	4	16	4	7	4	0	0	3	0	0	0	0	2	2	1	0	0
Hinske	.000	1	1	0	0	0	0	0	0	0	0	0	0	0	1	0	0	0
Kieley	1.000	1	1	1	1	0	0	1	1	0	0	0	0	0	0	0	0	0
Lowell	.400	4	15	6	6	3	0	1	4	1	0	0	0	3	1	1	0	1
Lugo	.385	4	13	2	5	1	0	0	1	0	1	0	0	3	0	0	0	0
Mirabelli	.000	0	0	0	0	0	0	0	0	0	0	0	0	0	0	0	0	0
Ortiz	.333	4	15	4	5	3	0	0	4	2	0	0	0	2	3	0	0	0
Pedroia	.278	4	18	2	5	1	0	1	4	1	0	0	0	2	0	0	0	0
Ramirez	.250	4	16	3	4	1	0	0	2	0	0	0	0	2	2	0	0	0
Varitek	.333	4	15	2	5	1	0	0	5	0	0	2	0	1	5	0	0	0
Youkilis	.222	4	9	3	2	2	0	0	1	0	0	0	0	3	1	0	0	0
Lester	.000	1	2	0	0	0	0	0	0	0	0	0	0	0	1	0	0	0
Matsuzaka	.333	1	3	0	1	0	0	0	20	0	0	0	0	0	1	0	0	0
Red Sox	.333	4	141	29	47	18	0	3	29	4	2	2	1	19	20	2	0	2
Rockies	.218	4	133	10	29	6	1	3	10	0	1	0	2	10	36	1	0	0

Pitcher	W	L	ERA	G	GS	CG	SHO	SV	IP	H	R	ER	HR	HB	BB	SO	WP
Beckett	1	0	1.29	1	1	0	0	0	7.0	6	1	1	0	0	1	9	0
Delcarmen	0	0	6.75	2	0	0	0	0	1.1	3	1	1	1	0	1	1	0
Gagne	0	0	0.00	1	0	0	0	0	1.0	0	0	0	0	0	0	1	0
Lester	1	0	0.00	1	1	0	0	0	5.2	3	0	0	0	0	3	3	0
Lopez	0	0	—	1	0	0	0	0	0.0	2	0	0	0	0	0	0	0
Matsuzaka	1	0	3.38	1	1	0	0	0	5.1	3	2	2	0	1	3	5	0
Okajima	0	0	7.36	3	0	0	0	0	3.2	4	3	3	2	0	0	6	0
Papelbon	0	0	0.00	3	0	0	0	3	4.1	2	0	0	0	0	0	3	0
Schilling	1	0	1.69	1	1	0	0	0	5.1	4	1	1	0	1	2	4	0
Snyder	0	0	—	0	0	0	0	0	0.0	0	0	0	0	0	0	0	0
Timlin	0	0	7.71	3	0	0	0	0	2.1	2	2	2	0	0	0	4	0
Red Sox	4	0	2.50	4	4	0	0	3	36.0	29	10	10	3	2	10	36	0
Rockies	0	4	7.68	4	4	0	0	0	34.0	47	29	29	3	1	19	20	0

Red Sox in the Postseason

Red Sox in the Postseason, Continued

2005 American League Division Series

(White Sox 3, Red Sox 0)

Game 1

at CHICAGO (Day) | Tuesday, October 4

	R	H	E
Boston	0	0	0
Chicago	5	0	1

CLEMENT (L), Bradford (4), Gonzalez (5), Arroyo (8) and Varitek CONTRERAS (W), Cotts (8), Politte (9) and Pierzynski
 HR—Pierzynski 2 (2), Konerko (1), Uribe (1), Podsednik (1)
 T—2:56; A—40,717

Game 2

at CHICAGO (Night) | Wednesday, October 5

	R	H	E
Boston	2	0	2
Chicago	0	0	0

WELLS (L), Papelbon (7) and Varitek BUEHRLE (W), Jenks (8-SV) and Pierzynski
 HR—Iguchi (1)
 T—2:29; A—40,799

Game 3

at BOSTON (Day) | Friday, October 7

	R	H	E
Chicago	0	0	2
Boston	0	0	0

GARCIA (W), Marte (6), Hernandez (6), Jenks (9-SV), Foulke (8), WAKEFIELD (L), Bradford (6), Myers (6), Papelbon (6), Timlin (9) and Mirabelli, Varitek (7)
 HR—Ortiz (1), Ramirez 2 (2), Konerko (2)
 T—3:28; A—35,496

2005 ALDS Statistics

Batter	AVG	G	AB	R	H	2B	3B	HR	RBI	GW	SH	SF	HB	BB	SO	SB	CS	E
Damon	.231	3	13	2	3	1	0	0	0	0	0	0	0	1	4	0	0	0
Graffanino	.250	3	12	0	3	2	0	0	0	0	0	0	0	0	0	0	0	1
Millar	.333	2	3	0	1	1	0	0	0	0	0	0	0	1	0	0	0	0
Mirabelli	.000	1	2	0	0	0	0	0	0	0	0	0	0	0	0	0	0	0
Mueller	.000	3	11	0	0	0	0	0	0	0	0	0	0	1	2	0	0	0
Nixon	.273	3	11	1	3	0	0	0	1	0	0	0	0	1	1	0	0	0
Olerud	.286	3	7	0	2	1	0	0	0	0	0	0	0	2	0	0	0	0
Ortiz	.333	3	12	2	4	2	0	1	1	0	0	0	0	3	0	0	0	0
Ramirez	.300	3	10	2	3	0	0	2	4	0	0	0	0	2	0	0	0	0
Renteria	.231	3	13	1	3	2	0	0	0	0	0	0	0	1	1	0	0	0
Varitek	.300	3	10	1	3	0	0	0	1	0	0	0	0	2	0	0	0	0
Red Sox	.240	3	104	9	25	9	0	3	8	0	0	0	0	8	14	0	0	2
White Sox	.289	3	97	24	28	6	0	7	24	3	3	0	5	5	11	3	2	1

Pitcher	W	L	ERA	G	GS	CG	SHO	SV	IP	H	R	ER	HR	HB	BB	SO	WP
Arroyo	0	0	18.00	1	0	0	0	0	1.0	2	2	2	1	0	2	1	0
Bradford	0	0	0.00	2	0	0	0	0	1.1	1	0	0	0	0	0	1	0
Clement	0	1	21.60	1	1	0	0	0	3.1	7	8	8	3	2	0	0	0
Gonzalez	0	0	15.43	1	0	0	0	0	2.1	2	4	4	1	1	1	0	0
Myers	0	0	—	1	0	0	0	0	0.0	0	0	0	0	0	1	0	0
Papelbon	0	0	0.00	2	0	0	0	0	4.0	2	0	0	0	0	0	2	0
Timlin	0	0	9.00	1	0	0	0	0	1.0	1	1	1	0	0	0	1	0
Wakefield	0	1	6.75	1	1	0	0	0	5.1	6	4	4	1	2	1	1	0
Wells	0	1	2.70	1	1	0	0	0	6.2	7	5	2	1	0	0	2	0
Red Sox	0	3	7.56	3	3	0	0	0	25.0	28	24	21	7	5	5	11	0
White Sox	3	0	3.00	3	3	0	0	0	27.0	25	9	9	3	0	8	14	1

Red Sox in the Postseason, Continued

2004 American League Division Series

(Red Sox 3, Angels 0)

Game 1

at ANAHEIM (Day) | Tuesday, October 5

	R	H	E
Boston	1	0	0
Anaheim	0	0	0

SCHILLING (W), Embree (7), Timlin (8) and Varitek
 WASHBURN (L), Shields (4), Gregg (6), Ortiz (8) and B. Molina
 HR—Millar (1), Ramirez (1), Glaus (1)
 T—3:04; A—44,608

Game 2

at ANAHEIM (Night) | Wednesday, October 6

	R	H	E
Boston	0	1	0
Anaheim	0	1	0

MARTINEZ (W), Timlin (8), Myers (8), Foulke (8-SV) and Varitek
 Colon, RODRIGUEZ (7-L), Donnelly (9) and J. Molina, B. Molina (8)
 HR—Varitek (1)
 T—3:48; A—45,118

Game 3

at BOSTON (Day) | Friday, October 8

	R	H	E
Anaheim	0	0	0
Boston	0	0	0

Escobar, Shields (4), Donnelly (5), RODRIGUEZ (8-L), Washburn (10)
 and B. Molina, J. Molina (7)
 Arroyo, Myers (7), Timlin (7), Embree (7), Foulke (8), LOWE (10-W) and Varitek
 HR—Glaus (2), Guerrero (1), Ortiz (1)
 T—4:11; A—35,547

2004 ALDS Statistics

Batter	AVG	G	AB	R	H	2B	3B	HR	RBI	GW	SH	SF	HB	BB	SO	SB	CS	E
Bellhorn	.091	3	11	2	1	0	0	0	0	0	0	0	0	5	4	0	0	0
Cabrera	.154	3	13	1	2	1	0	0	3	0	0	0	0	2	2	0	0	0
Damon	.467	3	15	4	7	1	0	0	0	0	0	0	0	1	2	3	0	0
Kapler	.200	2	5	2	1	0	0	0	0	0	0	0	0	0	0	0	0	0
Mientkiewicz	.500	3	4	0	2	0	0	0	1	0	0	0	0	0	0	0	0	0
Millar	.300	3	10	2	3	0	0	1	4	0	0	0	0	1	1	0	0	0
Mirabelli	—	0	0	0	0	0	0	0	0	0	0	0	0	0	0	0	0	0
Mueller	.333	3	12	3	4	0	0	0	0	0	0	0	0	1	1	0	0	0
Nixon	.250	2	8	0	2	0	0	0	2	0	0	0	0	2	1	0	0	0
Ortiz	.545	3	11	4	6	2	0	1	4	1	0	0	0	5	2	0	0	0
Ramirez	.385	3	13	3	5	2	0	1	7	2	0	2	0	1	4	0	0	0
Reese	.000	3	0	1	0	0	0	0	0	0	0	0	0	0	0	0	0	0
Roberts	.000	1	0	0	0	0	0	0	0	0	0	0	0	0	0	0	0	0
Varitek	.167	3	12	3	2	0	0	1	2	0	0	0	1	2	5	0	0	0
Youkilis	.000	1	2	0	0	0	0	0	0	0	0	0	0	0	1	0	0	0
Red Sox	.302	3	116	25	35	6	0	4	23	3	0	2	1	20	23	3	0	1
Angels	.226	3	106	12	24	3	0	4	12	0	1	0	2	11	28	1	1	3
Pitcher	W	L	ERA	G	GS	CG	SHO	SV	IP	H	R	ER	HR	HB	BB	SO	WP	
Arroyo	0	0	3.00	1	1	0	0	0	6.0	3	2	2	1	1	2	7	0	
Embree	0	0	0.00	2	0	0	0	0	1.0	0	0	0	0	0	1	0	0	
Foulke	0	0	0.00	2	0	0	0	1	3.0	2	0	0	0	0	1	5	0	
Leskanic	0	0	—	0	0	0	0	0	0.0	0	0	0	0	0	0	0	0	
Lowe	1	0	0.00	1	0	0	0	0	1.0	1	0	0	0	0	1	0	0	
Martinez	1	0	3.86	1	1	0	0	0	7.0	6	3	3	0	1	2	6	0	
Myers	0	0	27.00	2	0	0	0	0	0.1	0	1	1	0	0	1	1	0	
Schilling	1	0	2.70	1	1	0	0	0	6.2	9	3	2	2	0	2	4	0	
Timlin	0	0	9.00	3	0	0	0	0	3.0	3	3	3	1	0	1	5	0	
Wakefield	0	0	—	0	0	0	0	0	0.0	0	0	0	0	0	0	0	0	
Red Sox	3	0	3.54	3	3	0	0	1	28.0	24	12	11	4	2	11	28	0	
Angels	0	3	5.86	3	3	0	0	0	27.2	35	25	18	4	1	20	23	4	

Red Sox in the Postseason

Red Sox in the Postseason, Continued

2004 American League Championship Series

(Red Sox 4, Yankees 3)

Game 1

at NEW YORK (Night) | Tuesday, October 12

	R	H	E
Boston	0	0	0
New York	2	0	4

SCHILLING (L), Leskanic (4), Mendoza (5), Wakefield (6), Embree (7), Timlin (8), Foulke (8) and Varitek

MUSSINA (W), Sturtz (7), Gordon (8), Rivera (8-SV) and Posada

HR—Lofton (1), Varitek (1)

T—3:20; A—56,135

Game 2

at NEW YORK (Night) | Wednesday, October 13

	R	H	E
Boston	0	0	0
New York	1	0	0

MARTINEZ (L), Timlin (7), Embree (7), Foulke (8) and Varitek

LIEBER (W), Gordon (8), Rivera (8-SV) and Posada

HR—Olerud (1)

T—3:15; A—56,136

Game 3

at BOSTON (Night) | Saturday, October 16

	R	H	E
New York	3	0	3
Boston	0	4	2

Brown, VAZQUEZ (3-W), Quantrill (7), Gordon (9) and Posada

Arroyo, MENDOZA (3-L), Leskanic (4), Wakefield (4), Embree (7),

Myers (8) and Varitek, Mirabelli (8)

HR—Matsui 2 (2), Nixon (1), Rodriguez (1), Sheffield (1), Varitek (2)

T—4:20; A—35,126

Game 4

at BOSTON (Night) | Sunday, October 17

	R	H	E
New York	0	0	2
Boston	0	0	0

Hernandez, Sturtz (6), Rivera (8), Gordon (10), QUANTRILL (12-L) and Posada

Lowe, Timlin (6), Foulke (7), Embree (10), Myers (11), LESKANIC (11-W) and Varitek

HR—Rodriguez (2), Ortiz (1)

T—5:02; A—34,826

Game 5

at BOSTON (Night) | Monday, October 18

	R	H	E
New York	0	1	0
Boston	2	0	0

Mussina, Sturtz (7), Gordon (7), Rivera (8), Heredia (10), Quantrill (10), LOAIZA (11-L) and Posada

Martinez, Timlin (7), Foulke (8), Arroyo (10), Myers (11), Embree (11), WAKEFIELD (12-W) and Varitek

HR—Williams (1), Ortiz (2)

T—5:49; A—35,120

Game 6

at NEW YORK (Night) | Tuesday, October 19

	R	H	E
Boston	0	0	0
New York	0	0	0

SCHILLING (W), Arroyo (8), Foulke (9-SV) and Varitek

LIEBER (L), Heredia (8), Quantrill (8), Sturtz (9) and Posada

HR—Bellhorn (1), Williams (2)

T—3:50; A—56,128

Game 7

at NEW YORK (Night) | Wednesday, October 20

	R	H	E
Boston	2	4	0
New York	0	0	1

LOWE (W), Martinez (7), Timlin (8), Embree (9) and Varitek

BROWN (L), Vazquez (2), Loaiza (4), Heredia (7), Gordon (8),

Rivera (9) and Posada

HR—Ortiz (3), Damon 2 (2), Bellhorn (2)

T—3:31; A—56,129

2004 ALCS Statistics

Batter	AVG	G	AB	R	H	2B	3B	HR	RBI	GW	SH	SF	HB	BB	SO	SB	CS	E
Bellhorn	.192	7	26	3	5	2	0	2	4	1	0	0	0	5	11	0	0	0
Cabrera	.379	7	29	5	11	2	0	0	5	0	0	1	0	3	5	1	0	0
Damon	.171	7	35	5	6	0	0	2	7	1	0	0	0	2	8	2	1	0
Kapler	.333	2	3	0	1	0	0	0	0	0	0	0	0	0	0	0	0	0
Mientkiewicz	.500	4	4	0	2	1	0	0	0	0	1	0	0	0	1	0	0	0
Millar	.250	7	24	4	6	3	0	0	2	0	0	0	0	5	4	0	0	0
Mirabelli	.000	1	1	0	0	0	0	0	0	0	0	0	0	0	0	0	0	0
Mueller	.267	7	30	4	8	1	0	0	1	0	0	0	1	2	1	0	0	0
Nixon	.207	7	29	4	6	1	0	1	3	0	0	0	0	0	5	0	0	0
Ortiz	.387	7	31	6	12	0	1	3	11	2	0	0	0	4	7	0	1	0
Ramirez	.300	7	30	3	9	1	0	0	0	0	0	0	0	5	4	0	0	1
Reese	.000	3	1	0	0	0	0	0	0	0	0	0	0	0	1	0	0	0
Roberts	.000	2	0	2	0	0	0	0	0	0	0	0	0	0	0	1	0	0
Varitek	.321	7	28	5	9	1	0	2	7	0	0	1	0	2	6	0	0	0
Red Sox	.277	7	271	41	75	12	1	10	40	4	1	2	1	28	53	4	2	1
Yankees	.282	7	277	45	78	21	2	9	44	3	3	1	7	33	51	3	0	4

WHO SAID IT CAN'T BE DONE?

The 2004 Red Sox became the 1st team in baseball history and just the 3rd team in the history of Major League Baseball, the NBA, and the NHL, to overcome a 3-0 deficit to win a best-of-7 postseason series when they beat the Yankees in a 7-game ALCS...Both previous instances had come in hockey...Toronto rallied past Detroit in the 1942 Stanley Cup Finals, and the Islanders turned the trick against Pittsburgh in the 2nd round of the 1975 playoffs.

Red Sox in the Postseason, Continued

2004 ALCS Statistics, (Cont.)

Pitcher	W	L	ERA	G	GS	CG	SHO	SV	IP	H	R	ER	HR	HB	BB	SO	WP
Arroyo	0	0	15.75	3	1	0	0	0	4.0	8	7	7	2	0	2	3	0
Embree	0	0	3.86	6	0	0	0	0	4.2	9	2	2	0	0	1	2	0
Foulke	0	0	0.00	5	0	0	0	1	6.0	1	0	0	0	1	6	6	0
Leskanic	1	0	10.13	3	0	0	0	0	2.2	3	3	3	1	0	3	2	0
Lowe	1	0	3.18	2	2	0	0	0	11.1	7	4	4	1	1	1	6	0
Martinez	0	1	6.23	3	2	0	0	0	13.0	14	9	9	2	3	9	14	0
Mendoza	0	1	4.50	2	0	0	0	0	2.0	2	1	1	0	2	0	1	0
Myers	0	0	7.71	3	0	0	0	0	2.1	5	2	2	1	0	1	4	0
Schilling	1	1	6.30	2	2	0	0	0	10.0	10	7	7	1	0	2	5	0
Timlin	0	0	4.76	5	0	0	0	0	5.2	10	3	3	0	0	5	2	1
Wakefield	1	0	8.59	3	0	0	0	0	7.1	9	7	7	1	0	3	6	0
Red Sox	4	3	5.87	7	7	0	0	1	69.0	78	45	45	9	7	33	51	1
Yankees	3	4	5.17	7	7	0	0	2	69.2	75	41	40	10	1	28	53	3

RED SOX FACTS - WALKING AWAY A WINNER

The Red Sox have 12 walk-off wins overall in their postseason annals, including 8 in their last 10 appearances...Here's the complete list:

Game 8, 1912 World Series: Larry Gardner's sac fly with 1 out in the bottom of the 10th scored Steve Yerkes and capped a 2-run rally that gave the Red Sox a 3-2 win over the New York Giants and the World Series championship in their 1st season at Fenway Park...The Sox won the Series 4 games to 3 with 1 tie.

Game 3, 1915 World Series: Duffy Lewis delivered an RBI single with 1 out in the bottom of the 9th, bringing Harry Hooper home with the game-winner as the Red Sox edged the Phillies, 2-1, at Braves Field.

Game 2, 1916 World Series: Pinch-hitter Del Gainer singled home Mike McNally with 1 out in the bottom of the 14th to give the Red Sox a 2-1 win over Brooklyn at Braves Field.

Game 6, 1975 World Series: Carlton Fisk led off the bottom of the 12th with a homer off Cincinnati's Pat Darcy, giving Boston a 7-6 victory and forcing a decisive Game 7.

Game 3, 2003 ALDS: A loss from elimination, the Red Sox lived to fight another day after pinch-hitter Trot Nixon drilled a 2-run homer off Rich Harden with 1 out in the bottom of the 11th.

Game 3, 2004 ALDS: David Ortiz gave the Red Sox a 3-game sweep of the Angels with a 2-run homer into the Green Monster Seats with 2 outs in the bottom of the 10th, lifting the Sox into the ALCS with an 8-6 win.

Game 4, 2004 ALCS: Down 3 games to none, the Red Sox stayed alive when David Ortiz crushed a 2-run blast to right field off the Yankees' Paul Quantrill.

Game 5, 2004 ALCS: The Red Sox continued their quest toward the greatest comeback in baseball history when, for the 2nd night in a row, David Ortiz delivered the game-winning run in walk-off fashion...This time, facing Esteban Loaiza, Ortiz singled Johnny Damon home from 2nd with 2 outs in the bottom of the 14th for a 5-4 win.

Game 2, 2007 ALDS: Manny Ramirez belted a 3-run, walk-off homer over the Green Monster and into the Boston night off Francisco Rodriguez in the bottom of the 9th inning to give the Red Sox a 6-3 win over the Angels.

Game 4, 2008 ALDS: Jed Lowrie drove in Jason Bay with a 2-out, walk-off single in the bottom of the 9th inning, giving the Red Sox their 5th Division Series win in club history...It was the 23rd time in postseason history that a series was decided by a walk-off hit, the 4th time that a rookie had done so.

Game 5, 2008 ALCS: J.D. Drew drove in Kevin Youkilis from 2nd base with a 9th-inning, walk-off single to cap a 7-run comeback...It was the largest postseason comeback since Game 4 of the 1929 World Series, the 2nd largest in playoff history, and the largest ever for a team facing elimination.

Game 2, 2013 ALCS: After David Ortiz's 1st career postseason grand slam tied the game in the 8th, Jarrod Saltalamacchia drove in the game-winner with a walk-off single in the 9th, scoring Jonny Gomes for a 6-5 victory to tie the series with the Tigers 1-1. It was the 6th time in postseason history that a team came back to win after trailing by at least 4 runs in the 8th inning or later, 1st for the Red Sox, and the 2nd such postseason win to end in a walk-off.

Red Sox in the Postseason, Continued

2004 World Series

(Red Sox 4, Cardinals 0)

Game 1

at **BOSTON (Night)** | Saturday, October 23

	R	H	E
St. Louis	0	1	1
Boston	4	0	3

Williams, Haren (3), Calero (7), King (7), Eldred (7), TAVAREZ (8-L) and Matheny, Molina (8)
 Wakefield, Arroyo (4), Timlin (7), Embree (8), FOULKE (8-B/SV, W) and Mirabelli, Varitek (7)
 HR—Ortiz (1), Bellhorn (1), Walker (1)
 T—4:00; A—35,035

Game 2

at **BOSTON (Night)** | Sunday, October 24

	R	H	E
St. Louis	0	0	0
Boston	2	5	0

MORRIS (L), Eldred (5), King (6), Marquis (7), Reyes (8) and Matheny
 SCHILLING (W), Embree (7), Timlin (8), Foulke (8) and Varitek
 HR—None
 T—3:20; A—35,001

Game 3

at **ST. LOUIS (Night)** | Tuesday, October 26

	R	H	E
Boston	1	0	0
St. Louis	0	0	0

MARTINEZ (W), Timin (8), Foulke (9) and Varitek
 SUPPAN (L), Reyes (5), Calero (6), King (7), Tavarez (9)
 and Matheny, Molina (9)
 HR—Ramirez (1), Walker (2)
 T—2:58; A—52,015

Game 4

at **ST. LOUIS (Night)** | Wednesday, October 27

	R	H	E
Boston	1	0	2
St. Louis	0	0	0

LOWE (W), Arroyo (8), Embree (8), Foulke (9-SV) and Varitek
 MARQUIS (L), Haren (7), Isringhausen (8) and Molina, Matheny (9)
 HR—Damon (1)
 T—3:14; A—52,037

2004 World Series Statistics

Batter	AVG	G	AB	R	H	2B	3B	HR	RBI	GW	SH	SF	HB	BB	SO	SB	CS	E
Bellhorn	.300	4	10	3	3	1	0	1	4	2	0	0	1	5	2	0	0	1
Cabrera	.235	4	17	3	4	1	0	0	3	0	0	0	1	3	1	0	0	0
Damon	.286	4	21	4	6	2	1	1	2	0	0	0	0	1	0	0	0	0
Kapler	.000	4	2	0	0	0	0	0	0	0	0	0	0	1	0	0	0	0
Lowe	.000	1	2	0	0	0	0	0	0	1	0	0	0	1	0	0	0	0
Martinez	.000	1	2	0	0	0	0	0	0	0	0	0	1	2	0	0	0	0
Mientkiewicz	.000	4	1	0	0	0	0	0	0	0	0	0	0	0	0	0	0	0
Millar	.125	4	8	2	1	1	0	0	0	0	0	0	1	2	2	0	0	1
Mirabelli	.333	1	3	1	1	0	0	0	0	0	0	0	0	0	1	0	0	0
Mueller	.429	4	14	3	6	2	0	0	2	0	0	0	0	4	0	0	0	3
Nixon	.357	4	14	1	5	3	0	0	3	1	0	0	0	1	1	0	0	0
Ortiz	.308	4	13	3	4	1	0	1	4	0	0	0	0	4	1	0	0	0
Ramirez	.412	4	17	2	7	0	0	1	4	1	0	0	0	3	3	0	0	2
Reese	.000	4	1	0	0	0	0	0	0	0	0	0	0	0	0	0	0	0
Roberts	—	0	0	0	0	0	0	0	0	0	0	0	0	0	0	0	0	0
Varitek	.154	4	13	2	2	0	1	0	2	0	0	0	1	1	4	0	0	0
Youkilis	—	0	0	0	0	0	0	0	0	0	0	0	0	0	0	0	0	0
Red Sox	.283	4	138	24	39	11	2	4	24	4	1	0	4	24	20	0	0	8
Cardinals	.190	4	126	12	24	8	0	2	8	0	2	3	1	12	32	1	0	1

Pitcher	W	L	ERA	G	GS	CG	SHO	SV	IP	H	R	ER	HR	HB	BB	SO	WP
Arroyo	0	0	6.75	2	0	0	0	0	2.2	4	2	2	0	0	1	4	0
Embree	0	0	0.00	3	0	0	0	0	1.2	1	1	0	0	0	0	4	0
Foulke	1	0	1.80	4	0	0	0	1	5.0	4	1	1	1	0	1	8	0
Leskanic	0	0	—	0	0	0	0	0	0.0	0	0	0	0	0	0	0	0
Lowe	1	0	0.00	1	1	0	0	0	7.0	3	0	0	0	0	1	4	1
Martinez	1	0	0.00	1	1	0	0	0	7.0	3	0	0	0	0	2	6	0
Myers	0	0	—	0	0	0	0	0	0.0	0	0	0	0	0	0	0	0
Schilling	1	0	0.00	1	1	0	0	0	6.0	4	1	0	0	0	1	4	0
Timlin	0	0	6.00	3	0	0	0	0	3.0	2	2	2	0	0	1	0	0
Wakefield	0	0	12.27	1	1	0	0	0	3.2	3	5	5	1	1	5	2	0
Red Sox	4	0	2.50	4	4	0	1	1	36.0	24	12	10	2	1	12	32	1
Cardinals	0	4	6.09	4	4	0	0	0	34.0	39	24	23	4	4	24	20	0

Red Sox in the Postseason

Red Sox in the Postseason, Continued

2003 American League Division Series

(Red Sox 3, Athletics 2)

Game 1

at OAKLAND (Night) | Wednesday, October 1

	R	H	E
Boston	1	0	0
Oakland	0	0	0

Martinez, Timlin (8), Kim (9), Embree (9), Williamson (10), LOWE (11-L) and Varitek
 Hudson, Rincon (7), Bradford (8), Foulke (9), HARDEN (12-W) and R. Hernandez
 HR—Walker 2 (2), Varitek (1)
 T—4:37; A—50,606

Game 2

at OAKLAND (Day) | Thursday, October 2

	R	H	E
Boston	0	0	1
Oakland	0	5	0

WAKEFIELD (L), Embree (7), Williamson (8) and Mirabelli
 ZITO (W), Bradford (8), Foulke (9) and R. Hernandez
 HR—None
 T—2:37; A—36,305

Game 3

at BOSTON (Night) | Saturday, October 4

	R	H	E
Oakland	0	0	0
Boston	0	1	0

Lowe, Timlin (8), WILLIAMSON (11-W) and Varitek, Mirabelli (10)
 Lilly, Bradford (8), Rincon (9), Mecer (10), HARDEN (11-L) and R. Hernandez
 HR—Nixon (1)
 T—3:42; A—35,460

Game 4

at BOSTON (Day) | Sunday, October 5

	R	H	E
Oakland	0	1	0
Boston	0	0	0

Hudson, Sparks (2), Rincon (6), FOLUKE (8-L) and Melhuse
 Burkett, Wakefield (6), WILLIAMSON (8-W) and Varitek
 HR—Damon (1), Dye (1), Walker (3)
 T—3:02; A—35,048

Game 5

at OAKLAND (Night) | Monday, October 6

	R	H	E
Boston	0	0	0
Oakland	0	0	0

MARTINEZ (W), Embree (8), Timlin (8), Williamson (9), Lowe (9-5V) and Varitek
 ZITO (L), Lilly (7), Bradford (9), Rincon (9) and R. Hernandez
 HR—Varitek (2), M. Ramirez (1)
 T—3:05; A—49,397

2003 ALDS Statistics

Batter	AVG	G	AB	R	H	2B	3B	HR	RBI	GW	SH	SF	HB	BB	SO	SB	CS	E
Brown	.000	4	2	0	0	0	0	0	0	0	0	0	0	0	1	0	0	0
Damon	.316	5	19	2	6	2	0	1	3	0	0	0	1	2	1	2	0	0
Garciparra	.300	5	20	2	6	1	0	0	0	0	0	0	0	3	3	0	0	1
Jackson	.000	4	5	0	0	0	0	0	0	0	0	0	0	0	2	0	0	0
Kapler	.000	4	9	0	0	0	0	0	0	0	0	0	0	0	3	0	0	0
McCarty	—	1	0	0	0	0	0	0	0	0	0	0	0	0	0	0	0	0
Millar	.238	5	21	0	5	0	0	0	0	0	0	0	0	2	4	0	0	0
Mirabelli	.500	2	4	2	2	1	0	0	0	0	0	0	0	0	1	0	0	0
Mueller	.105	5	19	0	2	1	0	0	0	0	0	0	0	3	4	0	0	0
Nixon	.200	4	10	1	2	0	0	1	2	1	0	0	0	1	3	0	0	0
Ortiz	.095	5	21	0	2	1	0	0	2	1	0	0	0	2	7	0	0	0
Ramirez	.200	5	20	2	4	0	0	1	3	1	0	0	0	3	7	0	0	0
Varitek	.286	5	14	4	4	0	0	2	2	0	0	0	0	2	2	0	0	0
Walker	.313	5	16	4	5	0	0	3	4	0	0	0	1	0	1	0	0	2
Red Sox	.211	5	180	17	38	6	0	8	16	3	0	0	2	18	39	3	0	5
Athletics	.213	5	178	18	38	8	1	1	15	2	1	0	4	21	37	3	0	5

Pitcher	W	L	ERA	G	GS	CG	SHO	SV	IP	H	R	ER	HR	HB	BB	SO	WP
Burkett	0	0	6.75	1	1	0	0	0	5.1	9	4	4	1	0	2	1	0
Embree	0	0	0.00	3	0	0	0	0	2.0	1	0	0	0	0	0	0	0
Kim	0	0	13.50	1	0	0	0	0	0.2	0	1	1	0	1	1	1	0
Lowe	0	1	0.93	3	1	0	0	1	9.2	7	2	1	0	0	7	6	0
Martinez, P.	1	0	3.86	2	2	0	0	0	14.0	13	6	6	0	1	5	9	0
Timlin	0	0	0.00	3	0	0	0	0	4.1	0	0	0	0	0	0	5	0
Wakefield	0	1	3.52	2	1	0	0	0	7.2	6	5	3	0	2	3	7	0
Williamson	2	0	0.00	5	0	0	0	0	5.0	2	0	0	0	0	3	8	0
Red Sox	3	2	2.77	5	5	0	0	1	48.2	38	18	15	1	4	21	37	0
Athletics	2	3	2.98	5	5	0	0	0	48.1	38	17	16	8	2	18	39	1

Red Sox in the Postseason

Red Sox in the Postseason, Continued

2003 American League Championship Series

(Yankees 4, Red Sox 3)

Game 1

at NEW YORK (Night) | Wednesday, October 8

	R	H	E
Boston	0	0	0
New York	2	2	0

WAKEFIELD (W), Embree (7), Timlin (8), Williamson (9-SV) and Mirabelli
 MUSSINA (L), Heredia (6), Nelson (7), White (7), Contreras (9) and Posada
 HR—Ortiz (1), Walker (1), Ramirez (1)
 T—3:20; A—56,281

Game 2

at NEW YORK (Night) | Thursday, October 9

	R	H	E
Boston	0	1	0
New York	0	2	1

LOWE (L), Sauerbeck (7), Arroyo (8) and Varitek
 PETTITTE (W), Contreras (7), Rivera (9) and Posada
 HR—N. Johnson (1), Varitek (1)
 T—3:05; A—56,295

Game 3

at BOSTON (Day) | Saturday, October 11

	R	H	E
New York	0	1	1
Boston	2	0	0

CLEMENS (W), Heredia (7), Contreras (7), Rivera (8-SV) and Posada
 P. MARTINEZ (L), Timlin (8), Embree (9) and Varitek
 HR—Jeter (1)
 T—3:14; A—34,209

Game 4

at BOSTON (Night) | Monday, October 13

	R	H	E
New York	0	0	0
Boston	0	0	0

MUSSINA (L), Heredia (7), Nelson (8) and Posada
 WAKEFIELD (W), Timlin (8), Williamson (9-SV) and Mirabelli, Varitek (8)
 HR—Walker (2), Nixon (1), Sierra (1)
 T—2:49; A—34,599

Game 5

at BOSTON (Day) | Tuesday, October 14

	R	H	E
New York	0	3	0
Boston	0	0	0

WELLS (W), Rivera (8-SV) and Posada
 LOWE (L), Embree (8), Arroyo (9) and Varitek
 HR—Ramirez (2)
 T—3:04; A—34,619

Game 6

at NEW YORK (Day) | Wednesday, October 15

	R	H	E
Boston	0	0	4
New York	1	0	0

Burkett, Arroyo (4), T. Jones (6), EMBREE (6-W), Timlin (8), Williamson (9-SV)
 and Varitek
 Pettitte, CONTRERAS (6-L), Heredia (7), Nelson (8), White (9) and Posada
 HR—Ja. Giambi (1), Varitek (2), Posada (1), Nixon (2)
 T—4:09; A—56,277

Game 7

at NEW YORK (Night) | Thursday, October 16

	R	H	E
Boston	0	3	0
New York	0	0	0

P. Martinez, Embree (8), Timlin (8), WAKEFIELD (10-L) and Varitek, Mirabelli (9)
 Clemens, Mussina (4), Heredia (7), Nelson (7), Wells (8), RIVERA (9-W) and Posada
 HR—Nixon (3), Millar (1), Ja. Giambi 2 (3), Ortiz (2), A. Boone (1)
 T—3:56; A—56,279

2003 ALCS Statistics

Batter	AVG	G	AB	R	H	2B	3B	HR	RBI	GW	SH	SF	HB	BB	SO	SB	CS	E
Damon	.200	5	20	1	4	1	0	0	1	1	0	0	0	3	3	1	0	0
Garciaparra	.241	7	29	2	7	0	1	0	1	0	0	0	0	2	8	0	0	1
Jackson	.333	5	3	0	1	0	0	0	1	0	0	0	0	0	1	0	1	1
Kapler	.125	3	8	0	1	0	0	0	0	0	0	0	0	0	3	0	1	0
McCarty	.000	1	1	0	0	0	0	0	0	0	0	0	0	0	1	0	0	0
Millar	.241	7	29	3	7	0	0	1	3	0	0	0	0	1	9	0	0	1
Mirabelli	.286	3	7	0	2	0	0	0	0	0	0	0	0	0	2	0	0	0
Mueller	.222	7	27	1	6	2	0	0	0	0	0	0	0	2	7	0	0	0
Nixon	.333	7	24	3	8	1	0	3	5	0	0	0	1	3	7	1	2	0
Ortiz	.269	7	26	4	7	1	0	2	6	0	0	0	1	3	8	0	0	0
Ramirez	.310	7	29	6	9	1	0	2	4	0	0	0	0	1	4	0	1	0
Varitek	.300	6	20	4	6	2	0	2	3	1	0	0	0	1	5	0	0	0
Walker	.370	7	27	5	10	1	1	2	2	1	0	0	1	1	2	0	0	0
Red Sox	.272	7	250	29	68	9	2	12	26	3	0	0	3	17	60	2	5	3
Yankees	.227	7	238	30	54	12	0	8	29	4	0	1	4	21	49	5	1	5
Pitcher	W	L	ERA	G	GS	CG	SHO	SV	IP	H	R	ER	HR	HB	BB	SO	WP	
Arroyo	0	0	2.70	3	0	0	0	0	3.1	2	1	1	1	1	2	5	0	
Burkett	0	0	7.36	1	1	0	0	0	3.2	7	5	3	1	0	0	1	0	
Embree	1	0	0.00	5	0	0	0	0	4.2	3	0	0	0	0	0	1	0	
Jones, T.	0	0	0.00	1	0	0	0	0	0.1	1	0	0	0	0	1	1	0	
Lowe	0	2	6.43	2	2	0	0	0	14.0	14	10	3	1	7	5	0		
Martinez, P.	0	1	5.65	2	2	0	0	0	14.1	16	9	9	1	1	2	14	0	
Sauerbeck	0	0	0.00	1	0	0	0	0	0.1	1	0	0	0	0	1	0	0	
Timlin	0	0	0.00	5	0	0	0	0	5.1	1	0	0	0	0	2	6	0	
Wakefield	2	1	2.57	3	2	0	0	0	14.0	8	5	4	2	1	6	10	0	
Williamson	0	0	3.00	3	0	0	0	3	3.0	1	1	1	1	0	0	6	0	
Red Sox	3	4	4.00	7	7	0	0	3	63.0	54	31	28	8	4	21	49	0	
Yankees	4	3	3.94	7	7	0	0	2	64.0	68	29	28	12	3	17	60	3	

Red Sox in the Postseason

Red Sox in the Postseason, Continued

1999 American League Division Series

(Red Sox 3, Indians 2)

Game 1

at CLEVELAND (Night) | Wednesday, October 6

	R	H	E
Boston	0	1	0
Cleveland	0	0	0

P. Martinez, LOWE (5-L), Cormier (9), Garces (9) and Varitek
 Colon, SHUEY (9-W) and S. Alomar
 HR—Garciaparra (1), Thome (1)
 T—2:53; A—45,182

Game 2

at CLEVELAND (Day) | Thursday, October 7

	R	H	E
Boston	0	0	1
Cleveland	0	0	6

SABERHAGEN (L), Wasdin (3), Wakefield (5), Gordon (7), Beck (8) and Varitek
 NAGY (W), Karsay (8), Jackson (9) and S. Alomar
 HR—Baines (1), Thome (2)
 T—2:47; A—45,184

Game 3

at BOSTON (Day) | Saturday, October 9

	R	H	E
Cleveland	0	0	0
Boston	0	0	0

Burba, WRIGHT (5-L), Rincon (7), DePaula (7), S. Reed (8) and S. Alomar
 R. Martinez, LOWE (6-W), Beck (9) and Varitek
 HR—Valentin (1), Daubach (1)
 T—3:08; A—33,539

Game 4

at BOSTON (Night) | Sunday, October 10

	R	H	E
Cleveland	1	1	0
Boston	2	5	3

COLON (L), Karsay (2), S. Reed (4), DePaula (5), Assenmacher (7), Shuey (8)
 and S. Alomar, Diaz (7)
 Mercker, GARCES (2-W), Wakefield (5), Wasdin (5), Cormier (5), Gordon (9)
 and Varitek, Hattberg (8)
 HR—Valentin 2 (3), Offerman (1), Varitek (1), Cordero (1)
 T—3:49; A—33,898

Game 5

at CLEVELAND (Night) | Monday, October 11

	R	H	E
Boston	2	0	5
Cleveland	3	2	3

Saberhagen, Lowe (2), P. MARTINEZ (4-W) and Varitek
 Nagy, De Paula (4), SHUEY (7-L), Jackson (9) and S. Alomar
 HR—O'Leary 2 (2), Thome 2 (4), Garciaparra (2), Fryman (1)
 T—3:12; A—45,114

1999 ALDS Statistics

Batter	AVG	G	AB	R	H	2B	3B	HR	RBI	GW	SH	SF	HB	BB	SO	SB	CS	E
Burford	.000	1	3	0	0	0	0	0	0	0	0	0	0	0	1	0	0	0
Daubach	.250	4	16	3	4	2	0	1	3	0	0	0	0	7	0	0	0	0
Garciaparra	.417	4	12	6	5	2	0	2	4	0	0	0	1	3	3	0	0	0
Hattberg	1.000	1	1	1	1	0	0	0	0	0	0	0	1	0	0	0	0	0
Huskey	.200	2	5	0	1	0	0	0	0	0	0	0	0	1	0	0	0	0
Lewis	.375	4	16	5	6	1	0	0	2	1	0	0	1	0	2	1	0	0
Merloni	.333	3	6	1	2	0	0	0	1	0	0	0	0	1	1	0	0	1
Nixon	.214	5	14	5	3	3	0	0	6	0	0	0	0	4	5	0	0	0
Offerman	.389	5	18	4	7	1	0	1	6	0	0	0	0	7	0	0	1	0
O'Leary	.200	5	20	4	4	0	0	2	7	1	0	0	0	2	3	0	0	0
Sadler	.500	2	2	1	1	1	0	0	0	0	0	0	0	1	0	0	0	0
Stanley	.500	5	20	4	10	2	1	0	2	0	0	0	0	2	3	0	0	0
Valentin	.318	5	22	6	7	2	0	3	12	1	0	1	0	4	0	0	2	0
Varitek	.238	5	21	7	5	3	0	1	3	0	0	0	1	0	4	0	0	0
Red Sox	.318	5	176	47	56	17	1	10	47	3	0	3	3	19	35	1	1	3
Indians	.233	5	163	32	38	7	1	7	31	2	1	4	2	28	43	5	0	3

Pitcher	W	L	ERA	G	GS	CG	SHO	SV	IP	H	R	ER	HR	HB	BB	SO	WP
Beck	0	0	0.00	2	2	0	0	0	2.0	2	0	0	0	0	0	2	0
Cormier	0	0	0.00	2	0	0	0	0	4.0	2	0	0	0	0	1	4	0
Garces	1	0	3.86	2	0	0	0	0	2.1	2	1	1	0	0	3	2	0
Gordon	0	0	4.50	2	0	0	0	0	2.0	1	1	1	1	1	1	3	0
Lowe	1	1	4.32	3	0	0	0	0	8.1	6	7	4	2	1	1	7	0
Martinez, P.	1	0	0.00	2	1	0	0	0	10.0	3	0	0	0	0	4	11	0
Martinez, R.	0	0	3.18	1	1	0	0	0	5.2	5	2	2	0	0	3	6	0
Mercker	0	0	10.80	1	1	0	0	0	1.2	3	2	2	0	0	3	1	0
Saberhagen	0	1	27.00	2	2	0	0	0	3.2	9	11	11	3	0	4	2	0
Wakefield	0	0	13.50	2	0	0	0	0	2.0	3	3	3	0	0	4	4	0
Wasdin	0	0	27.00	2	0	0	0	0	1.2	2	5	5	1	0	4	1	0
Red Sox	3	2	6.02	5	5	0	0	0	43.1	38	32	29	7	2	28	43	0
Indians	2	3	9.63	5	5	0	0	0	43.0	56	47	46	10	3	19	35	2

Red Sox in the Postseason

Red Sox in the Postseason, Continued

1999 American League Championship Series

(Yankees 4, Red Sox 1)

Game 1

at NEW YORK (Night) | Wednesday, October 13

	R	H	E
Boston	2	1	0
New York	0	2	0

Mercker, Garces (5), Lowe (7), Cormier (9), BECK (10-L) and Varitek
 Hernandez, RIVERA (9-W) and Posada
 HR—Brosius (1), Williams (1)
 T—3:39; A—57,181

Game 2

at NEW YORK (Night) | Thursday, October 14

	R	H	E
Boston	0	0	0
New York	0	0	0

R. MARTINEZ (L), Gordon (7), Cormier (7) and Varitek
 CONE (W), Stanton (8), Nelson (8), Watson (8), Mendoza (8), Rivera (9-SV)
 and Girardi
 HR—T. Martinez (1), Garciaparra (1)
 T—3:46; A—57,180

Game 3

at BOSTON (Day) | Saturday, October 16

	R	H	E
New York	0	0	0
Boston	2	2	2

CLEMENS (L), Irabu (3), Stanton (7), Watson (8) and Girardi, Posada (4)
 P. MARTINEZ (W), Gordon (8), Rapp (9) and Varitek, Hatteberg (9)
 HR—Valentin (1), Daubach (1), Garciaparra (1), Brosius (2)
 T—3:14; A—33,190

Game 4

at BOSTON (Night) | Sunday, October 17

	R	H	E
New York	0	1	0
Boston	0	1	1

PETTITTE (W), Rivera (8-SV) and Girardi
 SABERHAGEN (L), Lowe (7), Cormier (8), Garces (8), Beck (9) and Varitek
 HR—Strawberry (1), Ledee (1)
 T—3:39; A—33,586

Game 5

at BOSTON (Night) | Monday, October 18

	R	H	E
New York	2	0	0
Boston	0	0	0

HERNANDEZ (W), Stanton (8), Nelson (8), Watson (8), Mendoza (8-SV) and Posada
 MERCKER (L), Lowe (4), Cormier (7), Gordon (9) and Varitek
 HR—Jeter (1), Varitek (1), Posada (1)
 T—4:09; A—33,589

1999 ALCS Statistics

Batter	AVG	G	AB	R	H	2B	3B	HR	RBI	GW	SH	SF	HB	BB	SO	SB	CS	E
Buford	.400	4	5	1	2	0	0	0	0	0	0	0	0	2	1	0	0	0
Daubach	.176	5	17	2	3	1	0	1	3	0	0	0	0	1	4	0	0	0
Garciaparra	.400	5	20	2	8	2	0	2	5	0	0	0	0	2	2	1	0	4
Hatteberg	.000	3	1	1	1	0	0	0	0	0	0	0	0	1	0	0	0	0
Huskey	.200	4	5	1	1	1	0	0	0	0	0	0	0	1	1	0	0	0
Lewis	.118	5	17	2	2	1	0	0	1	0	0	0	0	1	3	1	1	1
Merloni	—	0	0	0	0	0	0	0	0	0	0	0	0	1	0	0	0	0
Nixon	.286	4	14	2	4	2	0	0	0	0	0	0	0	1	5	0	0	0
Offerman	.458	5	24	4	11	0	1	0	2	0	0	0	0	1	3	1	0	2
O'Leary	.350	5	20	2	7	3	0	0	1	0	0	0	0	2	5	0	0	0
Sadler	—	2	0	0	0	0	0	0	0	0	0	0	0	0	0	0	0	0
Stanley	.222	5	18	1	4	0	0	0	1	0	0	0	1	2	4	0	0	1
Valentin	.348	5	23	3	8	2	0	1	5	1	0	0	0	2	4	0	0	0
Varitek	.200	5	20	1	4	1	1	1	1	0	1	0	0	1	4	0	0	1
Red Sox	.293	5	184	21	54	13	2	5	19	1	1	0	1	15	38	4	1	10
Yankees	.239	5	176	23	42	4	1	8	21	3	2	0	1	18	44	3	1	5

Pitcher	W	L	ERA	G	GS	CG	SHO	SV	IP	H	R	ER	HR	HB	BB	SO	WP
Beck	0	1	27.00	2	0	0	0	0	0.2	2	2	2	2	0	0	1	0
Cormier	0	0	0.00	4	0	0	0	0	3.2	3	0	0	0	0	3	4	0
Garces	0	0	12.00	2	0	0	0	0	3.0	3	5	4	0	0	1	2	0
Gordon	0	0	13.50	3	0	0	0	0	2.0	3	3	3	2	0	1	3	0
Lowe	0	0	1.42	3	0	0	0	0	6.1	6	3	1	0	0	2	7	0
Martinez, P.	1	0	0.00	1	1	0	0	0	7.0	2	0	0	0	0	2	12	0
Martinez, R.	0	0	4.05	1	1	0	0	0	6.2	6	3	3	1	0	3	5	0
Mercker	0	1	4.70	2	2	0	0	0	7.2	12	4	4	4	1	4	5	0
Rapp	0	0	0.00	1	0	0	0	0	1.0	0	0	0	0	0	1	0	0
Saberhagen	0	1	1.50	1	1	0	0	0	6.0	5	3	1	1	0	1	5	0
Red Sox	1	4	3.68	5	5	0	0	0	44.0	42	23	18	8	1	18	44	0
Yankees	4	1	3.80	5	5	0	0	0	45.0	54	21	19	5	1	15	38	0

Red Sox in the Postseason

Red Sox in the Postseason, Continued

1998 American League Division Series

(Indians 3, Red Sox 1)

Game 1

at CLEVELAND (Day) | Tuesday, September 29

	R	H	E
Boston	3	0	0
Cleveland	0	0	0

P. MARTINEZ (W), Corsi (8) and Hatteberg
 WRIGHT (L), D. Jones (5), S. Reed (8), Poole (8), Shuey (8),
 Assenmacher (9) and S. Alomar
 HR—Vaughn 2 (2), Garciaparra (1), Lofton (1), Thome (1)
 T—3:16; A—45,185

Game 2

at CLEVELAND (Day) | Wednesday, September 30

	R	H	E
Boston	2	0	1
Cleveland	1	5	1

WAKEFIELD (L), Wasdin (2), Lowe (4), Swindell (6), Gordon (8) and Varitek
 Gooden, BURBA (1-W), Shuey (7), Assenmacher (8), M. Jackson (8-SV) and S. Alomar
 HR—Justice (1)
 T—3:25; A—45,229

Game 3

at BOSTON (Day) | Friday, October 2

	R	H	E
Cleveland	0	0	0
Boston	0	0	0

NAGY (W), M. Jackson (9-SV) and S. Alomar
 SABERHAGEN (L), Corsi (8), Eckersley (9) and Hatteberg
 HR—Thome (2), Lofton (2), Ramirez 2 (2), Garciaparra (2)
 T—2:27; A—33,114

Game 4

at BOSTON (Day) | Saturday, October 3

	R	H	E
Cleveland	0	0	0
Boston	0	0	0

Colon, Poole (6), S. REED (7-W), Assenmacher (8), Shuey (8),
 Jackson (9-SV) and S. Alomar
 Schourek, Lowe (6), GORDON (8-L) and Hatteberg
 HR—Garciaparra (3)
 T—3:00; A—33,537

1998 ALDS Statistics

Batter	AVG	G	AB	R	H	2B	3B	HR	RBI	GW	SH	SF	HB	BB	SO	SB	CS	E
Benjamin	.091	4	11	1	1	0	0	0	0	0	1	0	0	1	3	0	0	0
Bragg	.083	3	12	0	1	0	0	0	0	0	0	0	0	5	0	0	0	0
Buford	.000	3	1	2	0	0	0	0	0	0	0	0	1	0	0	0	0	0
Cummings	.000	3	3	0	0	0	0	0	0	0	0	0	0	0	0	0	0	0
Garciaparra	.333	4	15	4	5	1	0	3	11	0	0	2	0	1	0	0	0	0
Hatteberg	.111	3	9	0	1	0	0	0	0	0	0	0	0	3	1	0	0	0
Lewis	.357	4	14	4	5	2	0	0	0	0	0	0	1	1	3	1	0	0
Nixon	.333	2	3	0	1	0	0	0	0	0	0	0	0	1	0	0	0	0
O'Leary	.063	4	16	0	1	0	0	0	0	0	0	0	0	1	4	0	0	0
Sadler	.000	3	0	0	0	0	0	0	0	0	0	0	0	0	0	0	0	0
Stanley	.267	4	15	1	4	0	0	0	0	0	0	0	0	2	5	0	0	0
Valentin	.467	4	15	5	7	1	0	0	0	0	0	0	0	3	1	0	0	0
Varitek	.250	1	4	0	1	0	0	0	1	0	0	0	0	1	0	0	0	0
Vaughn	.412	4	17	3	7	2	0	2	7	1	0	0	0	1	5	0	0	0
Red Sox	.252	4	135	20	34	6	0	5	19	1	1	2	2	14	28	1	0	0
Indians	.206	4	126	18	26	12	0	7	17	3	0	1	3	15	26	3	1	1

Pitcher	W	L	ERA	G	GS	CG	SHO	SV	IP	H	R	ER	HR	HB	BB	SO	WP
Corsi	0	0	0.00	2	0	0	0	0	3.0	1	0	0	0	0	1	2	0
Eckersley	0	0	9.00	1	0	0	0	0	1.0	1	1	1	1	0	0	1	0
Gordon	0	1	9.00	2	0	0	0	0	3.0	4	3	3	0	0	4	1	1
Lowe	0	0	2.08	2	0	0	0	0	4.1	3	1	1	0	1	1	2	0
Martinez	1	0	3.86	1	1	0	0	0	7.0	6	3	3	2	0	0	8	1
Saberhagen	0	1	3.86	1	1	0	0	0	7.0	4	3	3	3	0	1	7	0
Schourek	0	0	0.00	1	1	0	0	0	5.1	2	0	0	0	0	4	1	0
Swindell	0	0	0.00	1	0	0	0	0	1.1	0	0	0	0	0	1	1	0
Wakefield	0	1	33.75	1	1	0	0	0	1.1	3	5	5	0	1	2	1	0
Wasdin	0	0	10.80	1	0	0	0	0	1.2	2	2	2	1	1	1	2	0
Red Sox	1	3	4.62	4	4	0	0	0	35.0	26	18	18	7	3	15	26	2
Indians	3	1	5.00	4	4	0	0	3	36.0	34	20	20	5	2	14	28	0

Red Sox in the Postseason

Red Sox in the Postseason, Continued

1995 American League Division Series

(Indians 3, Red Sox 0)

Game 1

at CLEVELAND (Night) | Tuesday, October 3

	R	H	E
Boston	0	0	2
Cleveland	0	0	0

Clemens, Cormier (8), Belinda (8), Stanton (8), Aguilera (11), Maddux (11), SMITH (12-L) and Macfarlane, Haselman (9)
 D. Martinez, Tavaraz (7), Assenmacher (8), Plunk (8), Mesa (10), Poole (11), HILL (12-W) and S. Alomar, Pena (11)
 HR—Valentin (1), Naehring (1), Alicea (1), Belle (1), Pena (1)
 T—5:01; A—44,218

Game 2

at CLEVELAND (Night) | Wednesday, October 4

	R	H	E
Boston	0	0	0
Cleveland	0	0	0

HANSON (L) and Macfarlane
 HERSHISER (W), Tavaraz (8), Assenmacher (8), Mesa (9) and S. Alomar
 HR—Murray (1)
 T—2:33; A—44,264

Game 3

at BOSTON (Night) | Friday, October 6

	R	H	E
Cleveland	0	2	1
Boston	0	0	0

NAGY (W), Tavaraz (8), Assenmacher (9) and S. Alomar, Pena (9)
 WAKEFIELD (L), Cormier (6), Maddux (6), Hudson (9) and Macfarlane
 HR—Thome (1)
 T—3:18; A—34,211

1995 ALDS Statistics

Batter	AVG	G	AB	R	H	2B	3B	HR	RBI	GW	SH	SF	HB	BB	SO	SB	CS	E
Alicea	.600	3	10	1	6	1	0	1	1	0	0	0	0	2	2	1	0	1
Canseco	.000	3	13	0	0	0	0	0	0	0	0	0	0	2	2	0	0	0
Greenwell	.200	3	15	0	3	0	0	0	0	0	0	0	0	0	1	0	0	0
Haselman	.000	1	2	0	0	0	0	0	0	0	0	0	0	0	0	0	0	0
Hosey	.000	3	12	1	0	0	0	0	0	0	0	0	0	2	3	1	0	0
Jefferson	.250	1	4	1	1	0	0	0	0	0	0	0	0	0	1	0	0	0
Macfarlane	.333	3	9	0	3	0	0	0	1	0	0	1	0	0	3	0	0	2
McGee	.250	2	4	0	1	0	0	0	1	0	0	0	0	0	2	0	0	0
Naehring	.308	3	13	2	4	0	0	1	1	0	1	0	0	0	1	0	0	0
Stairs	.000	1	1	0	0	0	0	0	0	0	0	0	0	0	1	0	0	0
Tinsley	.000	1	5	0	0	0	0	0	0	0	0	0	0	1	2	0	0	0
Valentin	.250	3	12	1	3	1	0	1	2	0	0	0	0	3	1	0	1	1
Vaughn	.000	3	14	0	0	0	0	0	0	0	0	0	0	1	7	0	0	0
Red Sox	.184	3	114	6	21	2	0	3	6	0	1	1	0	11	26	2	1	4
Indians	.219	3	114	17	25	4	1	4	17	3	2	0	4	13	22	1	0	6

Pitcher	W	L	ERA	G	GS	CG	SHO	SV	IP	H	R	ER	HR	HB	BB	SO	WP	
Aguilera	0	0	13.50	1	0	0	0	0	0	0.2	3	1	1	1	0	0	1	0
Belinda	0	0	0.00	1	0	0	0	0	0	0.1	0	0	0	0	0	0	0	0
Clemens	0	0	3.86	1	1	0	0	0	0	7.0	5	3	3	0	0	1	5	0
Cormier	0	0	13.50	2	0	0	0	0	0	0.2	2	1	1	0	1	1	2	0
Hanson	0	1	4.50	1	1	1	0	0	0	8.0	4	4	4	1	1	4	5	0
Hudson	0	0	0.00	1	0	0	0	0	0	1.0	2	0	0	0	0	1	0	1
Maddux	0	0	0.00	2	0	0	0	0	0	3.0	2	0	0	0	1	1	1	0
Smith	0	1	6.75	1	0	0	0	0	0	1.1	1	1	1	1	0	0	0	0
Stanton	0	0	0.00	1	0	0	0	0	0	2.1	1	0	0	0	0	0	4	0
Wakefield	0	1	11.81	1	1	0	0	0	0	5.1	5	7	7	1	1	5	4	0
Red Sox	0	3	5.16	3	3	1	0	0	29.2	25	17	17	4	4	13	22	1	
Indians	3	0	1.74	3	3	0	1	0	31.0	21	6	6	3	0	11	26	1	

Red Sox in the Postseason

Red Sox in the Postseason, Continued

1990 American League Championship Series

(Athletics 4, Red Sox 0)

Game 1

at BOSTON (Night) | Saturday, October 6

	R	H	E
Oakland	0	0	0
Boston	0	0	0

STEWART (W), Eckersley (9) and Steinbach
 Clemens, ANDERSEN (7-L), Bolton (8), Gray (8), Lamp (9), Murphy (9) and Pena
 HR—Boggs (1)
 T—3:26; A—35,192

Game 2

at BOSTON (Night) | Sunday, October 7

	R	H	E
Oakland	0	0	0
Boston	0	0	0

WELCH (W), Honeycutt (8), Eckersley (8-SV) and Hassey
 Kiecker, HARRIS (6-L), Andersen (8), Reardon (8) and Pena
 HR—None
 T—3:42; A—35,070

Game 3

at OAKLAND (Day) | Tuesday, October 9

	R	H	E
Boston	0	1	0
Oakland	0	0	0

BODDICKER (L) and Pena
 MOORE (W), Nelson (7), Honeycutt (8), Eckersley (9-SV) and Steinbach
 HR—None
 T—2:47; A—49,026

Game 4

at OAKLAND (Day) | Wednesday, October 10

	R	H	E
Boston	0	0	0
Oakland	0	3	0

CLEMENS (L), Bolton (2), Gray (5), Andersen (8) and Pena
 STEWART (W), Honeycutt (9-SV) and Steinbach
 HR—None
 T—3:02; A—49,052

1990 ALCS Statistics

Batter	AVG	G	AB	R	H	2B	3B	HR	RBI	GW	SH	SF	HB	BB	SO	SB	CS	E
Barrett	.000	3	0	0	0	0	0	0	0	0	0	0	0	0	0	0	0	0
Boggs	.438	4	16	1	7	1	0	1	1	0	0	0	0	3	0	0	0	0
Brunansky	.083	4	12	0	1	0	0	0	1	0	0	1	0	1	3	0	0	0
Burks	.267	4	15	1	4	2	0	0	0	0	0	0	0	1	1	1	0	0
Evans	.231	4	13	0	3	1	0	0	0	0	0	0	0	1	3	0	0	0
Greenwell	.000	4	14	1	0	0	0	0	0	0	0	0	0	2	2	0	0	1
Heep	.000	2	2	0	0	0	0	0	0	0	0	0	0	0	0	0	0	0
Kutcher	.000	2	0	0	0	0	0	0	0	0	0	0	0	0	0	0	0	0
Marshall	.333	3	3	0	1	0	0	0	0	0	0	0	0	0	0	0	0	0
Marzano	.000	0	0	0	0	0	0	0	0	0	0	0	0	0	0	0	0	0
Pena	.214	4	14	0	3	0	0	0	0	0	0	0	0	0	0	0	0	1
Quintana	.000	4	13	0	0	0	0	0	1	0	0	1	0	1	0	0	0	0
Reed	.133	4	15	0	2	0	0	0	1	0	1	0	0	0	2	0	0	0
Rivera	.222	4	9	1	2	1	0	0	0	0	0	0	0	0	2	0	0	1
Romine	.000	0	0	0	0	0	0	0	0	0	0	0	0	0	0	0	0	0
Red Sox	.183	4	126	4	23	5	0	1	4	0	1	2	0	6	16	1	0	5
Athletics	.299	4	127	20	38	4	0	0	18	4	4	3	4	19	2	1	3	1

Pitcher	W	L	ERA	G	GS	CG	SHO	SV	IP	H	R	ER	HR	HB	BB	SO	WP
Andersen	0	1	6.00	3	0	0	0	0	3.0	3	2	2	0	0	3	3	0
Boddicker	0	1	2.25	1	1	1	0	0	8.0	6	4	2	0	2	3	7	0
Bolton	0	0	0.00	2	0	0	0	0	3.0	2	0	0	0	0	2	3	0
Clemens	0	1	3.52	2	2	0	0	0	7.2	7	3	3	0	0	5	4	1
Gray	0	0	2.70	2	0	0	0	0	3.1	4	2	1	0	0	1	2	0
Harris	0	1	27.00	1	0	0	0	0	0.1	3	1	1	0	0	0	0	0
Kiecker	0	0	1.59	1	1	0	0	0	5.2	6	1	1	0	1	1	2	0
Lamp	0	0	108.00	1	0	0	0	0	0.1	2	4	4	0	0	2	0	0
Murphy	0	0	13.50	1	0	0	0	0	0.2	2	1	1	0	0	1	0	0
Reardon	0	0	9.00	1	0	0	0	0	2.0	3	2	2	0	1	1	0	0
Red Sox	0	4	4.50	4	4	1	0	0	34.0	38	20	17	0	4	19	21	1
Athletics	4	0	1.00	4	4	0	0	3	36.0	23	4	4	1	0	6	16	0

Red Sox in the Postseason

Red Sox in the Postseason, Continued

1988 American League Championship Series

(Athletics 4, Red Sox 0)

Game 1

at BOSTON (Day) | Wednesday, October 5

	R	H	E
Oakland	0	0	0
Boston	1	6	0

Stewart, HONEYCUTT (7-W), Eckersley (8-SV) and Steinbach, Hassey (8)
 HURST (L) and Gedman
 HR—Canseco (1)
 T—2:44; A—34,101

Game 2

at BOSTON (Night) | Thursday, October 6

	R	H	E
Oakland	0	0	0
Boston	3	4	1

Davis, Cadaret (7), NELSON (7-W), Eckersley (9-SV) and Hassey
 Clemens, Stanley (8), SMITH (8-L) and Gedman
 HR—Canseco (2), Gedman (1)
 T—3:14; A—32,786

Game 3

at OAKLAND (Day) | Saturday, October 8

	R	H	E
Boston	3	2	0
Oakland	6	12	0

BODDICKER (L), Gardner (3), Stanley (8) and Gedman
 Welch, NELSON (2-W), Young (6), Plunk (7), Honeycutt (7),
 Eckersley (8-SV) and Hassey
 HR—Greenwell (1), McGwire (1), Lansford (1), Hassey (1), Henderson (1)
 T—3:14; A—49,261

Game 4

at OAKLAND (Day) | Sunday, October 9

	R	H	E
Boston	1	4	0
Oakland	4	10	1

HURST (L), Smithson (5) and Gedman
 STEWART (W), Honeycutt (8), Eckersley (9-SV) and Steinbach, Hassey (9)
 HR—Canseco (3)
 T—2:55; A—49,406

1988 ALCS Statistics

Batter	AVG	G	AB	R	H	2B	3B	HR	RBI	GW	SH	SF	HB	BB	SO	SB	CS	E
Barrett	.067	4	15	2	1	0	0	0	0	0	1	0	0	1	0	0	0	0
Benzinger	.091	4	11	0	1	0	0	0	0	0	0	0	0	1	3	0	0	0
Boggs	.385	4	13	2	5	0	0	0	3	0	0	2	0	3	4	0	0	0
Burks	.235	4	17	2	4	1	0	0	1	0	0	0	0	0	3	0	0	0
Evans	.167	4	12	1	2	1	0	0	1	0	0	0	0	3	5	0	0	0
Gedman	.357	4	14	1	5	0	0	1	1	0	0	0	0	2	1	0	0	0
Greenwell	.214	4	14	2	3	1	0	1	3	0	0	0	0	3	0	0	0	0
Owen	.000	1	0	0	0	0	0	0	0	0	0	0	0	1	0	0	0	0
Parrish	.000	4	6	0	0	0	0	0	0	0	0	0	0	0	2	0	0	0
Reed	.273	4	11	0	3	1	0	0	0	0	1	0	1	2	1	0	0	0
Rice	.154	4	13	0	2	0	0	0	1	0	0	0	0	2	4	0	0	0
Romero	.000	1	0	0	0	0	0	0	0	0	0	0	0	0	0	0	0	0
Romine	.000	2	0	1	0	0	0	0	0	0	0	0	0	0	0	0	0	0
Red Sox	.206	4	126	11	26	4	0	2	10	0	2	2	1	18	23	0	0	1
Athletics	.299	4	137	20	41	8	0	7	20	4	0	1	0	10	35	1	3	3
Pitcher	W	L	ERA	G	GS	CG	SHO	SV	IP	H	R	ER	HR	HB	BB	SO	WP	
Boddicker	0	1	20.25	1	1	0	0	0	2.2	8	6	6	3	0	1	2	0	
Clemens	0	0	3.86	1	1	0	0	0	7.0	6	3	3	1	0	0	8	1	
Gardner	0	0	5.79	1	0	0	0	0	4.2	6	3	3	0	0	2	8	0	
Hurst	0	2	2.77	2	2	1	0	0	13.0	10	4	4	2	0	5	12	0	
Smith	0	1	8.10	2	0	0	0	0	3.1	6	3	3	0	0	1	4	0	
Smithson	0	0	0.00	1	0	0	0	0	2.1	3	0	0	0	0	0	1	0	
Stanley	0	0	9.00	2	0	0	0	0	1.0	2	1	1	1	0	1	0	0	
Red Sox	0	4	5.29	4	4	1	0	0	34.0	41	20	20	7	0	10	35	1	
Athletics	4	0	2.00	4	4	0	0	4	36.0	26	11	8	2	1	18	23	1	

Red Sox in the Postseason, Continued

1986 American League Championship Series

(Red Sox 4, Angels 3)

Game 1

at BOSTON (Night) | Tuesday, October 7

	R	H	E
California	0	4	1
Boston	0	0	0

WITT (W) and Boone
 CLEMENS (L), Sambito (8), Stanley (8) and Gedman
 HR—None
 T—2:52; A—32,993

Game 2

at BOSTON (Day) | Wednesday, October 8

	R	H	E
California	0	0	0
Boston	1	1	0

McCASKILL (L), Lucas (8), Corbett (8) and Boone
 HURST (W) and Gedman
 HR—Joyner (1), Rice (1)
 T—2:47; A—32,786

Game 3

at CALIFORNIA (Night) | Friday, October 10

	R	H	E
Boston	0	1	0
California	0	0	0

BOYD (L), Sambito (7), Schiraldi (8) and Gedman
 CANDELARIA (W), Moore (8-5V) and Boone
 HR—Schofield (1), Pettis (1)
 T—2:48; A—64,206

Game 4

at CALIFORNIA (Night) | Saturday, October 11

	R	H	E
Boston	0	0	0
California	0	0	0

Clemens, SCHIRALDI (9-L) and Gedman
 Sutton, Lucas (7), Ruhlke (7), Finley (8), CORBETT (8-W) and Boone, Narron (10)
 HR—DeCinces (1)
 T—3:50; A—64,223

Game 5

at CALIFORNIA (Day) | Sunday, October 12

	R	H	E
Boston	0	2	0
California	0	0	0

Hurst, Stanley (7), Sambito (9), CRAWFORD (9-W), Schiraldi (11-5V) and Gedman
 Witt, Lucas (9), MOORE (9-L), Finley (11) and Boone
 HR—Baylor (1), Gedman (1), Henderson (1), Boone (1), Grich (1)
 T—3:54; A—64,223

Game 6

at BOSTON (Night) | Tuesday, October 14

	R	H	E
California	2	0	0
Boston	2	0	5

McCASKILL (L), Lucas (3), Corbett (4), Finley (7) and Boone, Narron (8)
 BOYD (W), Stanley (8) and Gedman
 HR—Downing (1)
 T—3:23; A—32,998

Game 7

at BOSTON (Night) | Wednesday, October 15

	R	H	E
California	0	0	0
Boston	0	3	0

CANDELARIA (L), Sutton (4), Moore (8) and Boone
 CLEMENS (W), Schiraldi (8) and Gedman
 HR—Rice (2), Evans (1)
 T—2:39; A—33,001

1986 ALCS Statistics

Batter	AVG	G	AB	R	H	2B	3B	HR	RBI	GW	SH	SF	HB	BB	SO	SB	CS	E
Armas	.125	5	16	1	2	1	0	0	0	0	0	0	0	2	0	0	0	0
Barrett	.367	7	30	4	11	2	0	0	5	1	1	0	0	2	2	0	0	0
Baylor	.346	7	26	6	9	3	0	1	2	0	0	0	2	4	5	0	0	0
Boggs	.233	7	30	3	7	1	1	0	2	0	1	0	0	4	1	0	0	2
Buckner	.214	7	28	3	6	1	0	0	3	0	0	1	0	0	2	0	0	0
Evans	.214	7	28	2	6	1	0	1	4	1	0	0	0	3	3	0	0	0
Gedman	.357	7	28	4	10	1	0	1	6	1	0	0	1	0	4	0	0	0
Greenwell	.500	2	2	0	1	0	0	0	0	0	0	0	0	0	0	0	0	0
Henderson	.111	5	9	3	1	0	0	1	4	1	0	1	0	2	2	0	0	0
Owen	.429	7	21	5	9	0	1	0	3	0	1	0	0	2	2	1	0	5
Rice	.161	7	31	8	5	1	0	2	6	0	0	0	0	1	8	0	0	0
Romero	.000	1	2	0	0	0	0	0	0	0	0	0	0	0	0	0	0	0
Stapleton	.667	4	3	2	2	0	0	0	0	0	0	0	0	1	0	0	0	0
Red Sox	.272	7	254	41	69	11	2	6	35	4	3	2	3	19	31	1	0	7
Angels	.277	7	256	30	71	11	0	7	29	3	4	2	4	20	44	1	4	8

Pitcher

	W	L	ERA	G	GS	CG	SHO	SV	IP	H	R	ER	HR	HB	BB	SO	WP
Boyd	1	1	4.61	2	2	0	0	0	13.2	17	7	7	3	1	3	8	0
Clemens	1	1	4.37	3	3	0	0	0	22.2	22	12	11	1	2	7	17	0
Crawford	1	0	0.00	1	0	0	0	0	1.2	1	0	0	0	0	2	1	0
Hurst	1	0	2.40	2	2	1	0	0	15.0	18	5	4	3	0	1	8	0
Sambito	0	0	13.50	3	0	0	0	0	0.2	1	1	1	0	0	1	0	0
Schiraldi	0	1	1.50	4	0	0	0	1	6.0	5	2	1	0	1	3	9	0
Stanley	0	0	3.18	3	0	0	0	0	5.2	7	3	2	0	0	3	1	0
Red Sox	4	3	3.58	18	7	1	0	1	65.1	71	30	26	7	4	20	44	0
Angels	3	4	3.94	22	7	1	0	1	64.0	69	41	28	6	3	19	31	1

Red Sox in the Postseason

Red Sox in the Postseason, Continued

1986 World Series

(Mets 4, Red Sox 3)

Game 1

at NEW YORK (Night) | Saturday, October 18

	R	H	E
Boston	0	0	0
New York	0	0	0

HURST (W), Schiraldi (9-SV) and Gedman
DARLING (L), McDowell (8) and Carter
HR—None
T—2:59; A—55,076

Game 2

at NEW YORK (Night) | Sunday, October 19

	R	H	E
Boston	0	0	3
New York	0	0	2

Clemens, CRAWFORD (5-W), Stanley (5-7) and Gedman
GOODEN (L), Aguilera (6), Orosco (7), Fernandez (9), Sisk (9) and Carter
HR—Henderson (2), Evans (2)
T—3:36; A—55,063

Game 3

at BOSTON (Night) | Tuesday, October 21

	R	H	E
New York	4	0	0
Boston	0	0	1

OJEDA (W), McDowell (2) and Carter
BOYD (L), Sambito (8), Stanley (8) and Gedman
HR—Dykstra (2)
T—2:58; A—33,595

Game 4

at BOSTON (Night) | Wednesday, October 22

	R	H	E
New York	0	0	0
Boston	0	0	0

DARLING (W), McDowell (8), Orosco (5-8) and Carter
NIPPER (L), Crawford (7), Stanley (9) and Gedman
HR—Dykstra (3), Carter 2 (2)
T—3:22; A—33,902

Game 5

at BOSTON (Night) | Thursday, October 23

	R	H	E
New York	0	0	0
Boston	0	1	1

GOODEN (L), Fernandez (5) and Carter
HURST (W) and Gedman
HR—Teufel (1)
T—3:09; A—34,010

Game 6

at NEW YORK (Night) | Saturday, October 25

	R	H	E
Boston	1	1	0
New York	0	0	0

Clemens, SCHIRALDI (L-8), Stanley (10) and Gedman
Ojeda, McDowell (7), Orosco (8), AGUILERA (W-9) and Carter
HR—Henderson (3)
T—4:02; A—55,078

Game 7

at NEW YORK (Night) | Monday, October 27

	R	H	E
Boston	0	3	0
New York	0	0	0

Hurst, SCHIRALDI (L-7), Sambito (7), Stanley (7), Nipper (8), Crawford (8) and Gedman
Darling, Fernandez (4), MCDOWELL (W-7), Orosco (8-SV) and Carter
HR—Gedman (2), Evans (3), Knight (1), Strawberry (3)
T—3:11; A—55,032

1986 World Series Statistics

Batter	AVG	G	AB	R	H	2B	3B	HR	RBI	GW	SH	SF	HB	BB	SO	SB	CS	E
Armas	.000	1	1	0	0	0	0	0	0	0	0	0	0	0	1	0	0	0
Barrett	.433	7	30	1	13	2	0	0	4	0	0	0	0	5	2	0	0	0
Baylor	.182	4	11	1	2	1	0	0	1	0	0	0	1	1	3	0	0	0
Boggs	.290	7	31	3	9	3	0	0	3	1	0	0	0	4	2	0	0	0
Buckner	.188	7	32	2	6	0	0	0	1	0	0	0	1	0	3	0	0	1
Evans	.308	7	26	4	8	2	0	2	9	0	0	0	0	4	3	0	0	1
Gedman	.200	7	30	1	6	1	0	1	1	0	0	0	0	0	10	0	0	2
Greenwell	.000	4	3	0	0	0	0	0	0	0	0	0	0	1	2	0	0	0
Henderson	.400	7	25	6	10	1	1	2	5	0	0	1	1	2	6	0	0	0
Owen	.300	7	20	2	6	0	0	0	2	1	1	1	0	5	6	0	0	0
Rice	.333	7	27	6	9	1	1	0	0	0	0	0	0	6	9	0	0	0
Romero	.000	3	1	0	0	0	0	0	0	0	0	0	0	0	0	0	0	0
Stapleton	.000	3	1	0	0	0	0	0	0	0	0	0	0	0	0	0	0	0
Boyd	—	1	0	0	0	0	0	0	0	0	0	0	0	0	0	0	0	0
Clemens	.000	2	4	1	0	0	0	0	0	0	1	0	0	0	1	0	0	0
Crawford	.000	3	1	0	0	0	0	0	0	0	0	0	0	0	0	0	0	0
Hurst	.000	3	3	0	0	0	0	0	0	0	2	0	0	0	3	0	0	0
Nipper	—	2	0	0	0	0	0	0	0	0	0	0	0	0	0	0	0	0
Sambito	—	2	0	0	0	0	0	0	0	0	0	0	0	0	0	0	0	0
Schiraldi	.000	3	1	0	0	0	0	0	0	0	0	0	0	0	1	0	0	0
Stanley	.000	5	1	0	0	0	0	0	0	0	0	0	0	0	1	0	0	0
Red Sox	.278	7	248	27	69	11	2	5	26	2	4	2	3	28	53	0	0	4
Mets	.271	7	240	32	65	6	0	7	29	3	6	2	1	21	43	7	2	5

Red Sox in the Postseason

Red Sox in the Postseason, Continued

1986 World Series Statistics (Cont.)

Pitcher	W	L	ERA	G	GS	CG	SHO	SV	IP	H	R	ER	HR	HB	BB	SO	WP
Boyd	0	1	7.71	1	1	0	0	0	7.0	9	6	6	1	0	1	3	0
Clemens	0	0	3.18	2	2	0	0	0	11.1	9	5	4	0	0	6	11	0
Crawford	1	0	6.23	3	0	0	0	0	4.1	5	3	3	2	1	0	4	0
Hurst	2	0	1.96	3	3	1	0	0	23.0	18	5	5	1	0	6	17	0
Nipper	0	1	7.11	2	1	0	0	0	6.1	10	5	5	2	0	2	2	0
Sambito	0	0	27.00	2	0	0	0	0	0.1	2	1	1	0	0	2	0	1
Schiraldi	0	2	13.50	3	0	0	0	1	4.0	7	7	6	1	0	3	2	1
Stanley	0	0	0.00	5	0	0	0	1	6.1	5	0	0	0	0	1	4	1
Red Sox	3	4	4.31	7	7	1	1	2	62.2	65	32	30	7	1	21	43	3
Mets	4	3	3.29	7	7	0	0	2	63.0	69	27	23	5	3	28	53	3

1975 American League Championship Series

(Red Sox 3, Athletics 0)

Game 1

at BOSTON (Day) | Saturday, October 4

	R	H	E
Oakland	0	0	0
Boston	2	0	0

HOLTZMAN (L), Todd (7), Lindblad (7), Bosman (7), Abbott (8) and Tenace
 TIANI (W) and Fisk
 HR—None
 T—2:40; A—35,578

Game 2

at BOSTON (Day) | Sunday, October 5

	R	H	E
Oakland	2	0	0
Boston	0	0	0

Blue, Todd (4), FINGERS (5-L) and Fosse, Tenace (7)
 Cleveland, MORET (6-W), Drago (7-SV) and Fisk
 HR—Jackson (1), Yastrzemski (1), Petrocelli (1)
 T—2:27; A—35,578

Game 3

at OAKLAND (Night) | Tuesday, October 7

	R	H	E
Boston	0	0	0
Oakland	0	0	0

WISE (W), Drago (8-SV) and Fisk
 HOLTZMAN (L), Todd (5), Lindblad (5) and Tenace
 HR—None
 T—2:30; A—49,358

1975 ALCS Statistics

Batter	AVG	G	AB	R	H	2B	3B	HR	RBI	GW	SH	SF	HB	BB	SO	SB	CS	E
Beniquez	.250	3	12	2	3	0	0	0	1	0	1	0	0	0	1	2	0	0
Burleson	.444	3	9	2	4	2	0	0	1	0	1	0	0	1	0	0	0	1
Cooper	.400	3	10	0	4	2	0	0	1	0	1	0	0	0	2	0	0	1
Doyle	.273	3	11	3	3	0	0	0	2	0	1	1	0	0	1	0	0	1
Evans	.100	3	10	1	1	1	0	0	0	0	0	0	0	1	2	0	0	0
Fisk	.417	3	12	4	5	1	0	0	2	1	0	0	0	0	2	1	0	0
Lynn	.364	3	11	1	4	1	0	0	3	0	1	0	0	0	0	0	0	1
Petrocelli	.167	3	12	1	2	0	0	1	2	1	0	0	0	0	3	0	0	0
Yastrzemski	.455	3	11	4	5	1	0	1	2	0	0	0	0	1	1	0	0	0
Red Sox	.316	3	98	18	31	8	0	2	14	2	5	1	0	3	12	3	0	4
Athletics	.194	3	98	7	19	6	0	1	7	0	0	0	0	9	14	0	0	6

Pitcher	W	L	ERA	G	GS	CG	SHO	SV	IP	H	R	ER	HR	HB	BB	SO	WP
Cleveland	0	0	5.40	1	1	0	0	0	5.0	7	3	3	1	0	1	2	0
Drago	0	0	0.00	2	0	0	0	2	4.2	2	0	0	0	0	1	2	1
Moret	1	0	0.00	1	0	0	0	0	1.0	1	0	0	0	0	1	0	0
Tiani	1	0	0.00	1	1	1	0	0	9.0	3	1	0	0	0	3	8	0
Wise	1	0	2.45	1	1	0	0	0	7.1	6	3	2	0	0	3	2	0
Red Sox	3	0	1.67	3	3	1	0	2	27.0	19	7	5	1	0	9	14	0
Athletics	0	3	4.32	3	3	0	0	0	25.0	31	18	12	2	0	3	12	1

Red Sox in the Postseason

Red Sox in the Postseason, Continued

1975 World Series

(Reds 4, Red Sox 3)

Game 1

at BOSTON (Day) | Saturday, October 11

	R	H	E
Cincinnati	0	5	0
Boston	6	12	0

GULLETT (L), Carroll (7), McEnaney (7) and Bench
 Tiant (W) and Fisk
 HR—None
 T—2:27; A—35,205

Game 2

at BOSTON (Day) | Sunday, October 12

	R	H	E
Cincinnati	0	7	1
Boston	2	7	0

Billingham, Borbon (6), McEnaney (7), EASTWICK (9-W) and Bench
 Lee, DRAGO (9-L) and Fisk
 HR—None
 T—2:38; A—35,205

Game 3

at CINCINNATI (Night) | Tuesday, October 14

	R	H	E
Boston	5	10	2
Cincinnati	6	7	0

Wise, Burton (5), Cleveland (5), WILLOUGHBY (7-L), Moret (10) and Fisk
 Nolan, Darcy (5), Carroll (7), McEnaney (7), EASTWICK (9-W) and Bench
 HR—Fisk (1), Carbo (1), Evans (1), Bench (1), Concepcion (1), Geronimo (1)
 T—3:03; A—55,392

Game 4

at CINCINNATI (Night) | Wednesday, October 15

	R	H	E
Boston	5	11	1
Cincinnati	4	9	1

Tiant (W) and Fisk
 NORMAN (L), Borbon (4), Carroll (5), Eastwick (7) and Bench
 HR—None
 T—2:52; A—55,667

Game 5

at CINCINNATI (Night) | Thursday, October 16

	R	H	E
Boston	2	5	0
Cincinnati	6	8	0

CLEVELAND (L), Willoughby (6), Pole (8), Segui (8) and Fisk
 GULLETT (W), Eastwick (9-SV) and Bench
 HR—Perez 2 (2)
 T—2:23; A—56,393

Game 6

at BOSTON (Night) | Tuesday, October 21

	R	H	E
Cincinnati	6	14	0
Boston	7	10	1

Nolan, Norman (3), Billingham (3), Carroll (5), Borbon (6),
 Eastwick (8), McEnaney (9), DARCY (10-L) and Bench
 Tiant, Moret (8), Drago (9), WISE (12-W) and Fisk
 HR—Lynn (1), Geronimo (2), Carbo (2), Fisk (2)
 T—4:01; A—35,205

Game 7

at BOSTON (Night) | Wednesday, October 22

	R	H	E
Cincinnati	4	9	0
Boston	3	5	2

Gullett, Billingham (5), CARROLL (7-W), McEnaney (9-SV) and Bench
 Lee, Moret (7), Willoughby (7), BURTON (9-L), Cleveland (9) and Fisk
 HR—Perez (3)
 T—2:52; A—35,205

1975 World Series Statistics

Batter	AVG	G	AB	R	H	2B	3B	HR	RBI	GW	SH	SF	HB	BB	SO	SB	CS	E
Beniquez	.125	3	8	0	1	0	0	0	1	0	0	0	0	1	1	0	0	0
Burleson	.292	7	24	1	7	1	0	0	2	1	0	0	0	4	2	0	1	1
Carbo	.429	4	7	3	3	1	0	2	4	0	0	0	0	1	1	0	0	0
Cleveland	.000	3	2	0	0	0	0	0	0	0	0	0	0	0	2	0	0	0
Cooper	.053	5	19	0	1	1	0	0	1	0	1	0	0	0	3	0	0	0
Doyle	.267	7	30	3	8	1	1	0	0	1	0	0	0	2	1	0	0	3
Evans	.292	7	24	3	7	1	1	1	5	0	1	0	1	3	4	0	1	0
Fisk	.240	7	25	5	6	0	0	2	4	1	0	0	0	7	7	0	0	2
Griffin	.000	1	1	0	0	0	0	0	0	0	0	0	0	0	0	0	0	0
Lee	.167	2	6	0	1	0	0	0	0	0	0	0	0	0	3	0	0	0
Lynn	.280	7	25	3	7	1	0	1	5	0	0	1	0	3	5	0	0	0
Miller	.000	3	2	0	0	0	0	0	0	0	0	0	0	0	0	0	0	0
Montgomery	.000	1	1	0	0	0	0	0	0	0	0	0	0	0	0	0	0	0
Petrocelli	.308	7	26	3	8	1	0	0	4	0	0	0	0	3	6	0	0	0
Tiant	.250	3	8	2	2	0	0	0	0	1	0	0	0	2	4	0	0	0
Willoughby	—	3	0	0	0	0	0	0	0	0	0	0	0	0	0	0	0	0
Wise	.000	2	2	0	0	0	0	0	0	0	0	0	0	0	0	0	0	0
Yastrzemski	.310	7	29	7	9	0	0	0	4	1	0	1	0	4	1	0	0	0
Red Sox	.251	7	239	30	60	7	2	6	30	3	4	3	1	30	40	0	2	6
Reds	.242	7	244	29	59	9	3	7	29	4	2	2	2	25	30	9	2	2

Pitcher	W	L	ERA	G	GS	CG	SHO	SV	IP	H	R	ER	HR	HB	BB	SO	WP
Burton	0	1	9.00	2	0	0	0	0	0	1.0	1	1	0	0	3	0	0
Cleveland	0	1	6.75	3	1	0	0	0	6.2	7	5	2	0	3	5	0	0
Drago	0	1	2.25	2	0	0	0	0	4.0	3	1	1	0	1	1	1	0
Lee	0	0	3.14	2	2	0	0	0	14.1	12	5	5	1	0	3	7	0
Moret	0	0	0.00	3	0	0	0	0	1.2	2	0	0	0	0	3	1	0
Pole	0	0	—	1	0	0	0	0	0.0	0	1	1	0	0	2	0	0
Segui	0	0	0.00	1	0	0	0	0	1.0	0	0	0	0	0	0	0	0
Tiant	2	0	3.60	3	3	2	1	0	25.0	25	10	10	1	0	8	12	0
Willoughby	0	1	0.00	3	0	0	0	0	6.1	3	1	0	0	1	0	2	0
Wise	1	0	8.44	2	1	0	0	0	5.1	6	5	5	3	0	2	2	0
Red Sox	3	4	3.86	7	7	2	1	0	65.1	59	29	28	7	2	25	30	0
Reds	4	3	3.88	7	7	0	0	2	65.0	60	30	28	6	1	30	40	3

Red Sox in the Postseason

Red Sox in the Postseason, Continued

1967 World Series

(Cardinals 4, Red Sox 3)

Game 1

at BOSTON (Day) | Wednesday, October 4

	R	H	E
St. Louis	0	0	1
Boston	0	0	0

B. GIBSON (W) and McCarver
SANTIAGO (L), Wyatt (8) and R. Gibson, Howard (9)
HR—Santiago (1)
T—2:22; A—34,796

Game 2

at BOSTON (Day) | Thursday, October 5

	R	H	E
St. Louis	0	0	0
Boston	0	0	0

HUGHES (L), Willis (6), Hoerner (7), Lamabe (7) and McCarver
LONBORG (W) and Howard
HR—Yastrzskowski 2 (2)
T—2:24; A—35,188

Game 3

at ST. LOUIS (Day) | Saturday, October 7

	R	H	E
Boston	0	0	0
St. Louis	1	2	0

BELL (L), Waslewski (3), Stange (6), Osinski (8) and Howard
BRILES (W) and McCarver
HR—Shannon (1), Smith (1)
T—2:15; A—54,575

Game 4

at ST. LOUIS (Day) | Sunday, October 8

	R	H	E
Boston	0	0	0
St. Louis	4	0	2

SANTIAGO (L), Bell (1), Stephenson (3), Morehead (5), Brett (8) and Howard, Ryan (5)
B. GIBSON (W) and McCarver
HR—None
T—2:05; A—54,575

Game 5

at ST. LOUIS (Day) | Monday, October 9

	R	H	E
Boston	0	0	1
St. Louis	0	0	0

LONBORG (W) and Howard
CARLTON (L), Washburn (7), Willis (9), Lamabe (9) and McCarver
HR—Maris (1)
T—2:20; A—54,575

Game 6

at BOSTON (Day) | Wednesday, October 11

	R	H	E
St. Louis	0	0	2
Boston	0	1	0

Hughes, Willis (4), Briles (5), LAMABE (7-L), Hoerner (7), Jaster (7), Washburn (7), Woodeshick (8) and McCarver
Waslewski, WYATT (6-W), Bell (8-SV) and Howard
HR—Petrocelli 2 (2), Yastrzskowski (3), Smith (2), Brock (1)
T—2:48; A—35,188

Game 7

at BOSTON (Day) | Thursday, October 12

	R	H	E
St. Louis	0	0	2
Boston	0	0	0

B. GIBSON (W) and McCarver
LONBORG (L), Santiago (7), Morehead (9), Osinski (9), Brett (9) and Howard, R. Gibson (9)
HR—B. Gibson (1), Javier (1)
T—2:23; A—35,188

1967 World Series Statistics

Batter	AVG	G	AB	R	H	2B	3B	HR	RBI	GW	SH	SF	HB	BB	SO	SB	CS	E
Adair	.125	5	16	0	2	0	0	0	1	0	0	1	0	0	3	1	0	0
Andrews	.308	5	13	2	4	0	0	0	1	0	2	0	0	0	1	0	0	0
Foy	.133	6	15	2	2	1	0	0	1	1	1	0	0	1	5	0	0	1
Gibson	.000	2	2	0	0	0	0	0	0	0	0	0	0	0	2	0	0	0
Harrelson	.077	4	13	0	1	0	0	0	1	1	0	0	0	1	3	0	0	0
Howard	.111	7	18	0	2	0	0	0	1	0	1	0	0	1	2	0	0	0
Jones	.389	6	18	2	7	0	0	0	1	0	0	0	0	1	3	0	0	0
Lonborg	.000	3	9	0	0	0	0	0	0	0	0	0	0	0	7	0	0	0
Petrocelli	.200	7	20	3	4	1	0	2	3	0	0	1	0	3	8	0	1	2
Ryan	.000	1	2	0	0	0	0	0	0	0	0	0	0	0	1	0	0	0
Santiago	.500	3	2	1	1	0	0	1	1	0	0	0	0	0	1	0	0	0
Scott	.231	7	26	3	6	1	1	0	0	0	0	0	0	3	6	0	0	0
Siebern	.333	3	3	0	1	0	0	0	1	0	0	0	0	0	0	0	0	0
Smith	.250	7	24	3	6	1	0	2	3	0	0	0	0	2	2	0	1	0
Tartabull	.154	7	13	1	2	0	0	0	0	0	0	0	0	1	2	0	0	0
Thomas	.000	2	2	0	0	0	0	0	0	0	0	0	0	0	1	0	0	0
Waslewski	.000	2	1	0	0	0	0	0	0	0	0	0	1	0	1	0	0	0
Yastrzskowski	.400	7	25	4	10	2	0	3	5	1	0	0	1	4	1	0	1	0
Red Sox	.216	7	222	21	48	6	1	8	19	3	4	2	2	17	49	1	3	4
Cardinals	.223	7	229	25	51	11	2	5	24	4	0	2	0	17	30	7	1	4

Pitcher	W	L	ERA	G	GS	CG	SHO	SV	IP	H	R	ER	HR	HB	BB	SO	WP
Bell	0	1	5.06	3	1	0	0	0	1	5.1	8	3	3	1	0	1	0
Brett	0	0	0.00	2	0	0	0	0	1.1	0	0	0	0	0	1	1	0
Lonborg	2	1	2.63	3	3	2	1	0	24.0	14	8	7	3	0	2	11	1
Morehead	0	0	0.00	2	0	0	0	0	3.1	0	0	0	0	0	4	3	0
Osinski	0	0	6.75	2	0	0	0	0	1.1	2	1	1	0	0	0	0	0
Santiago	0	2	5.59	3	2	0	0	0	9.2	16	6	6	0	0	3	6	0
Stange	0	0	0.00	1	0	0	0	0	2.0	3	1	0	0	0	0	0	0
Stephenson	0	0	9.00	1	0	0	0	0	2.0	3	2	2	0	0	1	0	1
Waslewski	0	0	2.16	2	1	0	0	0	8.1	4	2	2	0	0	2	7	0
Wyatt	1	0	4.91	2	0	0	0	0	3.2	1	2	2	1	0	3	1	0
Red Sox	3	4	3.39	7	7	2	1	1	61.0	51	25	23	5	0	17	30	2
Cardinals	4	3	2.66	7	7	4	1	0	61.0	48	21	18	8	2	17	49	2

Red Sox in the Postseason

Red Sox in the Postseason, Continued

1946 World Series

(Cardinals 4, Red Sox 3)

Game 1

at ST. LOUIS (Day) | Sunday, October 6

	R	H	E
Boston	0	1	0
St. Louis	0	0	0

Hughson, JOHNSON (9-W) and H. Wagner, Partee (9)

POLLET (L) and Garagiola

HR—York (1)

T—2:39; A—36,218

Game 2

at ST. LOUIS (Day) | Monday, October 7

	R	H	E
Boston	0	0	0
St. Louis	0	0	1

HARRIS (L), Dobson (8) and Partee, H. Wagner (6)

BRECHEEN (W) and Rice

HR—None

T—1:56; A—35,815

Game 3

at BOSTON (Day) | Wednesday, October 9

	R	H	E
St. Louis	0	0	0
Boston	3	0	0

DICKSON (L), Wilks (8) and Garagiola

FERRISS (W) and H. Wagner

HR—York (2)

T—1:54; A—34,500

Game 4

at BOSTON (Day) | Thursday, October 10

	R	H	E
St. Louis	0	3	3
Boston	0	0	0

MUNGER (W) and Garagiola

HUGHSON (L), Bagby (3), Zuber (6), Brown (8), Ryba (9), Dreisewerd (9) and H. Wagner

HR—Slaughter (1), Doerr (1)

T—2:31; A—35,645

Game 5

at BOSTON (Day) | Friday, October 11

	R	H	E
St. Louis	0	1	0
Boston	1	1	0

Pollet, BRAZLE (L), Beazley (8) and Garagiola

DOBSON (W) and Partee

HR—Culberson (1)

T—2:23; A—35,982

Game 6

at ST. LOUIS (Day) | Sunday, October 13

	R	H	E
Boston	0	0	0
St. Louis	0	0	3

HARRIS (L), Hughson (3), Johnson (8) and Partee

BRECHEEN (W) and Rice

HR—None

T—1:56; A—35,768

Game 7

at ST. LOUIS (Day) | Tuesday, October 15

	R	H	E
Boston	1	0	0
St. Louis	0	1	0

Ferris, Dobson (5), KLINGER (8-L), Johnson (8) and H. Wagner, Partee (8)

Dickson, BRECHEEN (8-W) and Garagiola, Rice (8)

HR—None

T—2:17; A—36,143

1946 World Series Statistics

Batter	AVG	G	AB	R	H	2B	3B	HR	RBI	GW	SH	SF	HB	BB	SO	SB	CS	E
Bagby Jr.	.000	1	1	0	0	0	0	0	0	0	0	0	0	0	0	0	0	0
Campbell	—	1	0	0	0	0	0	0	0	0	0	0	0	0	0	0	0	0
Culberson	.222	5	9	1	2	0	0	1	1	0	0	0	0	1	2	1	0	0
DiMaggio	.259	7	27	2	7	3	0	0	3	0	1	0	0	2	2	0	0	0
Dobson	.000	3	3	0	0	0	0	0	0	0	1	0	0	0	2	0	0	0
Doerr	.409	6	22	1	9	1	0	1	3	0	0	0	0	2	2	0	0	0
Ferris	.000	2	6	0	0	0	0	0	0	0	0	0	0	0	1	0	0	0
Gutteridge	.400	3	5	1	2	0	0	0	1	1	0	0	0	0	0	0	0	0
Harris	.333	2	3	0	1	0	0	0	0	0	0	0	0	0	1	0	0	0
Higgins	.208	7	24	1	5	1	0	0	2	0	0	0	0	2	0	0	0	2
Hughson	.333	3	3	0	1	0	0	0	0	0	0	0	0	1	0	0	0	1
Johnson	.000	3	1	0	0	0	0	0	0	0	0	0	0	0	0	0	0	0
McBride	.167	5	12	0	2	0	0	0	1	0	0	0	0	0	1	0	0	1
Metkovich	.500	2	2	1	1	1	0	0	0	0	0	0	0	0	0	0	0	0
Moses	.417	4	12	1	5	0	0	0	0	0	0	0	0	1	2	0	0	0
Partee	.100	5	10	1	1	0	0	0	1	0	0	0	0	1	2	0	0	0
Pesky	.233	7	30	2	7	0	0	0	0	0	0	0	0	1	3	1	1	4
Russell	1.000	2	2	1	2	0	0	0	0	0	0	0	0	0	0	0	0	0
Wagner	.000	5	13	0	0	0	0	0	0	0	1	0	0	0	1	0	0	0
Williams	.200	7	25	2	5	0	0	0	1	0	0	0	0	5	5	0	0	0
York	.261	7	23	6	6	1	1	2	5	2	0	0	1	6	4	0	0	1
Red Sox	.240	7	233	20	56	7	1	4	18	3	3	0	1	22	28	2	1	10
Cardinals	.259	7	232	28	60	19	2	1	27	4	8	0	2	19	30	3	3	4

Red Sox in the Postseason

Red Sox in the Postseason, Continued

1946 World Series Statistics (Cont.)

Pitcher	W	L	ERA	G	GS	CG	SHO	SV	IP	H	R	ER	HR	HB	BB	SO	WP
Bagby Jr.	0	0	3.00	1	0	0	0	0	3.0	6	1	1	0	0	1	1	0
Brown	0	0	27.00	1	0	0	0	0	1.0	4	3	3	0	0	1	0	0
Dobson	1	0	0.00	3	1	1	0	0	12.2	4	3	0	0	1	3	10	0
Dreisewerd	0	0	0.00	1	0	0	0	0	0.1	0	0	0	0	0	0	0	0
Ferriss	1	0	2.03	2	2	1	1	0	13.1	13	3	3	0	0	2	4	0
Harris	0	2	3.72	2	2	0	0	0	9.2	11	6	4	0	0	4	5	0
Hughson	0	1	3.14	3	2	0	0	0	14.1	14	8	5	1	1	3	8	0
Johnson	1	0	2.70	3	0	0	0	0	3.1	1	1	1	0	0	2	1	0
Klinger	0	1	13.50	1	0	0	0	0	0.2	2	1	1	0	0	1	0	0
Ryba	0	0	13.50	1	0	0	0	0	0.2	2	1	1	0	0	1	0	0
Zuber	0	0	4.50	1	0	0	0	0	2.0	3	1	1	0	0	1	1	0
Red Sox	3	4	2.95	7	7	2	1	0	61.0	60	28	20	1	2	19	30	0
Cardinals	4	3	2.32	7	7	4	1	0	62.0	56	20	16	4	1	22	28	1

1918 World Series

(Red Sox 4, Cubs 2)

Game 1 at CHICAGO (Day) | Thursday, September 5

	R	H	E
Boston	0	0	0
Chicago	0	0	0

RUTH (W) and Agnew
VAUGHN (L) and Killefer
HR—None
T—1:50; A—19,274

Game 2 at CHICAGO (Day) | Friday, September 6

	R	H	E
Boston	0	0	0
Chicago	0	3	0

BUSH (L) and Agnew, Schang (8)
TYLER (W) and Killefer
HR—None
T—1:58; A—20,040

Game 3 at CHICAGO (Day) | Saturday, September 7

	R	H	E
Boston	0	0	0
Chicago	0	0	0

MAYS (W) and Schang
VAUGHN (L) and Killefer
HR—None
T—1:57; A—27,054

Game 4 at BOSTON (Day) | Monday, September 9

	R	H	E
Chicago	0	0	0
Boston	0	0	0

TYLER, DOUGLAS (8-L) and Killefer
RUTH (W), Bush (9-SV) and Agnew, Schang (8)
HR—None
T—1:50; A—22,183

Game 5 at BOSTON (Day) | Tuesday, September 10

	R	H	E
Chicago	0	0	1
Boston	0	0	0

VAUGHN (W) and Killefer
JONES (L) and Agnew, Schang (9)
HR—None
T—1:42; A—24,694

Game 6 at BOSTON (Day) | Wednesday, September 11

	R	H	E
Chicago	0	0	0
Boston	0	0	2

TYLER (L), Hendrix (8) and Killefer, O'Farrell (8)
MAYS (W) and Schang
HR—None
T—1:46; A—15,238

1918 World Series Statistics

Batter	AVG	G	AB	R	H	2B	3B	HR	RBI	GW	SH	SF	HB	BB	SO	SB	CS	E
Agnew	.000	4	9	0	0	0	0	0	0	0	0	0	0	0	0	0	0	0
Bush	.000	2	2	0	0	0	0	0	0	0	0	0	0	1	0	0	0	0
Dubuc	.000	1	1	0	0	0	0	0	0	0	0	0	0	1	0	0	0	0
Hooper	.200	6	20	0	4	0	0	0	0	2	0	0	0	2	2	0	2	0
Jones	.000	1	1	0	0	0	0	0	0	0	0	0	0	1	0	0	0	0
Mays	.200	2	5	1	1	0	0	0	0	0	0	0	0	1	0	0	0	0
McInnis	.250	6	20	2	5	0	0	0	1	1	1	0	0	1	1	0	0	0
Miller	.000	1	1	0	0	0	0	0	0	0	0	0	0	0	0	0	0	0
Ruth	.200	3	5	0	1	0	1	0	2	0	1	0	0	0	2	0	0	0
Schang	.444	5	9	1	4	0	0	0	1	1	0	0	0	2	3	1	1	0
Scott	.100	6	20	0	2	0	0	0	1	0	1	0	0	1	1	0	0	0
Shean	.211	6	19	2	4	1	0	0	0	1	0	0	0	4	3	1	0	0
Strunk	.174	6	23	1	4	1	1	0	0	0	1	0	0	0	5	0	1	0
Thomas	.118	6	17	0	2	0	0	0	0	1	0	0	0	1	2	0	0	0
Whiteman	.250	6	20	2	5	0	1	0	1	0	0	0	1	2	1	1	0	1
Red Sox	.186	6	172	9	32	2	3	0	6	2	8	0	1	16	21	3	4	1
Cubs	.210	6	176	10	37	5	1	0	10	2	4	0	2	18	14	3	5	5

Pitcher	W	L	ERA	G	GS	CG	SHO	SV	IP	H	R	ER	HR	HB	BB	SO	WP
Bush	0	1	3.00	2	1	1	0	1	9.0	7	3	3	0	0	3	0	0
Jones	0	1	3.00	1	1	1	0	0	9.0	7	3	3	0	0	5	5	0
Mays	2	0	1.00	2	2	2	0	0	18.0	10	2	2	0	1	3	5	0
Ruth	2	0	1.06	2	2	1	1	0	17.0	13	2	2	0	1	7	4	1
Red Sox	4	2	1.70	6	6	5	1	1	53.0	37	10	10	0	2	18	14	1
Cubs	2	4	1.04	6	6	4	1	0	52.0	32	9	6	0	1	16	21	0

Red Sox in the Postseason

Red Sox in the Postseason, Continued

1916 World Series

(Red Sox 4, Brooklyn Robins 1)

Game 1

at BOSTON, Braves Field (Day) | Saturday, October 7

	R	H	E
Brooklyn	0	0	0
Boston	0	0	1

MARQUARD (L), Pfeffer (8) and Meyers
SHORE (W), Mays (9) and Cady, Thomas (9)
HR—None
T—2:16; A—36,117

Game 2

at BOSTON, Braves Field (Day) | Monday, October 9

	R	H	E
Brooklyn	1	0	0
Boston	0	0	1

S. SMITH (L) and Meyers
RUTH (W) and Thomas
HR—Meyers (1)
T—2:32; A—41,373

Game 3

at BROOKLYN (Day) | Tuesday, October 10

	R	H	E
Boston	0	0	0
Brooklyn	0	0	1

MAYS (L), Foster (6) and Thomas
COOMBS (W), Pfeffer (7) and Miller
HR—Gardner (1)
T—2:01; A—21,087

Game 4

at BROOKLYN (Day) | Wednesday, October 11

	R	H	E
Boston	0	3	0
Brooklyn	2	0	0

LEONARD (W) and Carrigan
MARQUARD (L), Cheney (5), Rucker (8) and Meyers
HR—Gardner (2)
T—2:30; A—21,662

Game 5

at BOSTON, Braves Field (Day) | Thursday, October 12

	R	H	E
Brooklyn	0	1	0
Boston	0	1	2

PFEFFER (L), Dell (8) and Meyers
SHORE (W) and Cady
HR—None
T—1:43; A—42,620

1916 World Series Statistics

Batter	AVG	G	AB	R	H	2B	3B	HR	RBI	GW	SH	SF	HB	BB	SO	SB	CS	E
Cady	.250	2	4	1	1	0	0	0	0	0	0	0	0	3	0	0	0	0
Carrigan	.667	1	3	0	2	0	0	0	1	0	1	0	0	0	1	0	1	0
Foster	.000	1	1	0	0	0	0	0	0	0	0	0	0	0	1	0	0	0
Gainer	1.000	1	1	0	1	0	0	0	1	1	0	0	0	0	0	0	0	0
Gardner	.176	5	17	2	3	0	0	2	6	1	1	1	0	0	2	0	0	2
Henriksen	—	1	0	1	0	0	0	0	0	0	0	0	0	1	0	0	0	0
Hoblitzell	.235	5	17	3	4	1	1	0	2	0	0	0	0	6	0	0	0	0
Hooper	.333	5	21	6	7	1	1	0	1	0	0	0	0	3	1	1	2	0
Janvrin	.217	5	23	2	5	3	0	0	1	0	1	0	0	6	0	1	2	0
Leonard	.000	1	3	0	0	0	0	0	0	0	0	0	0	1	3	0	0	0
Lewis	.353	5	17	3	6	2	1	0	1	0	4	0	0	2	1	0	0	0
Mays	.000	2	1	0	0	0	0	0	0	0	0	0	0	0	1	0	0	0
McNally	—	1	0	1	0	0	0	0	0	0	0	0	0	0	0	0	0	0
Ruth	.000	1	5	0	0	0	0	0	1	0	0	0	0	0	2	0	0	0
Scott	.125	5	16	1	2	0	1	0	1	0	1	1	0	1	1	0	0	2
Shore	.000	2	7	0	0	0	0	0	0	0	0	0	0	0	2	0	0	0
Shorten	.571	2	7	0	4	0	0	0	2	0	1	0	0	0	1	0	2	0
Thomas	.143	3	7	0	1	0	1	0	0	0	1	0	0	0	1	0	0	0
Walker	.273	3	11	1	3	0	1	0	1	1	0	0	0	1	2	0	1	0
Walsh	.000	1	3	0	0	0	0	0	0	0	0	0	0	0	0	0	0	0
Red Sox	.238	5	164	21	39	7	6	2	18	3	10	2	0	18	25	1	7	6
Robins	.200	5	170	13	34	2	5	1	11	1	6	0	2	14	19	1	3	13
Pitcher	W	L	ERA	G	GS	CG	SHO	SV	IP	H	R	ER	HR	HB	BB	SO	WP	
Foster	0	0	0.00	1	0	0	0	0	3.0	3	0	0	0	0	0	1	0	
Leonard	1	0	1.00	1	1	1	0	0	9.0	5	2	1	0	0	4	3	1	
Mays	0	1	5.06	2	1	0	0	1	5.1	8	4	3	0	1	3	2	0	
Ruth	1	0	0.64	1	1	1	0	0	14.0	6	1	1	1	1	3	4	0	
Shore	2	0	1.53	2	2	1	0	0	17.2	12	6	3	0	1	4	9	0	
Red Sox	4	1	1.47	5	5	3	0	1	49.0	34	13	8	1	2	14	19	1	
Robins	1	4	2.85	5	5	1	0	1	47.1	39	21	15	2	0	18	25	2	

Red Sox in the Postseason

Red Sox in the Postseason, Continued

1915 World Series

(Red Sox 4, Phillies 1)

Game 1

at PHILADELPHIA (Day) | Friday, October 8

	R	H	E
Boston	0	0	0
Philadelphia	0	0	0

SHORE (L) and Cady
ALEXANDER (W) and Burns
HR—None
T—1:58; A—19,343

Game 2

at PHILADELPHIA (Day) | Saturday, October 9

	R	H	E
Boston	1	0	0
Philadelphia	0	0	0

FOSTER (W) and Thomas, Cady (7)
MAYER (L) and Burns
HR—None
T—2:05; A—20,306

Game 3

at BOSTON, Braves Field (Day) | Monday, October 11

	R	H	E
Philadelphia	0	0	1
Boston	0	0	0

ALEXANDER (L) and Burns
LEONARD (W) and Carrigan
HR—None
T—1:48; A—42,300

Game 4

at BOSTON, Braves Field (Day) | Tuesday, October 12

	R	H	E
Philadelphia	0	0	0
Boston	0	0	1

CHALMERS (L) and Burns
SHORE (W) and Cady
HR—None
T—2:05; A—41,096

Game 5

at PHILADELPHIA (Day) | Wednesday, October 13

	R	H	E
Boston	0	1	1
Philadelphia	2	0	0

FOSTER (W) and Thomas, Cady (6)
Mayer, RIXEY (3-L) and Burns
HR—Hooper 2 (2), Lewis (1), Luderus (1)
T—2:15; A—20,306

1915 World Series Statistics

Batter	AVG	G	AB	R	H	2B	3B	HR	RBI	GW	SH	SF	HB	BB	SO	SB	CS	E
Barry	.176	5	17	1	3	0	0	0	1	0	0	0	0	1	2	0	0	1
Cady	.333	4	6	0	2	0	0	0	0	0	1	0	0	1	2	0	0	0
Carrigan	.000	1	2	0	0	0	0	0	0	0	0	0	0	1	1	0	0	0
Foster	.500	2	8	0	4	1	0	0	1	1	0	0	0	0	2	0	0	0
Gainer	.333	1	3	1	1	0	0	0	0	0	0	0	0	0	0	0	0	0
Gardner	.235	5	17	2	4	0	1	0	0	0	1	0	0	1	0	0	0	0
Henriksen	.000	2	2	0	0	0	0	0	0	0	0	0	0	0	0	0	0	0
Hoblitzell	.313	5	16	1	5	0	0	0	1	0	0	1	0	0	1	1	1	1
Hooper	.350	5	20	4	7	0	0	2	3	2	0	0	1	2	4	0	0	1
Janvrin	.000	1	1	0	0	0	0	0	0	0	0	0	0	0	0	0	0	0
Leonard	.000	1	3	0	0	0	0	0	0	0	0	0	0	0	2	0	0	0
Lewis	.444	5	18	1	8	1	0	1	5	1	1	0	0	1	4	0	1	0
Ruth	.000	1	1	0	0	0	0	0	0	0	0	0	0	0	0	0	0	0
Scott	.056	5	18	0	1	0	0	0	0	0	2	0	0	0	3	0	0	0
Shore	.200	2	5	0	1	0	0	0	0	0	1	0	0	0	3	0	0	1
Speaker	.294	5	17	2	5	0	1	0	0	0	0	0	0	4	1	0	3	0
Thomas	.200	2	5	0	1	0	0	0	0	0	0	0	0	0	0	0	0	0
Red Sox	.264	5	159	12	42	2	2	3	11	4	6	1	1	11	25	1	5	4
Phillies	.182	5	148	10	27	4	1	1	9	1	5	0	2	10	25	2	6	3
Pitcher	W	L	ERA	G	GS	CG	SHO	SV	IP	H	R	ER	HR	HB	BB	SO	WP	
Foster	2	0	2.00	2	2	2	0	0	18.0	12	5	4	1	2	2	13	0	
Leonard	1	0	1.00	1	1	1	0	0	9.0	3	1	1	0	0	6	0		
Shore	1	1	2.12	2	2	2	0	0	17.0	12	4	4	0	0	8	6	0	
Red Sox	4	1	1.84	5	5	5	0	0	44.0	27	10	9	1	2	10	25	0	
Phillies	1	4	2.27	5	5	4	0	0	43.2	42	12	11	3	1	11	25	0	

Red Sox in the Postseason

Red Sox in the Postseason, Continued

1912 World Series

(Red Sox 4, New York Giants 3)

Game 1

at NEW YORK (Day) | Tuesday, October 8

	R	H	E
Boston	0	0	0
New York	0	0	2

WOOD (W) and Cady
 TESREAU (L), Crandall (8) and Meyers
 HR—None
 T—2:10; A—35,730

Game 2

at BOSTON, Fenway Park (Day) | Wednesday, October 9

	R	H	E
New York	0	1	0
Boston	3	0	0

Mathewson and Meyers, Wilson (10)
 Collins, Hall (8), Bedient (11) and Carrigan
 HR—None
 T—2:38; A—30,148 (Game called at end of 11th inning due to darkness)

Game 3

at BOSTON, Fenway Park (Day) | Thursday, October 10

	R	H	E
New York	0	1	0
Boston	0	0	0

MARQUARD (W) and Meyers
 O'BRIEN (L), Bedient (9) and Carrigan, Cady (9)
 HR—None
 T—2:16; A—34,624

Game 4

at NEW YORK (Day) | Friday, October 11

	R	H	E
Boston	0	1	0
New York	0	0	0

WOOD (W) and Cady
 TESREAU (L), Ames (8) and Meyers
 HR—None
 T—2:06; A—36,502

Game 5

at BOSTON, Fenway Park (Day) | Saturday, October 12

	R	H	E
New York	0	0	0
Boston	0	0	2

MATHEWSON (L) and Meyers
 BEDIENT (W) and Cady
 HR—None
 T—1:43; A—34,683

Game 6

at NEW YORK (Day) | Monday, October 14

	R	H	E
Boston	0	2	0
New York	5	0	0

O'BRIEN (L), Collins (2) and Cady
 MARQUARD (W) and Meyers
 HR—None
 T—1:58; A—30,622

Game 7

at BOSTON, Fenway Park (Day) | Tuesday, October 15

	R	H	E
New York	6	1	0
Boston	0	1	0

TESREAU (W) and Meyers, Wilson (7)
 WOOD (L), Hall (2) and Cady
 HR—Doyle (1), Gardner (1)
 T—2:21; A—32,694

Game 8

at BOSTON, Fenway Park (Day) | Wednesday, October 16

	R	H	E
New York	0	0	1
Boston	0	0	0

MATHEWSON (L) and Meyers
 Bedient, WOOD (8-W) and Cady
 HR—None
 T—2:39; A—17,034

1912 World Series Statistics

Batter	AVG	G	AB	R	H	2B	3B	HR	RBI	GW	SH	SF	HB	BB	SO	SB	CS	E
Ball	.000	1	1	0	0	0	0	0	0	0	0	0	0	0	1	0	0	0
Bedient	.000	4	6	0	0	0	0	0	0	0	0	0	0	0	0	0	0	0
Cady	.136	7	22	1	3	0	0	0	1	0	1	0	0	0	3	0	0	1
Carrigan	.000	2	7	0	0	0	0	0	0	0	0	0	0	0	0	0	0	0
Collins	.000	2	5	0	0	0	0	0	0	0	0	0	0	0	2	0	0	0
Engle	.333	3	3	1	1	1	0	0	2	0	0	0	0	0	0	0	0	0
Gardner	.179	8	28	4	5	2	1	1	5	1	2	1	1	2	5	0	0	4
Hall	.750	2	4	0	3	1	0	0	0	0	0	0	0	1	0	0	0	1
Henriksen	1.000	2	1	0	1	1	0	0	1	0	0	0	0	0	0	0	0	0
Hooper	.290	8	31	3	9	2	1	0	2	0	1	1	0	4	4	2	1	0
Lewis	.188	8	32	4	6	3	0	0	1	0	0	0	0	2	2	0	0	1
O'Brien	.000	2	2	0	0	0	0	0	0	0	0	0	0	0	2	0	0	0
Speaker	.300	8	30	4	9	1	2	0	2	0	0	0	0	4	2	1	1	2
Stahl	.250	8	32	3	8	2	0	0	2	0	1	0	0	0	6	2	2	1
Wagner	.167	8	30	1	5	1	0	0	0	0	0	0	0	3	6	1	0	3
Wood	.286	4	7	1	2	0	0	0	1	0	0	0	0	1	0	0	0	0
Yerkes	.250	8	32	3	8	0	2	0	4	2	1	0	0	2	3	0	0	1
Red Sox	.220	8	273	25	60	14	6	1	21	3	6	2	1	19	36	6	4	14
Giants	.270	8	274	31	74	14	4	1	25	2	4	3	3	22	39	12	10	16

Pitcher	W	L	ERA	G	GS	CG	SHO	SV	IP	H	R	ER	HR	HB	BB	SO	WP
Bedient	1	0	0.50	4	2	1	0	0	18.0	10	2	1	0	2	7	7	0
Collins	0	0	1.88	2	1	0	0	0	14.1	14	5	3	0	0	6	0	
Hall	0	0	3.38	2	0	0	0	0	10.2	11	6	4	1	0	9	1	
O'Brien	0	2	5.00	2	2	0	0	0	9.0	12	7	5	0	0	3	4	
Wood	3	1	3.68	4	3	2	0	0	22.0	27	11	9	0	1	3	21	
Red Sox	4	3	2.68	8	8	3	0	0	74.0	74	31	22	1	3	22	39	
Giants	3	4	1.71	8	8	6	0	0	73.2	60	25	14	1	1	19	36	

Red Sox in the Postseason

Red Sox in the Postseason, Continued

1903 World Series

(Boston Americans 5, Pirates 3)

Game 1 at BOSTON, Huntington Ave. Grounds (Day) Thursday, October 1

	Pittsburg	4	0	1	1	0	0	1	0	0	R	H	E
Pittsburg	4	0	1	1	0	0	1	0	0	7	12	4	
Boston	0	0	0	0	0	0	2	0	1	3	6	2	

PHILLIPPE (W) and Phelps
YOUNG (L) and Criger
HR—Sebring (1)
T—1:55; A—16,242

Game 2 at BOSTON, Huntington Ave. Grounds (Day) Friday, October 2

	Pittsburg	0	0	0	0	0	0	0	0	0	R	H	E
Pittsburg	0	0	0	0	0	0	0	0	0	0	3	2	
Boston	2	0	0	0	0	1	0	0	x	3	9	0	

LEEVEVER (L), Veil (2) and Smith
Dinneen (W) and Criger
HR—Dougherty 2 (2)
T—1:47; A—9,415

Game 3 at BOSTON, Huntington Ave. Grounds (Day) Saturday, October 3

	Pittsburg	0	1	2	0	0	0	0	1	0	R	H	E
Pittsburg	0	1	2	0	0	0	0	1	0	4	7	0	
Boston	0	0	0	1	0	0	0	1	0	2	4	2	

PHILLIPPE (W) and Phelps
HUGHES (L), Young (3) and Criger
HR—None
T—1:50; A—18,801

Game 4 at PITTSBURG (Day) | Tuesday, October 6

	Boston	0	0	0	0	1	0	0	0	3	R	H	E
Boston	0	0	0	0	1	0	0	0	0	3	4	9	1
Pittsburg	1	0	0	0	1	0	3	0	x	5	12	1	

Dinneen (L) and Criger
PHILLIPPE (W) and Phelps
HR—None
T—1:30; A—7,600

Game 5 at PITTSBURG (Day) | Wednesday, October 7

	Boston	0	0	0	0	0	6	4	1	0	R	H	E
Boston	0	0	0	0	0	0	6	4	1	0	11	14	2
Pittsburg	0	0	0	0	0	0	0	0	2	0	2	6	4

YOUNG (W) and Criger
KENNEDY (L), Thompson (8) and Phelps
HR—None
T—2:00; A—12,322

Game 6 at PITTSBURG (Day) | Thursday, October 8

	Boston	0	0	3	0	2	0	1	0	0	R	H	E
Boston	0	0	3	0	2	0	1	0	0	6	10	1	
Pittsburg	0	0	0	0	0	0	3	0	0	3	10	3	

DINNEEN (W) and Criger
LEEVEVER (L) and Phelps
HR—None
T—2:02; A—11,556

Game 7 at PITTSBURG (Day) | Saturday, October 10

	Boston	2	0	0	2	0	2	0	1	0	R	H	E
Boston	2	0	0	2	0	2	0	1	0	7	10	4	
Pittsburg	0	0	0	1	0	1	0	0	1	3	12	3	

PHILLIPPE (L) and Phelps
YOUNG (W) and Criger
HR—None
T—1:45; A—17,038

Game 8 at BOSTON, Huntington Ave. Grounds (Day) Tuesday, October 13

	Pittsburg	0	0	0	0	0	0	0	0	0	R	H	E
Pittsburg	0	0	0	0	0	0	0	0	0	0	0	4	3
Boston	0	0	0	2	0	1	0	0	x	3	8	0	

PHILLIPPE (L) and Phelps
Dinneen (W) and Criger
HR—None
T—1:35; A—7,455

1903 World Series Statistics

Batter	AVG	G	AB	R	H	2B	3B	HR	RBI	GW	SH	SF	HB	BB	SO	SB	CS	E
Collins	.250	8	36	5	9	1	2	0	1	1	0	0	0	1	1	3	0	1
Criger	.231	8	26	1	6	0	0	0	4	0	1	0	0	2	3	0	0	3
Dinneen	.182	4	11	1	2	0	0	0	0	0	1	0	0	2	2	0	0	0
Dougherty	.235	8	34	3	8	0	2	2	5	1	0	0	1	2	6	0	0	1
Farrell	.000	2	2	0	0	0	0	0	1	0	0	0	0	0	0	0	0	0
Ferris	.290	8	31	3	9	0	1	0	5	1	1	0	1	0	6	0	0	2
Freeman	.281	8	32	6	9	0	3	0	4	0	0	0	0	2	2	0	1	0
LaChance	.222	8	27	5	6	2	1	0	4	1	3	0	0	3	2	0	0	3
O'Brien	.000	2	2	0	0	0	0	0	0	0	0	0	0	0	1	0	0	0
Parent	.281	8	32	8	9	0	3	0	4	0	0	0	1	1	1	0	0	3
Stahl	.303	8	33	6	10	1	3	0	3	1	0	0	0	1	2	2	1	0
Young	.133	4	15	1	2	0	1	0	3	0	0	0	0	0	3	0	0	1
Red Sox	.249	8	281	39	70	4	16	2	34	5	6	0	3	14	29	5	2	14
Pirates	.237	8	270	24	64	7	9	1	22	3	3	0	1	14	45	9	4	19

Pitcher	W	L	ERA	G	GS	CG	SHO	SV	IP	H	R	ER	HR	HB	BB	SO	WP
Dinneen	3	1	2.06	4	4	4	2	0	35.0	29	8	8	0	0	8	28	0
Hughes	0	1	9.00	1	1	0	0	0	2.0	4	2	2	0	0	2	0	0
Young	2	1	1.85	4	3	3	0	0	34.0	31	14	7	1	1	4	17	0
Red Sox	5	3	2.15	8	8	7	2	0	71.0	64	24	17	1	1	14	45	0
Pirates	3	5	3.34	8	8	6	0	0	70.0	70	39	26	2	3	14	29	1

Red Sox in the Postseason



PLAYER DEVELOPMENT

In 2019, Tanner Houck was named an Eastern League mid-season All-Star before making his Triple-A debut with Pawtucket.

Player Development Staff

Raquel Ferreira, Executive Vice President/Assistant General Manager - See Page 31



Ben Crockett, Vice President, Player Development

Ben enters his 4th season as Vice President, Player Development after 5 seasons as Director, Player Development from 2012-16 and 2 seasons as the club's Assistant Director, Player Development from 2010-11. He joined the Red Sox organization as an intern in baseball operations in 2007 and served as Advance Scouting Coordinator from 2008-09.

He was selected by the Red Sox in the 10th round of the 2001 June Draft out of Harvard University, but did not sign. He was drafted the following year in the 3rd round by Colorado and is a veteran of 5 professional seasons (2002-06) as a pitcher. In 2017, Ben was elected into the Harvard Varsity Club Hall of Fame.

Ben and his wife, Kristine, live in Lexington, MA with their sons, Caleb, Wesley, and Jonathan.



Brian Abraham, Director, Minor League Operations

Brian begins his 2nd season as Director, Minor League Operations after serving as Assistant Director, Player Development from 2015-18. A native of Worcester, MA, Abraham also spent 2013-14 with the Red Sox as a Major League Staff Assistant and bullpen catcher. Prior to joining the organization, the Holy Cross graduate and baseball player spent six years with the Toronto Blue Jays (2007-12), primarily working in advance scouting and video operations while traveling with the Major League team.

Brian and his wife, Natalie, live in Framingham, MA with their son, Logan, and daughter, Elizabeth.



Patrick McLaughlin
Coordinator,
Minor League Operations



Stephen Aluko
Assistant, Florida Baseball
Operations



Mike Stelmach
Minor League
Equipment Manager



RJ Warner
Minor League
Clubhouse Assistant

Scouting Staff

Eddie Romero, Executive Vice President/Assistant General Manager - See Page 32

Zack Scott, Executive Vice President/Assistant General Manager - See Page 32



Gus Quattlebaum, Vice President, Professional Scouting

Gus begins his 4th season as Vice President, Professional Scouting after serving as Director, Professional Scouting in 2016. He spent the 2015 season, his 10th in the Red Sox organization, as Assistant Director, Professional and International Scouting. Quattlebaum, an Andover, MA native, originally joined the club in 2006 as a professional scout, and then spent 5 years as Assistant Director, Amateur Scouting from 2010-14. The Davidson College graduate began his baseball career as a player development intern for the Montreal Expos in 1998. Before coming to the Red Sox, Quattlebaum served as a scout in the New York Yankees (1999-2003) and Baltimore Orioles (2004-06) organizations.



Mike Rikard, Vice President, Scouting

Mike was named Vice President, Scouting in September 2019 and will be playing a key role across all scouting departments after 3 seasons as Vice President, Amateur Scouting (2017-19) and 2 seasons as Scouting Director (2015-16). Prior to that, he served as Regional and National crosschecker from 2004-2012 and Scouting coordinator from 2013-2014. During that time, he played a key role in the scouting and signing of current MLB stars including Mookie Betts, Jackie Bradley Jr., Anthony Rizzo and Josh Reddick. In 2015, Andrew Benintendi was his first selection as Scouting Director. Prior to that, he worked as an assistant baseball coach for Wake Forest University (1995-99) and also served as manager of the Cape Cod League Bourne Braves in the summers of 1999 and 2000.

Mike and his wife Amber reside in Raleigh, NC with their children, Keaton, Emery and Culley.



Harrison Slutsky, Director, Professional Scouting

Harrison begins his 2nd season as Director, Professional Scouting after 2 years as an assistant director in the same department. The Canton, MA native began his Red Sox career as a Baseball Operations intern in 2012 before spending the next 4 seasons in Advance Scouting. He was the Advance Scouting intern in 2013; Assistant, Advance Scouting in 2014-15; and Coordinator, Advance Scouting in 2016 while traveling with the Major League Club. Prior to joining the organization, Slutsky pitched for 4 seasons at Columbia University, where he earned a bachelor's degree in Economics and Political Science.



Paul Toboni, Director, Amateur Scouting

Paul begins his 1st season as Director, Amateur Scouting in 2020 after 3 seasons as Assistant Director, Amateur Scouting (2017-19). A graduate of the University of California, Berkeley where he played baseball, and who also earned his MBA from the University of Notre Dame, he was hired by the Red Sox as an intern in baseball operations in 2015 before moving into an amateur scouting role in 2016 with the club with coverage in Texas and northern Louisiana.



Jake Bruml
Assistant,
Amateur and Professional
Scouting



Marcus Cuellar
Coordinator,
International Scouting



Devin Pearson
Assistant Director,
Amateur Scouting

Special Assignment Scouts



Steve Peck, Special Assignment Scout

Steve begins his 8th season as Special Assignment Scout after being named to the position in December 2012. He joined the Red Sox organization as a professional scout in 2009 after 13 years as a member of the Seattle Mariners coaching and scouting staff, including serving as an advance scout from 2004-08. He also worked with the Mariners as a minor league pitching coach (1996-2001) and as an amateur scout (2002-03).

A former right-handed pitcher, Peck spent 7 seasons in the Athletics (1988-90), Angels (1991-93), and Brewers (1994) systems.



Brad Sloan, Special Assignment Scout

Brad begins his 5th season with the Red Sox as Special Assignment Scout. With 40 years of scouting experience in Major League Baseball, he most recently served as a major league scout for the Atlanta Braves from 2013-15. Prior to his stint with the Braves, he spent 9 years as a major league scout for the Los Angeles Angels of Anaheim (2004-12). The majority of his scouting experience has come in the San Diego Padres organization, where he worked for 23 years. He served as scouting director for the Padres from 1996-2000 and also held the titles of area scout, area supervisor, and national crosschecker over 2 stints with the club (1980-92; 1994-2003). Sloan, a native of Brimfield, IL, has also worked as a national crosschecker in the New York Mets organization (1993).



Mark Wasinger, Special Assistant, Player Personnel

Mark enters his 5th season as Special Assistant, Player Personnel after serving as a Special Assignment Scout for the Red Sox from 2011-14. He was the club's West Crosschecker in 2009 and spent 6 years overall as a regional crosschecker and 1 year as a professional scout with Boston. He came to the Red Sox in November of 2002 after 7 years as an area scout with San Diego.

Wasinger was Old Dominion University's first Division I All-American in baseball. A former major league infielder, he played parts of 3 seasons with the Padres (1986) and Giants (1987-88).

Amateur Scouts & Territories



Paul Fryer
Global
Crosschecker




John Booher
National
Crosschecker



Quincy Boyd
National Scouting
Supervisor



Jim Robinson
National Scouting
Supervisor



Dan Madsen
National Scouting
Supervisor



Fred Petersen
National Scouting
Supervisor



Ray Fagnant
Northeast



Justin Horowitz
Crosschecker, Special
Projects



Stephen Hargett
Crosschecker




Tom Kotchman
Florida
Crosschecker



Edgar Perez
Puerto Rico



Brandon Agamennone
N. Texas,
N. Louisiana



JJ Altobelli
S. California



Lee Bryant
S. Texas, S. Louisiana



Matt Davis
Ohio Valley



Lane Decker
AR, KS, ND, NE,
OK, SD



Kirk Fredriksson
N. Carolina,
Mid-Atlantic



Todd Gold
IN, IL, MI, MN,
MO, WI



Josh Labandeira
N. California



Brian Moehler
Georgia, S. Carolina



Carl Moesche
Northwest



Greg Morhardt
Scout



Dante Ricciardi
N. Florida



Willie Romay
S. Florida



Danny Watkins
AL, MS, TN



Vaughn Williams
AZ, CO, NM, UT




Jim Woodward
S./C. California,
S. Nevada


Part-Time Amateur Scouts & Territories



Rob English
Georgia



Tim Martin
Ohio Valley



Terry Sullivan
Illinois

Not Pictured:
Dick Sorkin,
Mid-Atlantic

Professional Scouts



Nate Field
Professional
Scout



Bob Hamelin
Professional
Scout



Blair Henry
Professional
Scout



Tim Huff
Professional
Scout



Steve Langone
Professional
Scout



Dana LeVangie
Professional
Scout




John Lombardo
Professional
Scout



Matt Mahoney
Professional
Scout



Anthony Turco
Professional
Scout



Kyri Washington
Professional
Scout

Not Pictured:
David Scrivines, Part-time Professional Scout



Todd Claus, Co-Director, International Scouting

Todd begins his 16th season in the Red Sox organization in 2020 and his 2nd as Co-Director, International Scouting. He began his tenure as a manager with Single-A Sarasota in 2004 and Double-A Portland from 2005-06 before entering scouting as a major league advance scout in 2007. He also served as Latin American Coordinator and International Crosschecker from 2010-16 before being promoted to Global Scouting Supervisor in December 2016. A graduate of the University of North Florida with a degree in management, Claus spent 12 seasons in the Angels organization before joining Boston, including 3 seasons as an infielder in the club's minor league system.



Rolando Pino, Co-Director, International Scouting

Rolando was promoted to Co-Director, International Scouting in November 2018 after serving as Latin American Scouting Coordinator for 2 years and as an International Crosschecker for the previous 5 years. Prior to joining Boston, Pino spent 11 seasons as a scout for the Cubs (2003-09) and Pirates (2010-11). The Cuban-born Pino played parts of 9 minor league seasons with CWS (1982-87), TOR (1988), MIN (1989), ATL (1990), and MIL (1990), earning recognition by Baseball America as the best fielding SS in the Midwest League in 1983. He finished his playing career in the inaugural season of professional baseball in Taiwan in 1990. Pino then spent 12 years as a coach and manager for TOR, earning Manager of the Year honors with Medicine Hat in the Rookie-level Pioneer League in 1998 and with Hagerstown in the Single-A South Atlantic League in 1999.

International Scouts & Territories



Chris Becerra
Special Assistant,
International Scouting



Hector Rincones
Latin America
Crosschecker



Brett Ward
Coordinator, Pacific
Rim Operations



Manny Nanita
Dominican Republic
Supervisor



Jonathan Cruz
Dominican Republic
Asst. Supervisor



Domingo Brito
Dominican Republic



Angel Escobar
Venezuela



**Cristobal
Garibaldo**
Panama



Alfredo Castellon
Colombia



Ernesto Gomez
Venezuela



John Kim
South Korea



Aneko Knowles
Bahamas



Matias Laureano
Dominican Republic




Won-Sang Lee
South Korea



Louie Lin
Taiwan



Wilder Lobo
Venezuela




Kento Matsumoto
Japan



Esau Medina
Dominican Republic



Rafael Mendoza
Nicaragua



Ramon Mora
Venezuela



Rafael Motooka
Brazil



Dennis Neuman
Aruba/Curacao



Alex Requena
Venezuela



Lenin Rodriguez
Venezuela



Rene Saggiadi
Europe



Sotero Torres
Mexico

Not Pictured:

Juan Carlos Calderon, Dominican Republic

Steve Fish, Western Australia

Cesar Morillo, Venezuela

Minor League Coordinators



Ryan Jackson, Field Coordinator

Ryan begins his 2nd season in the Red Sox system and 2nd as Minor League Field Coordinator. Jackson played parts of 11 professional seasons in the United States from 1994-2004, reaching the majors with the Marlins (1998), Mariners (1999), and Tigers (2001-02) before finishing his playing career in the Korean Baseball Organization in 2005. The Florida native served as a hitting coach with Cincinnati Reds affiliates from 2007-12 before a stint as the organization's minor league hitting coordinator from 2012-16.

Ryan and his wife, Arin, and 2 sons, Jakob (18), and Luke (15).



Andy Fox, Assistant Field Coordinator/Infield Coordinator

Andy begins his 10th season as Infield Coordinator and his 2nd season as Assistant Field Coordinator after serving as hitting coach for Seattle's Double-A affiliate in West Tennessee in 2010. He spent the previous 3 campaigns as 1st base and infield coach for the Florida Marlins (2007-09) and began his coaching career in 2006 as manager of Texas' Single-A Clinton club.

A 2-time World Series Champion, Fox played all 4 infield positions during a 9-year major league career with the Yankees (1996-97), Diamondbacks (1998-2000), Marlins (2000-03), Expos (2004) and Rangers (2004).



Kevin Avilla, Minor League Physical Therapist

Kevin begins his 3rd season with the Red Sox as Minor League Physical Therapist. He most recently served as a physical therapist and clinic director at Advance Rehabilitation and Physical Therapy in Georgia. Kevin completed both his bachelor's in athletic training and his doctorate in physical therapy at Northeastern University. Kevin also completed his master's in exercise science at the University of Massachusetts, and has worked in athletic training and physical therapy since 2000.



Chad Epperson, Catching Coordinator

Chad begins his 11th season as Catching Coordinator after 8 years as a manager or coach in the Red Sox farm system. A manager from 2004-09, he led his club to the playoffs in 4 straight campaigns beginning in 2006, including Single-A Salem in 2009. A back-to-back California League Manager of the Year with Lancaster from 2007-08, he also skippered Wilmington to the playoffs in 2006. The Kentucky native managed Capital City in 2005 and Augusta in 2004 after spending 2 seasons (2002-03) as Sarasota's hitting coach. He also managed Cook County of the independent Frontier League in 2001.

Epperson played 9 years in the minor leagues in the Mets (1992-95), Red Sox (1997-99), and Orioles (2000) systems prior to his coaching career. He and his wife, Anne, reside in Andover, MA with their son, Andrew (21), and daughter, Alexandra (17).



Darren Fenster, Outfield and Baserunning Coordinator

Darren begins his 2nd year as Outfield and Baserunning Coordinator after managing for the Portland Sea Dogs (2018) and the Greenville Drive (2014-17). In 2020, he was named 3rd base coach for USA Baseball's Professional National Team. In 2017, he led the Drive to their 1st South Atlantic League Championship and was named the league's Manager of the Year, then served on the coaching staff for the Arizona Fall League Champion Peoria Javelinas. Darren began his managerial career with the Gulf Coast League Red Sox (2013) and served as hitting coach for Greenville in his affiliated coaching debut (2012). He previously spent 6 seasons on the Rutgers University baseball staff as Director of Operations, assistant coach, and recruiting coordinator. He also served as an assistant for the Cape Cod Baseball League's Orleans Cardinals in 2008, helping guide the club to a league-best 25-17-2 record.



Reed Gragnani, Assistant Hitting Coordinator

Reed enters his 1st season as Assistant Hitting Coordinator and will assist Hitting Coordinator Greg Norton with data and technology implementation throughout the Red Sox system. The Richmond, VA native most recently served as the Red Sox' Mid-Atlantic Area Scout in 2018 and 2019, after spending the 2017 season with High-A Salem as an assistant coach. Gragnani played four seasons in the Red Sox minor league system (2013-16) after being selected in the 21st round of the 2013 June Draft, advancing as high as Triple-A Pawtucket in 2015.

Minor League Coordinators, Continued



Glenn (Goose) Gregson, Latin American Pitching Advisor

Goose begins his 19th season in the Red Sox organization, his 14th as Boston's Latin American Pitching Coordinator (2005, 2008-19), and his 15th straight season as a pitching coach for the Gulf Coast League Red Sox. In 2019, Goose was named the Mike Coolbaugh Award recipient for longtime service in minor league baseball.

He also served as the Red Sox pitching coordinator (2002-04, 2006) and acted as Boston's major league pitching coach for 6 weeks in 2003. Gregson has worked for the Phillies (1979-81, 1999-2001), Dodgers (1988-98), and Cubs (1982-84, 1987). He was the Dodgers' big league pitching coach in 1998.

The Appalachian State graduate played 7 minor league seasons for the White Sox (1972-73) and Phillies (1974-78), throwing a no-hitter in 1972 for the Mountaineers against the Virginia Military Institute. He has a master's degree in sport science and administration. He and his wife, Jan, have 3 children and 5 grandchildren.



Joel Harris, Assistant Minor League Athletic Trainer Coordinator

Joel enters his 2nd season as Assistant Minor League Athletic Training Coordinator and his 2nd season as GCL Red Sox athletic trainer. In the fall of 2019, Joel worked with the Peoria Javelinas of the Arizona Fall League. He previously spent 2 seasons as the head athletic trainer for the Lowell Spinners after serving as an assistant athletic trainer with the Spinners in 2016. Prior to joining the Red Sox, he was a graduate assistant athletic trainer at the University of Kentucky and has worked with both the Cape Cod Baseball League and Villanova University.

A South Strafford, VT native, he received his B.S. in Athletic Training from Endicott College in Beverly, MA in 2013 and his M.S. with a specialty in Athletic Training from the University of Kentucky in 2016. Joel currently resides in Fort Myers, FL



Shawn Haviland, Pitching Coordinator, Performance

Shawn begins his 1st season as Pitching Coordinator, Performance after serving as Pitching Performance Coach in 2019. A former right-handed pitcher, the Farmington, CT native and graduate of Harvard University played nine minor league seasons after being selected by Oakland in the 2008 June Draft, including two stints in the Red Sox organization with Triple-A Pawtucket in 2015 and 2017.



Chris Mears, Pitching Coordinator, Performance

Chris begins his 1st season as Pitching Coordinator, Performance after previously serving as a pitching crosschecker for the Red Sox from 2015-19. He also served as an amateur scout for the organization from 2008-15. Mears was selected by Seattle in the fifth round of the 1996 June Draft and made each of his 29 major league appearances (three starts) for Detroit in 2003.



Walter Miranda, Latin American Pitching/Rehab Coordinator

Walter begins his 22nd season in the Red Sox organization, his 3rd as Latin American Pitching Coordinator/Rehab Coordinator. He previously served as pitching coach for Greenville (2007, '15-17), Lowell (2005-06, '08, '13-14), and the Gulf Coast League Red Sox (2000-04, '09-12).

Miranda joined the organization in 1999 after a 6-year playing career in the Florida Marlins system, over which he went 21-19 in 68 games (60 starts). He played baseball and basketball in his native Colombia and became the 2nd player to sign with the expansion Marlins on 1/15/92.

Walter and his wife, Nicole, live in Cape Coral, FL with their daughter, Miel.

Minor League Coordinators, Continued



Greg Norton, Hitting Coordinator

Greg begins his 5th season as Minor League Hitting Coordinator after previously holding the same position in the Miami Marlins organization from 2012-13. He also served as Miami's Triple-A hitting coach for the New Orleans Zephyrs, taking over as manager in late June of 2010 and continuing in that role in 2011. Norton played 13 big league seasons for the White Sox (1996-2000), Rockies (2001-03), Tigers (2004), Devil Rays (2006-07), Mariners (2008), and Braves (2008-09) before joining the Marlins as a coach in 2010. He also served as the hitting coach at Auburn University from 2013-15.



Kirby Retzer, Rehab Strength and Conditioning Coach

Kirby begins his 1st season as Minor League Rehab Strength and Conditioning Coach after 2 seasons with the GCL Red Sox as strength and conditioning coach, and 3 seasons as Pawtucket's strength and conditioning coach. He previously served in the same capacity for the Minnesota Twins Rookie-level Gulf Coast League affiliate (2014-15). Prior to his time with the GCL Twins, Kirby completed internship programs with both current Red Sox strength and conditioning coach Mike Roose and former Red Sox strength and conditioning consultant Mike Boyle. From 2014-15, he was an assistant on the strength and conditioning staff at his alma mater, Florida Gulf Coast University, where he was responsible for their baseball and men's golf teams. In 2018, Kirby graduated with his MS in Kinesiology.



Ralph Treuel, Pitching Coordinator, Logistics

Ralph enters his 2nd season as Pitching Coordinator, Logistics after 12 seasons as Boston's Minor League Pitching Coordinator. He previously served as the major league bullpen coach in 2006. The Ohio native has 47 years of professional baseball experience, and has coached in the Red Sox system from 1996-2005, including a brief stint as major league pitching coach in September 2001. In 2004, Treuel managed the Gulf Coast League Red Sox to the league championship series.

Treuel was the 1999 and 2003 recipient of the Red Sox Edward F. Kenney Player Development Award. He attended Lorain County Community College. He has a daughter, Erika (35), and a son, Derik (32). Ralph and his wife, Donna, reside in Wolfeboro, NH with their son, William Henry (20).



Eric Velazquez, Minor League Athletic Training Coordinator

Eric enters his 2nd season as Minor League Athletic Training Coordinator after serving as athletic trainer in Pawtucket (2017-18) and Portland (2016). He began his work with the Mets at their Dominican Republic Academy in 2010 and also served as Latin American Medical Coordinator (2011) and as an athletic trainer for the Short-A Brooklyn Cyclones (2012-13) and Single-A Savannah (2014-15). Eric received his bachelor's degree in exercise biology from the University of California, Davis and his master's in athletic training from Stephen F. Austin University. He was team Colombia's trainer in the 2017 World Baseball Classic and has worked for the Arizona Fall League (2012) and the Venezuelan Winter League (2014-15). Eric was a part of the Dominican Winter League National Championship and Caribbean Series season with Leones de Escogido (2011).



Jose Zapata, Latin American Field Coordinator

Jose begins his 14th season as the Red Sox Latin American Field Coordinator. He doubled as manager of the Dominican Summer League Red Sox from 2007-16, leading the team to its 1st-ever championship in 2016. He was selected as manager of the American League DSL All-Star Team in 2009 and led the DSL Red Sox to a 44-25 mark that summer, breaking the club record for wins in a season for the 2nd straight year (43 wins in 2008). He skipped the Marlins' DSL club from 2003-06.

Zapata played professionally in the Expos minor league system from 1991-93. He served as the hitting coach for the Dominican Summer League Expos from 1994-2000 and for Short-A Vermont in 2001. He coached the Marlins' Short-A Jamestown affiliate and worked as an infield instructor in the DSL in 2002.

Player Development Consultants



Dick Berardino

Dick enters his 53rd year in the Red Sox organization (1968-2020), his 17th as a player development consultant. After 8 seasons as a minor league outfielder (1958-65), Berardino began a managerial career that spanned 21 seasons, including 2 in the Yankees organization (1966-67) and 19 in the Red Sox system (1971-85, '87-88, '97-98). He joined Boston as a coach in 1989 and served the major league club as bullpen and 3rd base coach (1989-91), roving outfield/baserunning instructor (1992-96), assistant field coordinator (1999-2001), and spring training coordinator (2002) before assuming his current role.

A 1955 graduate of Watertown (MA) High School and a 1959 graduate of Holy Cross, Dick received the Red Sox Edward M. Kenney Player Development Award in 1998. In 2008, he was given the Judge Emil Fuchs Memorial Award by the Boston Baseball Writers for long and meritorious service to baseball.



Dwight Evans

A 3-time All-Star, 8-time Gold Glove Award-winning right fielder, and Red Sox Hall of Famer, Dwight will serve as a Red Sox player development consultant for a 17th straight year. Dwight was Boston's major league hitting coach in 2002 after rejoining the organization as a player development consultant in 2001, specializing in minor league outfield and hitting instruction.


Evans played 19 years and 2,505 games in a Sox uniform, 2nd-most in club history. He was a member of 4 AL East Championship squads (1975, 1986, 1988, 1990) and 2 AL Championship teams (1975, 1986). From 1981-90, he hit 251 homers, most in the AL, and his 605 extra-base hits in the 1980s were the most in the majors. He retired in 1991 and served as a roving minor league instructor with the White Sox in 1993 and as the major league hitting coach with the Rockies in 1994.



Keith Foulke

Former All-Star closer and 2004 World Series Champion Keith Foulke enters his 5th season as a player development consultant in 2020. In 11 major league seasons, Foulke posted a 41-37 record and a 3.33 ERA in 619 games, amassing 191 saves for the Giants (1997), White Sox (1997-2002), A's (2003, 2008), and Red Sox (2004-2006).

After an American League-leading 43 saves in his All-Star 2003 season, Foulke signed with Boston in 2004 and saved 32 regular-season games and 3 postseason contests en route to the club's World Series Championship. He was on the mound to clinch the victory in Game 4 of the Fall Classic in St. Louis, fielding an Edgar Renteria grounder for the final out.



Tommy Harper

Tommy enters his 18th season as a player development consultant with the Red Sox after 3 years as the club's major league first base, outfield, and baserunning coach. A member of the 2010 Red Sox Hall of Fame class, Harper spent 3 seasons in a Red Sox uniform (1972-74) and held the club single-season record for stolen bases in a season (54 in 1973) until 2009. He enjoyed a 15-year big league career with 8 teams, hitting .257 with 146 homers, 567 RBI and 408 stolen bases. In 1970 with Milwaukee, Harper became only the 5th player (and 1st infielder) to eclipse both 30 homers and 30 steals in the same season (31 HR, 38 SB), joining Bobby Bonds (1969), Hank Aaron (1963), Willie Mays (1956-57), and Ken Williams (1922).

Following his playing career, Tommy worked in the Yankees system before returning to Boston in the public relations department in 1979 and as the major league first base coach and baserunning instructor from 1980-84. Before rejoining the Red Sox in 2000, he coached 10 years with the Expos, his final 7 as the hitting, baserunning, and outfield coach.



Carl Yastrzemski

Carl succeeded Ted Williams in left field as a rookie in 1961 and today still follows in his footsteps instructing young Red Sox hitters. A 3-time batting champion and 18-time All-Star, the Hall of Fame outfielder won the Triple Crown in 1967 when he led the AL in batting average (.326), home runs (44, tied), and RBI (121). He was the 1st AL player to collect 400 home runs and 3,000 hits in a career.

In 23 years with the Red Sox, Yaz earned 7 Gold Gloves and the 1967 AL MVP Award. When he retired, he ranked 1st on the all-time list for career games (3,308), 3rd in at-bats (11,988) and walks (1,845), 6th in total bases (5,539) and doubles (646), 7th in hits (3,419), and 10th in RBI (1,844). In September 2013, the Red Sox erected a statue in his likeness outside Fenway Park, the 3rd statue created by the club.

Special Assignment Instructors



Jim Rice

Jim returns as a special organizational instructor in 2020, his 48th season with the Red Sox. He spent 6 years as Boston's big league hitting coach from 1995-2000 after 3 seasons as a roving minor league hitting instructor. He also appears as an analyst on NESN's broadcast team. Rice was elected to the National Baseball Hall of Fame in 2009 and was part of the Red Sox Hall of Fame's inaugural 1995 class.

The 8-time All-Star hit .298 with 382 homers, 2,452 hits, 373 doubles, and 79 triples in 2,089 games, all for the Red Sox from 1974-89. He is the only player ever to have 3 straight 35-homer, 200-hit years (1977-79). The club's No. 1 draft pick in 1971, Rice helped Boston to the 1975 AL pennant as a rookie. In 1978, he was the American League MVP, leading the majors with 213 hits, 46 homers, 139 RBI, 15 triples, 406 total bases, and a .600 slugging percentage. He helped Boston to the AL pennant and finished 3rd in MVP voting in 1986.

Rice is the only AL player since 1937 with 400 total bases in a single season and the only player ever to lead either league outright in homers, triples and RBI. He led the AL in total bases 3 straight years (1977-79), tying for the AL record. Jim and his wife, Corine, are the parents of Chauncy Brandon and Carissa Jacinda.



Luis Tiant

Luis is a special assignment instructor once again in 2020. He rejoined the Red Sox organization in 2002 as pitching coach for Short-A Lowell. A clutch performer in 8 seasons in Boston from 1971-78, "El Tiante" compiled a 122-81 record and a 3.36 ERA for the club and was inducted into the Red Sox Hall of Fame in 1997. During Boston's 1975 pennant run, he beat Oakland with a 3-hitter in the first game of the ALCS, shut out Cincinnati in the first game of the World Series, and defeated the Reds again in Game 4 with a 163-pitch complete game. His final Red Sox outing, a 2-hitter on October 1, 1978, set up a 1-game playoff vs. the Yankees.

The Cuban-born Tiant went 229-172 with a 3.30 ERA and 2,416 strikeouts in 19 major league seasons with the Indians (1964-69), Twins (1970), Red Sox, Yankees (1979-80), Pirates (1981), and Angels (1982). The 3-time All-Star had 4 seasons with 20+ wins, 3 years with 200+ strikeouts, and led the AL in ERA twice and in shutouts 3 times. He served as pitching coach in the Dodgers (1992-95) and White Sox (1997) systems and was Nicaragua's pitching coach in the 1996 Olympics in Atlanta. He spent 1998-2001 as head coach for Division III Savannah (GA) College of Art and Design. Luis and his wife, Maria, have 3 children: Luis Jr., Isabel, and Daniel.

2019 June Draft

Rd.	Name	Pos.	School	Hometown
2	Cameron Cannon	SS	University of Arizona	Glendale, AZ
2	Matthew Lugo	SS	Carlos Beltrán Baseball Academy (PR)	Manati, PR
3	Ryan Zeferjahn	RHP	University of Kansas	Topeka, KS
4	Noah Song	RHP	United States Naval Academy	Claremont, CA
5	Jaxx Groshans	C	University of Kansas	Magnolia, TX
6	Chris Murphy	LHP	University of San Diego	Granada Hills, CA
7	Brock Bell	RHP	State College of Florida, Manatee-Sarasota	Phoenix, AZ
8	Wil Dalton	CF	University of Florida	Spring Hill, TN
9	Cody Scroggins	RHP	University of Arkansas	Bentonville, AR
10	Stephen Scott	OF	Vanderbilt University	Cary, NC
11	Sebastian Keane	RHP	North Andover High School (MA)	North Andover, MA
12	Brendan Cellucci	LHP	Tulane University	Wyncote, PA
13	Blake Loubier	RHP	Oviedo High School (FL)	Oviedo, FL
14	Jordan Beck	1B	Hazel Green High School (AL)	Hazel Green, AL
15	Aaron Roberts	RHP	Desert Oasis High School (NV)	Las Vegas, NV
16	Oraj Anu	LF	George Wallace CC	Orlando, FL
17	Alex Erro	INF	Northwestern University	Miami, FL
18	Jacob Herbert	C	George Jenkins High School (FL)	Lakeland, FL
19	Joe Davis	RHP	University of Houston	Austin, TX
20	Red Harrington	RHP	Spokane Falls CC	Eagle, ID
21	Dylan Spacke	RHP	Long Beach State University	Ramona, CA
22	Dominic D'Alessandro	1B	George Washington University	Glassboro, NJ
23	Leon Paulino	CF	Florida Virtual School (FL)	Hollywood, FL
24	Dean Miller	OF	University of California Riverside	Riverside, CA
25	Karson Simas	SS	Clovis West High School (CA)	Fresno, CA
26	Brandon Walter	LHP	University of Delaware	New Castle, DE
27	Devon Roedahl	RHP	University of Houston	Beaumont, TX
28	Daniel Bakst	SS	Stanford University	New York, NY
29	Luke Bandy	CF	Dallas Baptist University	Bentonville, AR
30	Nathan Martorella	1B	Salinas High School (CA)	Salinas, CA
31	Feleipe Franks	RHP	University of Florida	Crawfordville, FL
32	Bradley Blalock	RHP	Grayson High School (GA)	Loganville, GA
33	Thayer Thomas	CF	North Carolina State University	Wake Forest, NC
34	Ryan Berardino	1B	Bentley University	Sudbury, MA
35	Chris Mauloni	RHP	Jacksonville University	Jacksonville, FL
36	Caleb Hill	LHP	University of Montana	Brenham, TX
37	Connor Prielipp	LHP	Tomah High School (WI)	Tomah, WI
38	Cameron Meeks	RHP	Sam Houston High School (LA)	Lake Charles, LA
39	Sammy Faltine	RHP	Travis High School (TX)	Richmond, TX
40	Garrett Irvin	LHP	Riverside CC	Norco, CA

Players in **bold** signed with the Red Sox

2019 Minor League Leaders

2019 Final Organizational Results

TEAM	LEAGUE	W	L	PCT.	MANAGER
Pawtucket (AAA)	International	59	81	.421	Billy McMillon
Portland (AA)	Eastern	62	77	.446	Joe Oliver
Salem (High-A)	Carolina	67	70	.489	Corey Wimberly
Greenville (A)	South Atlantic	56	82	.406	Iggy Suarez
Lowell (Short-A)	New York-Penn	42	34	.553	Luke Montz
Gulf Coast (Rookie)	Gulf Coast	27	25	.519	Tom Kotchman

Red Sox Minor League Batting Leaders

BATTER	TEAM	AVG	G	AB	R	H	HR	RBI
Jimenez, Gilberto	LOW	.359	59	234	35	84	3	19
D'Alessandro, Dominic	GCL	.292	39	130	18	38	3	20
Miller, Dean	GCL	.289	37	128	20	37	4	24
Granberg, Devlin	GVL/SAL	.273	124	447	66	122	8	56
Belen, Darel	DSL RSB	.281	64	242	51	68	5	39
Bonaci, Brainer	DSL RSB	.279	61	229	34	64	3	37
Castillo, Rusney	PAW	.278	120	460	63	128	17	64
Witte, Jantzen	POR/PAW	.271	118	413	47	112	9	51
Sturgeon, Cole	PAW	.277	97	343	43	95	10	43
Castellanos, Pedro	SAL	.276	117	446	61	123	9	71

Home Runs

Dalbec, Bobby	POR/PAW	27	Duran, Jarren	SAL/POR	46
Ockimey, Josh	PAW	25	Wren, Jordan	GRE	31
Casas, Triston	GRE/SAL	20	Brannen, Cole	GRE	24
Brentz, Bryce	PAW	18	Hernández, Gorkys	PAW	20
Castilo, Rusney	PAW	17	^2 tied at 18		

Stolen Bases

Team Batting

TEAM	AVG	AB	R	H	HR	BB	SO	SB	CS
Salem Red Sox	.258	4392	582	1131	60	397	1084	90	63
Pawtucket Red Sox	.251	4563	646	1146	166	475	1186	69	46
Lowell Spinners	.238	2425	316	578	38	237	692	49	30
GCL Red Sox	.236	1633	229	385	19	228	481	37	14
Portland Sea Dogs	.233	4425	516	1033	94	409	1291	104	46
Greenville Drive	.232	4511	551	1045	79	481	1334	89	60

Red Sox Minor League Pitching Leaders

PITCHER	TEAM	W-L	ERA	IP	H	BB	SO
McGrath, Daniel	POR/PAW	7-1	1.98	122.2	85	49	116
Rodriguez, Jorge	GCL/LOW	7-2	2.09	51.2	39	9	62
Munoz, Nixson	DSL RSB	5-2	2.40	60.0	56	5	62
Padron-Artiles, Yusniel	GRE/LOW	7-3	3.38	88.0	82	21	109
Jackson, Gabriel	DSL RSB	4-3	3.49	59.1	58	27	38
Stankiewicz, Teddy	PAW	6-7	3.85	131.0	138	39	106
Ramirez, Aldo	LOW	2-3	3.94	61.2	59	16	63
Reyes, Denyi	POR	8-12	4.16	151.2	142	37	116

Wins

Hart, Kyle	POR/PAW	12	Ward, Thad	GRE/SAL	157
Diaz, Jhonathan	SAL	9	Hart, Kyle	POR/PAW	140
De Jesus, Enmanuel	SAL	9	Haworth, Hunter	GRE	124
^3 tied at 8			De Jesus, Enmanuel	PSAL	122
			Bello, Braylan	GRE	119

Strikeouts

Team Pitching

Team	W-L	ERA	H	CG	SHO	SV	HR	BB	SO
GCL Red Sox	27-25	3.19	379	0	8	11	21	135	455
Lowell Spinners	42-34	3.40	566	0	4	23	46	252	664
Salem Red Sox	67-70	3.75	1109	3	11	32	71	452	1114
Portland Sea Dogs	62-77	3.80	1042	2	16	41	79	509	1139
Greenville Drive	56-82	4.11	1167	3	9	26	103	477	1209
Pawtucket Red Sox	59-81	4.71	1206	5	3	39	177	529	1061

2019 Minor League Award Winners

Red Sox Minor League Award Winners

Pitcher of the Year.....	RHP Thad Ward, Greenville/Salem
Offensive Player of the Year.....	1B/3B Triston Casas, Greenville/Salem
Defensive Player of the Year.....	INF Ryan Fitzgerald, Salem
Base Runner of the Year.....	OF Jarren Duran, Salem/Portland
Latin Program Pitcher of the Year.....	LHP Nixon Muñoz, DSL Red Sox Blue
Latin Program Player of the Year.....	OF/1B Darel Belen, DSL Red Sox Blue
Lou Gorman Award.....	RHP Trevor Kelley, Pawtucket/Boston

Minor League Mid-Season All-Stars

PAWTUCKET <i>(International)</i>	PORTLAND <i>(Eastern)</i>	SALEM <i>(Carolina)</i>	GREENVILLE <i>(South Atlantic)</i>	LOWELL <i>(New York-Penn)</i>
RHP Trevor Kelley	RHP Tanner Houck	RHP Kutter Crawford	1B/3B Triston Casas	RHP Yusniel Padrón-Artiles
LHP Dan Runzler	LHP Dedgar Jimenez	1B Pedro Castellanos	INF Devlin Granberg	1B Joe Davis
	C Jhon Nuñez	INF Ryan Fitzgerald	RHP Thad Ward	OF Gilberto Jimenez
	3B/1B Bobby Dalbec			

Minor League Year-End All-Stars

PAWTUCKET <i>(International)</i>	PORTLAND <i>(Eastern)</i>	SALEM <i>(Carolina)</i>	GREENVILLE <i>(South Atlantic)</i>
RHP Trevor Kelley	SS C.J. Chatham	INF Ryan Fitzgerald	1B/3B Triston Casas
	3B/1B Bobby Dalbec		

Minor League Pitchers and Players Of The Week

PAWTUCKET <i>(International)</i>	PORTLAND <i>(Eastern)</i>	SALEM <i>(Carolina)</i>
LHP Kyle Hart, 5/27-6/2	3B/1B Bobby Dalbec, 5/6-12	OF Jarren Duran, 5/13-19
OF Rusney Castillo, 6/10-16	LHP Daniel McGrath, 7/22-28	OF Marcus Wilson, 6/17-23
	LHP Daniel McGrath, 8/5-11	LHP Enmanuel De Jesus, 6/24-30
		1B Pedro Castellanos, 7/22-28
		RHP Andrew Politi, 8/19-25

GREENVILLE <i>(South Atlantic)</i>	LOWELL <i>(New York-Penn)</i>
RHP Thad Ward, 5/20-26	None

All-Star Futures Game

Red Sox prospect **OF Jarren Duran** was selected to play in the SiriusXM All-Star Futures Game on 7/7 at Progressive Field in Cleveland, Ohio. Duran made his first appearance in the Futures Game, entering as a pinch hitter in the 6th inning and going 1-for-2 with a single. He remained in the game at DH.



PAWTUCKET RED SOX

International League - Triple-A

McCoy Stadium, Ben Mondor Way, Pawtucket, RI 02860

Years as Red Sox Affiliate.....1970-present
 2019 Finish.....59-81 (6th in North Division, 16.5 GB)
 President.....Dr. Charles A. Steinberg
 Vice President and General Manager.....Dan Rea
 Vice President of Public Relations.....Bill Wanless
 Stadium (First Season/Capacity).....McCoy Stadium (1942/10,031)



Billy McMillon, Manager

Billy begins his 2nd season at the helm for Pawtucket after 3 seasons as Minor League Outfield and Baserunning Coordinator for the Red Sox. He previously served 2 seasons as Portland's manager and was named the 2014 Eastern League Manager of the Year. He also skipped at Salem from 2012-13, leading the Salem Sox to the Mills Cup Championship in 2013. Billy was also at the helm for Greenville from 2010-11 where he led the Drive to the South Atlantic League Championship Series in his 2010 managerial debut. He also served as the Drive's hitting coach from 2008-09.

Billy spent parts of 6 seasons in the major leagues with the Florida Marlins (1996-97), Philadelphia Phillies (1997), Detroit Tigers (2000-01), and Oakland Athletics (2001-04). He earned a B.A. from Clemson University and an MBA from the University of Phoenix.

He and his wife, Krista, live in Columbia, SC with their children, Kennedy (18) and Jackson (15).

McMillon's Career Managerial Record

YEAR	CLUB	LEAGUE	W	L	PCT.	DIV.	PLAYOFFS
2010	Greenville	South Atlantic (A)	77	62	.554	(2nd)	def. Savannah, 2-0 in semi-finals; lost to Lakewood, 3-1 in finals
2011	Greenville	South Atlantic (A)	78	62	.557	(2nd)	
2012	Salem	Carolina (A)	68	69	.496	(3rd)	
2013	Salem	Carolina (A)	76	64	.543	(2nd)	def. Myrtle Beach, 2-0 in semi-finals; def. Potomac, 3-0 in finals
2014	Portland	Eastern (AA)	88	54	.620	(1st)	lost to Binghamton, 3-2 in semi-finals
2019	Pawtucket	International (AAA)	59	81	.421	(6th)	
Career Totals (6 years)			446	392	.532		



Paul Abbott, Pitching Coach

Paul enters his 1st season as Pawtucket's pitching coach after serving in the same capacity for Portland (2018-19), Salem (2015-17), Greenville (2013-14), and Lowell (2011-12). He previously spent 2 seasons with the independent Golden League's Orange County Flyers, serving as manager in 2010 and as pitching coach in 2009.

A right-handed pitcher, he played 20 professional seasons from 1985-2005 and spent parts of 11 seasons in the major leagues with the Twins (1990-92), Indians (1993), Mariners (1998-2002), Royals (2003), Devil Rays (2004), and Phillies (2004). He was selected by Minnesota in the 3rd round of the 1985 June Draft.

Paul lives in Fullerton, CA and has 4 children: Lance (33), Trent (32), Chloe (22), and Reese (19).



Rich Gedman, Hitting Coach

Rich enters his 6th season as hitting coach for Pawtucket after serving in the same capacity with the Portland Sea Dogs (2013-14), Salem Red Sox (2012), and Lowell Spinners (2011). He served as manager of the independent Can-Am League's Worcester Tornadoes for 6 seasons from 2005-10, and prior to that acted as bench coach for the Can-Am League's North Shore Spirit.

A 2020 Red Sox Hall of Fame inductee, the former catcher signed with Boston as a non-drafted free agent in 1977 and played 13 major league seasons with the Red Sox (1980-90), Astros (1990), and Cardinals (1991-92). He served as catcher during Boston's AL pennant run in 1986 and caught Roger Clemens' 20-strikeout game on 4/29 of that season.

Rich and his wife, Sherry, have three children; Michael, Marissa, and Matthew.

Player Development



Bruce Crabbe, Coach

Bruce enters his 16th year in the Red Sox organization and his 7th as a coach with Pawtucket. He previously managed in Boston's farm system for the Lowell Spinners in 2006, 2010, and 2012-13, and for the Salem Red Sox in 2011. He also served as Boston's minor league infield coordinator (2006-09). His tenure with the Red Sox began as hitting coach for the Wilmington Blue Rocks in 2005.

Bruce spent 7 years with the Texas Rangers (1998-2004), the last 3 as a hitting and infield coach for Triple-A Oklahoma. From 1998-2001, he served dual roles as a Triple-A Coach and Single-A Pulaski's manager and was named the Appalachian League Manager of the Year in 1999.

Bruce played professionally in the Cubs, Blue Jays, and Braves systems from 1984-92 after attending the University of Florida, where he was an All-American selection in 1984. He holds a bachelor's degree in liberal arts.

Bruce and his wife, Denise, reside in Orlando, FL.



David Herrera, Athletic Trainer

David enters his 13th season in the Red Sox organization and his 2nd as athletic trainer with the Pawtucket Red Sox. He previously served in the same capacity for the Gulf Coast Red Sox (2008 and 2016-18) and as the Red Sox Minor League Latin American Medical Coordinator (2016-18). He was also athletic trainer for the Salem Red Sox (2012-15), the Greenville Drive (2010-11) and the Lowell Spinners (2009).

David served as a student athletic trainer with the baseball, basketball, football, and volleyball teams at Graceland (IA) University-Lamoni from 2005-06. He graduated from Graceland in 2007 with a B.A. in athletic training and a minor in health.



Chris Messina, Strength and Conditioning Coach

Chris begins his 2nd season as strength and conditioning coach of Pawtucket after 3 seasons as strength and conditioning coach for Portland. In the fall of 2016, he worked as the strength and conditioning coach for the Surprise Saguaros of the Arizona Fall League. He spent 2015 in the same role with Pittsburgh's Rookie-level Bristol Pirates, and in the summer of 2014 he interned at Texas Christian University. Chris studied exercise science at State University of New York at Fredonia and received his M.S. in applied health physiology at Salisbury University in Maryland.

Pawtucket Red Sox, Continued

2019 Batting Statistics

PLAYER	AVG	G	AB	R	H	2B	3B	HR	RBI	SH	SF	HP	BB	SO	SB	CS
Brentz, B	.216	95	310	47	67	17	0	18	50	0	2	6	39	122	0	2
Castillo, R	.278	120	460	63	128	25	1	17	64	0	2	5	25	63	5	9
Centeno, J	.248	81	266	27	66	15	0	4	40	2	3	6	24	47	2	0
Chatham, C	.302	20	86	11	26	5	0	2	10	0	1	0	4	21	0	0
Chavis, M	.257	21	70	11	18	4	0	7	11	0	1	0	8	21	0	0
Dalbec, B	.257	30	113	12	29	4	0	7	16	0	2	3	5	29	0	2
De La Guerra, C	.288	61	226	35	65	16	1	13	37	1	0	2	24	64	1	2
Hardy, D	.000	1	3	0	0	0	0	0	0	0	0	0	0	2	0	0
Hernández, G	.219	123	430	75	94	14	3	16	53	2	6	4	62	146	20	6
Hernández, M	.285	35	137	23	39	12	0	2	11	0	3	0	6	32	3	2
Hernández, O	.209	47	148	20	31	10	0	6	20	3	2	2	12	33	0	0
Holt, B	.250	9	28	7	7	2	0	1	3	0	0	1	8	12	1	0
León, S	.120	7	25	2	3	0	0	0	0	0	0	0	1	6	0	1
Lin, T	.246	59	224	30	55	11	1	4	22	3	2	0	21	58	6	2
Lopez, D	.130	9	23	1	3	1	0	0	0	0	0	0	2	6	0	1
Lovullo, N	.200	15	45	8	9	1	0	1	5	1	0	0	4	14	1	0
Matheny, T	.083	5	12	2	1	0	0	0	3	0	0	1	3	6	1	0
Miller, M	.256	53	195	29	50	9	0	3	23	1	2	1	22	28	3	4
Moreland, M	.000	4	13	0	0	0	0	0	0	0	0	0	1	4	0	0
Núñez, E	.133	4	15	1	2	0	0	1	1	0	0	0	0	1	0	0
Ockimey, J	.204	122	377	64	77	17	2	25	57	0	3	6	82	139	0	2
Osinski, M	.000	1	4	0	0	0	0	0	0	0	0	0	0	2	0	0
Owings, C	.325	44	163	26	53	11	0	11	34	1	2	2	15	50	6	4
Pearce, S	.167	7	24	3	4	1	0	0	2	0	0	2	3	10	0	0
Pedroia, D	.158	5	19	2	3	0	0	0	0	0	0	0	1	4	0	0
Renda, T	.200	5	20	3	4	2	0	1	5	0	0	0	1	3	0	0
Romanski, J	.190	7	21	4	4	2	0	0	2	0	0	2	0	4	0	0
Sturgeon, C	.277	97	343	43	95	17	2	10	43	2	3	7	24	86	6	3
Tobias, J	.291	44	134	16	39	8	1	2	13	1	2	0	13	29	1	1
Travis, S	.275	68	236	36	65	14	1	7	33	0	0	1	31	62	5	1
Witte, J	.277	112	393	45	109	22	0	8	49	0	4	5	34	82	8	4
TOTALS	.251	140	4563	646	1146	240	12	166	607	17	40	56	475	1186	69	46

2019 Pitching Statistics

PLAYER	W-L	ERA	G	GS	CG	SHO	SV	IP	H	R	ER	HR	HB	BB	SO	WP	BK
Bleich, J	2-2	5.59	12	3	0	0	0	19.1	21	13	12	4	1	8	17	0	0
Brasier, R	2-0	0.96	10	0	0	0	0	9.1	6	1	1	1	2	1	13	0	0
Brewer, C	2-3	4.91	9	0	0	0	0	11.0	14	9	6	2	2	7	10	3	0
Ellington, B	0-0	9.00	4	0	0	0	0	4.0	4	4	4	0	2	7	5	4	0
Eovaldi, N	0-0	0.00	1	0	0	0	0	1.0	0	0	0	0	0	1	3	0	0
Gorst, M	1-1	2.70	9	1	0	0	0	13.1	10	4	4	1	0	13	8	0	0
Hart, K	9-7	3.86	18	15	1	1	0	100.1	91	44	43	8	6	36	80	2	0
Hembree, H	0-0	0.00	1	0	0	0	0	1.0	0	0	0	0	0	2	0	0	0
Hernandez, D	1-2	4.76	7	3	0	0	0	17.0	10	9	9	2	4	16	20	1	1
Houck, T	0-0	3.24	16	2	0	0	1	25.0	19	11	9	3	5	14	27	3	0
Jimenez, D	0-1	14.09	2	2	0	0	0	7.2	10	12	12	2	1	10	7	0	0
Johnson, B	1-0	3.68	6	3	0	0	0	14.2	13	6	6	1	1	8	19	1	0
Kelley, T	5-5	1.79	52	0	0	0	12	65.1	51	18	13	8	6	21	63	4	0
Kent, M	1-4	8.70	6	6	0	0	0	30.0	37	29	29	8	2	15	14	0	0
Lakins, T	3-4	4.60	40	1	0	0	6	45.0	46	25	23	4	2	23	42	5	0
Lau, A	1-0	5.79	5	1	0	0	0	9.1	8	8	6	3	2	11	8	0	0
Lenik, K	0-0	4.50	3	0	0	0	0	4.0	4	2	2	1	0	3	4	1	0
McGrath, D	0-0	5.23	2	1	0	0	0	10.1	13	6	6	1	0	4	3	0	0
Mejia, J	2-7	6.38	42	0	0	0	7	48.0	52	36	34	9	3	16	49	8	1
Poyner, B	2-5	3.77	43	1	0	0	6	57.1	47	27	24	9	3	27	70	3	0
Ramirez, E	6-8	4.74	27	24	1	0	0	125.1	125	75	66	18	5	43	95	6	1
Runzler, D	1-1	5.40	22	0	0	0	1	26.2	26	19	16	3	3	15	22	0	0
Shawarzyn, M	1-2	4.52	26	14	0	0	0	89.2	76	48	45	13	6	49	76	7	1
Shepherd, C	0-5	10.01	8	7	0	0	0	29.2	53	43	33	11	5	16	30	1	0
Smith, J	5-3	5.48	13	12	1	0	0	67.1	82	44	41	9	3	20	70	2	0
Stankiewicz, T	6-7	3.85	24	23	1	1	0	131	138	62	56	26	2	39	106	2	0
Sturgeon, C	0-1	9.00	4	0	0	0	0	4.0	7	8	4	1	0	6	3	1	0
Tapia, D	5-4	5.18	44	1	0	0	2	66.0	74	47	38	8	5	32	52	3	0
Taylor, J	1-1	2.70	20	0	0	0	3	23.1	18	9	7	2	1	11	32	2	0
Thornburg, T	0-2	12.66	11	1	0	0	0	10.2	17	15	15	5	0	9	13	3	0
Velázquez, H	0-0	3.31	12	0	0	0	1	16.1	11	6	6	3	0	11	14	1	0
Wade, K	0-0	1.80	1	1	0	0	0	5.0	8	1	1	0	0	3	1	0	0
Walden, M	0-0	0.00	1	0	0	0	0	1.2	1	0	0	0	0	2	0	0	0
Weber, R	1-5	4.50	16	16	1	0	0	78.0	86	41	39	9	3	25	63	3	0
Weems, J	0-1	6.17	8	1	0	0	0	11.2	14	9	8	1	0	6	14	3	0
Witte, J	0-0	27.00	1	0	0	0	0	1.0	8	7	3	0	0	0	0	0	0
Wright, S	1-0	1.86	5	1	0	0	0	9.2	6	2	2	1	0	3	4	0	0
TOTALS	59-81	4.71	140	140	5	3	39	1190	1206	700	623	177	75	529	1061	69	4

Player Development



PORTLAND SEA DOGS

Eastern League - Double-A
Hadlock Field, 271 Park Avenue, Portland, ME 04102

Years as Red Sox Affiliate.....	2003-present
2019 Finish.....	62-77 (6th in Eastern Division, 18.0 GB)
President.....	Charlie Eshbach
Executive Vice President/General Manager.....	Geoff Iacuesa
Assistant General Manager/Director of Media Relations	Chris Cameron
Coach.....	Frankie Rios
Stadium (First Season/Capacity).....	Hadlock Field (1994/7,368)



Joe Oliver, Manager

Joe enters his 2nd season at the helm for Portland after 3 seasons as manager for Salem. He served in the same capacity for Lowell (2014-15) making his managerial debut in 2014.

A 12-year major league veteran, Joe was selected by the Cincinnati Reds in the 1983 June Draft. He was a member of the 1990 World Series Champion Reds, and was named the Reds MVP in 1993. He also played with the Milwaukee Brewers (1995), Detroit Tigers (1998), Seattle Mariners (1998, 2000), Pittsburgh Pirates (1999), New York Yankees (2001), and the Red Sox (2001).

Joe and his wife of 33 years, Kim, have four children: Dejai (28), Karrah (26), Gavin (22), and Lauryl (21).

Oliver's Career Managerial Record

YEAR	CLUB	LEAGUE	W	L	PCT.	DIV.	PLAYOFFS
2014	Lowell	New York-Penn (A)	37	38	.493	(3rd)	
2015	Lowell	New York-Penn (A)	37	39	.487	(2nd)	
2016	Salem	Carolina (A)	87	52	.626	(1st/2nd)	lost to Myrtle Beach, 2-1 in semi-finals
2017	Salem	Carolina (A)	73	66	.525	(2nd/3rd)	
2018	Salem	Carolina (A)	63	75	.457	(3rd/4th)	
2019	Portland	Eastern (AA)	62	77	.446	(6th)	
Career Totals (5 years)			359	347	.508		



Lance Carter, Pitching Coach

Lance enters his 6th season in the Red Sox organization and his 1st season as pitching coach for the Portland Sea Dogs. He previously served in the same capacity for the Salem Red Sox (2018-19) and Lowell Spinners (2015-17).

A right-handed pitcher, Lance was selected as a 2003 All-Star while with the Tampa Bay Devil Rays. He played with Kansas City (1999), Tampa Bay (2002-05), and the Los Angeles Dodgers (2006) before spending the 2007 season with Nippon Professional Baseball's Orix Buffaloes in Japan.

He had previously served as a pitching coach in the Philadelphia Phillies minor league system from 2010-11 and as an assistant coach at the University of South Florida.

Lance and his wife, Maeve, reside in Bradenton, FL with their daughters, Langley and Aelish, and son, Ronan.



Lance Zawadzki, Hitting Coach

Lance begins his 1st season as Portland's hitting coach after serving in the same capacity for the Salem Red Sox in 2019. The Framingham, MA native made his coaching debut with Lowell in 2018 and played 11 professional seasons as an infielder, reaching the majors with the Padres in 2010.



Scott Gallon, Athletic Trainer

Scott enters his 5th season as an athletic trainer for the organization, and his 4th season with Portland. He previously served as an athletic trainer at Boston College from 2012-16, spent 7 years as an associate head athletic trainer at The College of the Holy Cross, and was a graduate assistant athletic trainer at the University of Massachusetts-Amherst. Scott also served as a seasonal intern with the Red Sox and the Super Bowl Champion New England Patriots in 2001.

An Ashburnham, MA native, he received his B.S. in Athletic Training from Springfield College and his M.S. in Exercise Science from the University of Massachusetts-Amherst.

Scott resides in North Andover, MA with his wife, Nancy, and son, Charlie (1).

Portland Sea Dogs, Continued



Ben Chadwick, Strength and Conditioning Coach

Ben begins his 2nd season as strength and conditioning coach with Portland and his 6th season with the organization after splitting the previous 4 seasons between Salem and the GCL Red Sox. In 2015, he served as the strength and conditioning coach for Leones del Caracas of the Venezuelan Professional Baseball League. Prior to his work in the Red Sox organization, he interned under former Red Sox strength and conditioning consultant Mike Boyle as well as with the University of South Carolina Gamecocks football team during the 2014 season. In 2013, he graduated from the University of Massachusetts with a degree in Kinesiology.

2019 Batting Statistics

PLAYER	AVG	G	AB	R	H	2B	3B	HR	RBI	SH	SF	HP	BB	SO	SB	CS
Asche, C	.208	23	72	9	15	3	0	1	8	0	1	1	17	28	3	0
Chatham, C	.297	90	350	39	104	26	1	3	36	1	4	3	18	66	7	1
Cubillan, R	.286	5	14	1	4	0	0	0	0	0	0	0	3	6	0	0
Curcio, K	.227	29	97	11	22	5	0	2	6	0	0	1	4	22	4	0
Curletta, J	.205	94	312	43	64	18	0	9	44	0	8	5	49	112	3	1
Dalbec, B	.234	105	359	57	84	15	2	20	57	0	1	11	68	110	6	4
Downs, J	.176	55	153	10	27	9	0	2	14	2	1	7	13	57	0	0
Duran, J	.250	82	320	41	80	11	5	1	19	3	1	5	23	84	28	8
Feltman, D	.000	1	0	0	0	0	0	0	0	0	0	0	0	0	0	0
Hardy, D	.143	19	42	3	6	0	0	0	1	2	0	0	3	19	4	0
Hernández, O	.083	7	24	3	2	0	0	0	1	0	0	0	2	11	0	0
Holt, B	.000	1	2	0	0	0	0	0	0	0	0	0	1	0	0	0
Joseph, T	.260	13	50	7	13	3	0	0	5	0	1	2	2	17	0	0
LoBrutto, D	.000	1	0	0	0	0	0	0	0	0	0	0	0	0	0	0
Lopez, D	.169	30	89	7	15	5	0	1	8	1	0	0	2	38	3	0
Lovullo, N	.175	21	63	2	11	0	0	0	3	0	0	0	5	21	0	1
Lucena, I	.500	3	2	0	1	0	0	0	0	0	0	0	1	1	0	0
Madden, C	.225	24	71	6	16	4	0	5	12	1	1	1	1	28	0	0
Matheny, T	.240	94	329	36	79	16	1	8	42	4	2	4	14	105	11	7
Monge, J	.188	10	32	5	6	0	0	0	0	0	0	1	1	13	1	0
Netzer, B	.247	130	454	56	112	24	1	8	50	5	3	5	45	128	3	4
Nunez, J	.280	64	211	26	59	11	1	5	21	4	0	4	13	39	5	3
Ortega, J	.000	1	1	1	0	0	0	0	1	0	0	0	1	1	0	0
Osinski, M	.192	17	52	5	10	2	1	0	5	0	1	1	7	18	0	0
Pedroia, D	.222	6	18	1	4	0	0	0	1	0	0	0	0	3	0	0
Rei, A	.157	26	83	4	13	5	0	1	9	1	0	0	6	29	0	0
Rivera, J	.236	101	339	34	80	11	2	6	33	9	1	3	22	70	12	3
Romanski, J	.213	29	89	9	19	3	0	0	3	2	1	1	3	24	0	1
Rusconi, J	.500	2	4	0	2	1	0	0	1	0	1	0	0	0	0	0
Tavárez, A	.192	20	73	6	14	3	1	0	3	0	0	0	8	18	3	1
Tendler, L	.235	122	413	46	97	23	1	11	58	1	2	3	39	109	4	5
Tobias, J	.309	24	81	11	25	8	0	2	11	1	0	6	9	23	1	7
Wilson, M	.223	62	206	35	46	14	0	8	22	0	2	2	28	82	6	0
Witte, J	.150	6	20	2	3	0	0	1	2	0	0	0	1	9	0	0
TOTALS	.233	139	4425	516	1033	220	16	94	476	37	31	66	409	1291	104	46

2019 Pitching Statistics

PLAYER	W-L	ERA	G	GS	CG	SHO	SV	IP	H	R	ER	HR	HB	BB	SO	WP	BK
Bazardo, E	4-1	2.78	21	0	0	0	0	32.1	27	12	10	2	0	13	35	4	0
Cosart, J	1-1	1.59	10	0	0	0	0	11.1	6	4	2	0	3	10	14	1	0
Crawford, K	1-3	4.19	5	5	0	0	0	19.1	19	10	9	2	0	15	23	1	0
Downs, J	0-0	0.00	1	0	0	0	0	1.0	0	0	0	0	0	0	1	0	0
Ellington, B	2-0	1.80	12	0	0	0	1	15.0	9	5	3	2	3	13	20	6	0
Feltman, D	2-3	5.26	43	0	0	0	5	51.1	42	31	30	8	2	31	54	3	0
Gomez, A	0-0	5.06	4	0	0	0	0	5.1	4	3	3	0	0	4	6	1	0
Gorst, M	2-7	4.62	31	2	0	0	2	48.2	42	35	25	5	5	17	45	5	0
Hart, K	3-6	2.91	9	9	1	0	0	55.2	39	19	18	3	7	17	60	2	0
Hernandez, D	1-4	5.13	10	9	0	0	0	40.1	33	28	23	2	3	32	59	7	0
Houck, T	8-6	4.25	17	15	1	1	0	82.2	86	41	39	4	9	32	80	6	1
Jimenez, D	4-5	3.78	29	12	0	0	10	85.2	75	39	36	9	6	41	74	5	0
Johnson, B	0-1	10.50	3	2	0	0	0	6.0	11	10	7	1	0	3	7	1	0
Kent, M	5-7	4.19	22	18	0	0	0	122.1	134	66	57	3	7	39	85	2	0
Lau, A	1-4	3.31	35	0	0	0	7	51.2	43	24	19	3	3	23	62	7	0
Lenik, K	1-0	2.70	16	0	0	0	3	23.1	10	7	7	2	3	12	29	2	0
Leyer, R	0-1	2.66	15	1	0	0	0	23.2	13	8	7	0	1	17	30	3	0
LoBrutto, D	0-2	8.71	7	0	0	0	1	10.1	19	11	10	1	2	6	9	0	0
Mata, B	4-6	5.03	11	11	0	0	0	53.2	54	32	30	6	4	24	59	6	1
McGrath, D	7-1	1.68	27	15	0	0	1	112.1	72	25	21	5	1	45	113	0	0
Mejia, J	0-0	0.00	1	0	0	0	0	1.0	1	0	0	0	0	0	1	0	0
Reyes, D	8-12	4.16	26	26	0	0	0	151.1	142	74	70	14	6	37	116	3	1
Schellenger, Z	0-0	10.38	11	0	0	0	1	8.2	8	10	10	1	3	21	10	2	0
Schwaab, A	1-1	5.50	10	0	0	0	1	18.0	14	14	11	0	7	14	22	0	0
Smith, H	0-0	0.00	1	0	0	0	1	3.0	2	0	0	0	0	2	1	0	0
Thompson, D	1-0	4.50	1	1	0	0	0	6.0	8	3	3	0	0	1	5	0	0
Wade, K	6-4	2.74	17	13	0	0	0	95.1	89	30	29	5	4	13	64	0	0
Weems, J	0-2	3.89	33	0	0	0	8	44.0	40	23	19	1	1	27	55	4	0
TOTALS	62-77	3.80	139	139	2	16	41	1179.1	1042	564	498	79	80	509	1139	71	3

Player Development



SALEM RED SOX

Carolina League - High-A
Salem Memorial Ballpark, 1004 Texas Street, Salem, VA 24153

Years as Red Sox Affiliate.....	2009-present
2019 Finish.....	67-70 (3rd in Northern Division, 14.5 GB)
General Manager.....	C. Ryan Shelton
Vice President/Assistant General Manager.....	Allen Lawrence
Director, Broadcasting and Media Relations.....	Ben Gellman
Coach.....	Matt O'Neil
Stadium (First Season/Capacity).....	LewisGale Field at Salem Memorial Ballpark (1995/5,503)



Corey Wimberly, Manager

Corey begins his 2nd season at the helm for the Salem Red Sox after making his managerial debut for Lowell in 2018. He joined the Greenville coaching staff in 2017. He played professionally from 2005-16, reaching the Triple-A level from 2010-13 with the Oakland Athletics, Pittsburgh Pirates, and New York Mets affiliates.

Wimberly's Career Managerial Record

YEAR	CLUB	LEAGUE	W	L	PCT.	DIV.	PLAYOFFS
2018	Lowell	New York-Penn	37	38	.493	(3rd)	
2019	Salem	Carolina (A)	67	70	.446	(3rd)	lost to Wilmington, 2-3 in semi-finals
Career Totals (2 years)			104	108	.491		



Brett Merritt, Pitching Coach


Brett enters his 1st season as pitching coach for the Salem Red Sox. He previously served in the same capacity for the College of Central Florida during 2018 and 2019.



Nelson Paulino, Hitting Coach

Nelson returns for his 5th season as Salem's hitting coach (also 2013 and 2016-18) after 3 seasons with Greenville (2019 and 2014-15) and one season with the Lowell Spinners (2012). It marks his 23rd consecutive year with the Red Sox after joining the organization in 1998. He previously served as hitting coach for Boston's Dominican Summer League club from 2008-11 and from 2001-02. Nelson was the DSL club's bench coach in 2007 and manager from 2003-06.

The former switch-hitting infielder played 4 years in the Braves farm system from 1991-94. Nelson and his wife, Neltkis Peguero, have 3 children: Angelina, Chrisberlin, and Nelson, Jr.



Nick Kuchwara, Athletic Trainer

Nick begins his 5th season as athletic trainer for Salem after joining the staff in 2016. He worked in the same capacity for Lowell in 2015, as well as for Portland and Pawtucket. A Colorado resident, Nick received his B.S. in Athletic Training from Metropolitan State University of Denver in 2012 and went on to receive his M.S. in Exercise Science and Health Promotion with a concentration in Rehabilitation Sciences from California University of Pennsylvania in 2013.



Joe Hudson, Strength and Conditioning Coach

Joe begins his 3rd season as Strength and Conditioning Coach for the Salem Red Sox, having been hired by the organization in 2018.



Salem Red Sox, Continued

2019 Batting Statistics

PLAYER	AVG	G	AB	R	H	2B	3B	HR	RBI	SH	SF	HP	BB	SO	SB	CS
Acosta, V	.274	100	350	45	96	17	1	3	46	2	2	4	38	42	5	4
Batesole, K	.170	25	53	4	9	0	0	0	2	2	1	1	3	12	0	0
Benge, G	.253	94	336	40	85	16	2	6	35	1	3	1	42	106	6	4
Campana, M	.139	11	36	4	5	1	0	1	4	0	0	0	4	19	0	1
Casas, T	.429	2	7	2	3	1	0	1	3	0	0	0	0	2	0	0
Castellanos, P	.276	117	446	61	123	23	2	9	71	0	7	11	22	71	10	7
Corcino, E	.315	68	219	36	69	18	4	9	46	0	3	7	20	56	2	4
Cottam, K	.256	11	39	5	10	4	0	2	10	0	2	0	1	11	0	1
Curcio, K	.291	70	251	42	73	20	4	1	19	1	3	1	26	46	7	1
Downs, J	.143	23	77	7	11	4	0	0	1	0	0	2	6	18	0	0
Duran, J	.387	50	199	49	77	13	3	4	19	0	1	3	23	44	18	5
Esplin, T	.200	2	5	0	1	0	0	0	0	0	0	0	1	2	0	0
Fitzgerald, R	.271	127	461	63	125	25	7	3	65	0	9	6	51	107	11	10
Gonzalez, D	.000	2	1	0	0	0	0	0	0	0	0	0	0	1	0	0
Granberg, D	.222	25	90	9	20	6	0	0	11	0	2	3	4	16	1	1
Hardy, D	.243	36	107	20	26	4	0	2	11	2	1	2	15	36	2	2
Hernández, M	.295	21	78	15	23	7	0	0	9	0	2	3	8	9	1	1
LoBrutto, D	.000	1	0	0	0	0	0	0	0	0	0	0	0	0	0	0
Lopez, D	.176	27	74	5	13	3	1	0	5	0	0	0	7	23	2	3
Lovullo, N	.246	43	138	15	34	11	0	1	13	0	0	2	15	30	0	4
Lucena, I	.163	16	49	5	8	5	0	0	2	0	0	0	6	11	0	0
Madden, C	.216	40	134	14	29	6	0	1	22	1	2	3	7	50	1	0
Marrero, E	.191	15	47	3	9	2	0	1	3	0	0	0	3	8	0	0
Miranda, S	.208	8	24	2	5	1	1	1	3	0	0	0	0	10	0	0
Monge, J	.256	11	39	4	10	2	0	0	5	0	0	0	2	13	1	0
Nishioka, T	.250	78	248	21	62	18	0	2	38	0	7	14	13	72	5	1
Ortega, J	.242	20	62	9	15	2	0	0	4	0	0	0	8	13	5	3
Osinski, M	.277	29	65	10	18	6	0	0	7	1	0	1	11	15	0	0
Rusconi, J	.196	107	377	47	74	16	2	3	29	4	2	4	20	112	6	5
Schellenger, Z	.000	1	0	0	0	0	0	0	0	0	0	0	0	0	0	0
Sciortino, N	.163	56	166	13	27	4	1	2	13	1	2	4	20	73	0	2
Suarez, K	.214	4	14	2	3	1	0	0	1	0	0	0	2	2	1	0
Williams, G	.333	17	54	4	18	4	0	0	4	3	0	0	1	7	2	1
Wilson, M	.342	45	146	26	50	12	1	8	29	0	2	1	18	47	4	3
TOTALS	.258	137	4392	582	1131	252	29	60	530	18	51	73	397	1084	90	63

2019 Pitching Statistics

PITCHER	W-L	ERA	G	GS	CG	SHO	SV	IP	H	R	ER	HR	HB	BB	SO	WP	BK
Aybar, Y	0-0	1.80	4	0	0	0	0	5.0	2	1	1	0	0	1	3	0	0
Baker, R	2-1	5.56	5	0	0	0	0	11.1	13	7	7	1	1	4	8	2	0
Bazardo, E	1-1	1.76	17	0	0	0	4	41.0	29	10	8	1	2	9	53	4	1
Browning, L	2-1	2.81	9	0	0	0	1	16.0	16	6	5	2	0	6	7	0	0
Cosart, J	0-3	1.83	14	0	0	0	5	19.2	13	7	4	1	2	5	22	1	1
Crawford, K	4-5	3.39	14	14	1	0	0	69.0	68	29	26	5	5	30	77	1	0
De Jesus, E	9-9	3.58	24	24	1	0	0	130.2	140	66	52	5	10	42	122	6	1
Demchak, A	1-1	6.57	7	0	0	0	0	12.1	19	13	9	1	1	7	13	3	0
Diaz, J	9-8	3.86	27	27	0	0	0	128.1	121	63	55	6	19	54	118	10	0
Fisher, D	1-2	10.45	8	0	0	0	0	10.1	14	14	12	1	4	13	13	3	0
Gomez, A	0-0	1.93	7	0	0	0	0	9.1	6	2	2	0	0	5	4	0	0
Gomez, R	1-2	2.80	25	0	0	0	2	45.0	42	18	14	6	0	20	38	4	1
Gonzalez, D	6-10	4.36	26	26	0	0	0	150.2	164	78	73	17	2	31	101	5	1
Jackson, K	0-1	19.80	4	0	0	0	0	5.0	11	11	11	1	2	4	5	0	0
LoBrutto, D	2-1	2.04	23	0	0	0	3	35.1	30	10	8	1	0	5	36	3	0
Lopez, D	0-0	0.00	1	0	0	0	0	1.0	1	0	0	0	0	1	1	0	0
Lovullo, N	0-0	0.00	1	0	0	0	0	0.1	0	0	0	0	0	0	0	0	0
Martinez, A	1-0	2.84	7	0	0	0	0	12.2	9	4	4	0	0	7	10	2	2
Martinez, J	4-4	3.88	29	0	0	0	1	48.2	42	28	21	4	8	28	58	7	1
Mata, B	3-1	1.75	10	10	0	0	0	51.1	38	18	10	1	7	18	52	3	0
Osinski, M	0-0	0.00	1	0	0	0	0	0.2	1	0	0	0	0	0	0	0	0
Politi, A	5-2	3.55	33	5	0	0	1	78.2	56	37	31	4	2	37	96	7	0
Schellenger, Z	1-1	5.75	26	0	0	0	2	36.0	28	24	23	6	7	23	51	3	1
Scherff, A	1-0	1.42	1	1	0	0	0	6.1	5	1	1	0	0	2	3	0	0
Schwaab, A	2-1	2.01	34	0	0	0	13	40.1	24	13	9	0	5	15	44	1	0
Smith, H	3-4	5.87	23	2	0	0	0	46.0	55	37	30	2	7	23	51	5	0
Thompson, D	6-8	5.34	19	16	1	0	0	86.0	119	58	51	2	6	29	53	9	0
Thompson, J	0-1	3.86	4	0	0	0	0	7.0	5	3	3	0	1	1	5	1	0
Ward, T	3-3	2.33	12	12	0	0	0	54.0	38	15	14	4	6	32	70	5	1
TOTALS	67-70	3.75	137	137	3	11	32	1158.0	1109	573	482	71	97	452	1114	85	10

Player Development



GREENVILLE DRIVE

South Atlantic League - Single-A
Fluor Field at the West End, 945 South Main Street, Greenville, SC 29601

Years as Red Sox Affiliate.....	2005-present
2019 Finish.....	56-82 (6th in Southern Division, 21.0 GB)
Owner/President.....	Craig Brown
General Manager.....	Eric Jarinko
Media Relations Manager.....	Cameron White
Coach.....	John Shelby III
Stadium (First Season/Capacity).....	Fluor Field at the West End (2006 / 5,700)



Iggy Suarez, Manager

2020 marks Iggy's 3rd season at the helm for Greenville after previously serving in the same capacity for Lowell (2016-17). He made his managerial debut in 2016 after serving as hitting coach for the Spinners in 2015.

A former infielder selected by Boston in the 2003 June Draft, Iggy spent 7 seasons playing in the Red Sox system from 2003-09 and 4 years in independent leagues from 2010-13.

Suarez's Career Managerial Record

YEAR	CLUB	LEAGUE	W	L	PCT.	DIV.	PLAYOFFS
2016	Lowell	New York-Penn	47	29	.618	1st	lost to Hudson Valley, 2-0 in semi-finals
2017	Lowell	New York-Penn	33	42	.440	4th	
2018	Greenville	South Atlantic	64	75	.460	7th	
2019	Greenville	South Atlantic	56	82	.406	6th	
Career Totals (3 years)			200	228	.467		



Bob Kipper, Pitching Coach

Bob enters his 7th season as Greenville's pitching coach (also 2005-06, '08-09, '18-present). He served in the same capacity for Pawtucket (2015-17) and Portland (2003-04 and 2010-14). In 2009, he joined the Drive's coaching staff on the South Atlantic League All-Star Game roster and was named to the league's year-end All-Star team.

Previously, Kipper served as Boston's bullpen coach in 2002 and as Boston's interim bullpen coach at the end of 2015. He was also a pitching coach in the Red Sox farm system with Augusta from 2000-01 and with Lowell in 1999. He spent 3 years from 1996-98 as the pitching coach for Winnipeg of the independent Northern League after beginning his coaching career with the Evansville Otters of the independent Frontier League in 1995.

Bob and his wife, Kristin, have 2 daughters, Kaylyn (26) and Kendal (22).



Josh Prince, Hitting Coach

Josh enters his 1st season as Greenville's hitting coach after spending the 2019 season as a player/coach for the Sugar Land Skeeters in the independent Atlantic League. Prince was selected by the Milwaukee Brewers in the third round of the 2009 June Draft and reached the major leagues in 2013.



Bobby Stachura, Athletic Trainer

Bobby begins his 2nd season with Greenville as their athletic trainer in 2019 after interning in the Red Sox system in 2017. He previously spent 4 years as an athletic trainer at the University of Rhode Island.

In 2013 he graduated with a B.S. in Athletic Training from Lasell College and he received his M.S. from the University of Rhode Island's Department of Kinesiology in 2015.



Michael Hernandez, Strength and Conditioning Coach

Michael begins his 1st season as strength and conditioning coach for the Greenville Drive and his 1st in the Red Sox system. Prior to joining the organization, he served as a strength and conditioning intern for Harvard University, Fordham University and Boston University. A graduate of the Boston University, he graduated with a B.S. in Health Sciences in 2018.

Greenville Drive, Continued

2019 Batting Statistics

PLAYER	AVG	G	AB	R	H	2B	3B	HR	RBI	SH	SF	HBP	BB	SO	SB	CS
Abreu, Juan Carlos	.219	10	32	6	7	3	0	0	6	2	0	1	3	14	0	1
Arnold, Jecorrah	.300	3	10	0	3	0	0	0	0	0	0	0	1	4	0	0
Batesole, Korby	.200	47	150	15	30	7	0	0	7	1	0	2	4	65	0	5
Brannen, Cole	.204	114	442	49	90	10	3	1	34	5	4	2	44	128	24	8
Campana, Marino	.169	19	71	6	12	1	1	1	6	0	1	0	4	26	1	1
Casas, Triston	.254	118	422	64	107	25	5	19	78	0	6	7	58	116	3	2
Cottam, Kole	.255	76	263	42	67	21	1	6	34	0	1	8	44	78	0	0
Cubillan, Ricardo	.100	3	10	1	1	0	0	0	0	0	0	0	1	3	0	0
Dearden, Tyler	.202	60	208	18	42	7	2	4	21	5	0	3	16	80	0	0
Esplin, Tyler	.253	100	387	52	98	26	3	5	43	1	4	4	40	107	6	3
Granberg, Devin	.286	99	357	57	102	19	5	8	45	0	3	15	45	79	6	4
Hardy, Dylan	.227	19	75	9	17	2	2	2	8	1	0	0	9	23	3	1
Howlett, Brandon	.231	113	390	48	90	23	1	8	35	2	5	12	56	144	1	5
Lozada, Everlous	.228	65	254	36	58	12	1	6	23	4	2	0	24	63	3	4
Marrero, Alan	.201	64	214	23	43	10	0	7	22	0	0	1	31	86	0	1
Miranda, Samuel	.250	9	28	4	7	1	0	1	2	0	0	0	1	8	0	0
Ortega, Jonathan	.172	56	192	12	33	6	1	2	17	5	1	0	16	57	3	2
Pedroia, Dustin	.333	3	9	1	3	1	0	0	0	0	0	0	2	1	0	0
Rangel, Oscar	.167	2	6	0	1	0	0	0	0	0	0	0	0	2	0	0
Suarez, Kervin	.186	60	221	25	41	17	2	2	25	6	2	1	12	80	4	9
Williams, Grant	.265	104	347	36	92	15	6	1	42	4	5	6	31	43	4	8
Wren, Jordan	.239	115	423	47	101	20	5	6	43	0	1	6	39	127	31	6
TOTALS	.232	138	4511	551	1045	226	38	79	491	36	35	68	481	1134	89	60

2019 Pitching Statistics

PITCHER	W-L	ERA	G	GS	CG	SHO	SV	IP	H	R	ER	HR	HB	BB	SO	WP	BK
Aybar, Yoan	1-3	4.88	40	0	0	0	0	51.2	34	31	28	1	3	40	67	11	2
Baker, Robbie	0-1	3.92	12	0	0	0	0	20.2	16	14	9	4	2	4	18	1	0
Batesole, Korby	0-0	0.00	2	0	0	0	0	2.0	2	0	0	0	0	1	0	0	0
Bello, Braylan	5-10	5.43	25	25	0	0	0	117.2	135	77	71	9	9	38	119	5	1
Biondic, Kevin	4-9	4.68	20	14	1	0	1	100	112	60	52	12	17	42	52	7	1
Browning, Logan	4-1	2.04	33	0	0	0	9	57.1	39	17	13	2	5	11	75	0	0
Demchak, Alex	3-1	1.98	22	0	0	0	3	41.0	26	9	9	2	1	14	50	5	0
Fisher, Devon	1-2	6.52	13	0	0	0	1	19.1	17	15	14	4	4	8	19	2	0
Gomez, Rio	2-0	1.09	14	0	0	0	5	24.2	13	4	3	2	1	4	37	3	0
Haworth, Hunter	5-8	4.72	31	10	0	0	2	103	94	60	54	9	9	40	124	16	0
Jackson, Kris	0-1	3.48	4	0	0	0	1	10.1	9	4	4	0	0	3	10	2	0
Machamer, Chris	4-8	6.10	20	20	0	0	0	93.0	118	68	63	12	4	43	55	6	0
Mosqueda, Oddanier	2-2	3.29	27	0	0	0	2	52.0	44	23	19	4	5	21	69	3	0
Nail, Brendan	0-1	3.96	15	0	0	0	0	25.0	21	12	11	3	3	16	37	4	0
Ortega, Jonathan	1-0	0.00	1	0	0	0	0	3.0	3	2	0	0	0	0	0	0	0
Padron-Artiles, Yusniel	0-2	5.25	6	3	0	0	0	24.0	27	14	14	3	0	7	25	0	0
Padron, Angel	2-7	3.40	28	5	0	0	1	76.2	80	44	29	5	5	33	85	9	0
Pantoja, Yorvin	6-3	3.54	36	0	0	0	1	61.0	46	29	24	4	5	30	72	3	2
Requena, Hildemaro	0-0	5.40	2	0	0	0	0	5.0	8	8	3	1	2	1	0	2	0
Santana, Yasel	0-3	6.05	6	6	0	0	0	19.1	25	22	13	4	2	15	14	2	0
Scherff, Alex	5-12	4.83	26	26	0	0	0	123	144	75	66	14	9	53	109	12	0
Shugart, Chase	6-4	2.81	16	16	1	0	0	89.2	89	36	28	4	7	23	73	5	1
Suero, Miguel	0-2	6.97	4	0	0	0	0	10.1	13	8	8	2	0	5	10	0	0
Sutherland, Casey	0-0	0.00	1	0	0	0	0	1.0	1	0	0	0	0	0	2	0	0
Ward, Thad	5-2	1.99	13	13	1	1	0	72.1	51	24	16	2	9	25	87	4	0
TOTALS	56-82	4.11	138	138	3	9	26	1203	1167	656	550	103	102	477	1209	102	7


Player
Development



LOWELL SPINNERS

New York-Penn League - Short-A
LeLacheur Park, 450 Aiken Street, Lowell, MA 01854

Years as Red Sox Affiliate.....1996-present
2019 Finish.....42-34 (1st in Stedler Division)
President/General Manager.....Shawn Smith
Coach.....Aly Gonzalez
Stadium (First Season/Capacity).....Edward LeLacheur Park (1998/5,030)



Luke Montz, Manager

Montz enters his 2nd season at the helm for Lowell after making his managerial debut in 2019, when he led the Spinners to a 1st-place finish in the Stedler Division. He made his coaching debut in 2018 with Double-A Portland. Montz played 13 professional seasons as a catcher, first baseman, and outfielder, reaching the majors with Washington in 2008 and Oakland in 2013 before finishing his playing career with Pawtucket in 2015.

Montz's Career Managerial Record

YEAR	CLUB	LEAGUE	W	L	PCT.	DIV.	PLAYOFFS
2019	Lowell	New York-Penn	42	34	.553	1st	lost to Brooklyn, 1-2 in championship game




Nick Green, Pitching Coach

Nick enters his 3rd season as pitching coach for Lowell and his 6th season with the organization after joining the Red Sox in 2015. The right-handed pitcher played 11 seasons of professional baseball with Angels (2004-08) and Brewers (2009-10) affiliates, as well as stints in the Venezuelan Winter League, the independent league, and a season playing for the EDA Rhinos in Taiwan. A 35th-round draft pick in 2004, he advanced as high as Triple-A, with 2 seasons on the 40-man roster. Nick and his wife, Hilary, reside in Tifton, GA with their twin boys, Taj and Eli, and daughter, Ivy.



Nate Spears, Hitting Coach

Nate begins his 4th season as hitting coach for Lowell after spending 2016 as a coaching assistant with Greenville. He played 12 seasons of professional baseball as an infielder from 2003-14, including 2010-12 in the Red Sox organization. He also played for the Baltimore Orioles, Chicago Cubs, Cleveland Indians, and Philadelphia Phillies organizations, but his lone major league appearances came with the Red Sox from 2011-12. After a 2011 conversation with then Red Sox Manager Terry Francona about becoming a utility player, Nate finished his career playing at all infield positions.



Taylor Boucher, Athletic Trainer

Taylor begins his 2nd season as athletic trainer with the Spinners after interning with the club in 2018. Prior to his time in Lowell, Boucher spent 3 seasons with the University of Miami athletic department and interned in the Pittsburgh Pirates organization in 2017.



Lowell Spinners, Continued

2019 Batting Statistics

Player	AVG	G	AB	R	H	2B	3B	HR	RBI	SH	SF	HBP	BB	SO	SB	CS
Abreu, Juan Carlos	.265	9	34	6	9	0	1	0	3	0	0	0	1	9	0	0
Arnold, Jecorrah	.104	19	48	6	5	1	0	1	5	0	1	2	8	23	1	1
Baldwin, Roldani	.222	3	9	1	2	0	0	0	1	0	1	0	2	2	0	0
Bandy, Luke	.165	34	109	12	18	5	2	0	8	2	0	4	7	49	1	0
Batesole, Korby	.333	1	3	0	1	0	0	0	0	0	0	1	0	2	0	0
Campana, Marino	.217	37	129	20	28	5	1	7	23	0	0	3	8	55	4	1
Cannon, Cameron	.205	42	161	17	33	12	0	3	21	0	0	7	12	37	1	0
Cubillan, Ricardo	.288	27	73	17	21	3	2	0	10	2	2	2	17	11	4	3
Dalton, Wil	.203	37	118	19	24	3	3	2	15	1	1	5	14	43	2	1
Davis, Joe	.281	40	146	18	41	9	0	5	28	0	4	4	6	25	0	0
Decker, Nick	.247	53	170	23	42	10	5	6	25	0	3	1	21	59	4	5
Diaz, Jonathan	.243	29	103	15	25	8	3	1	7	0	0	1	9	32	2	1
Erro, Alex	.277	43	141	16	39	5	0	0	17	1	2	1	9	18	1	1
Flores, Antoni	.193	55	181	14	35	4	1	0	12	0	1	1	25	59	1	3
Groshans, Jaxx	.216	44	148	15	32	5	1	4	23	0	4	0	23	34	1	1
Hardy, Dylan	.200	3	10	1	2	0	0	0	0	0	0	0	0	3	1	0
Jimenez, Gilberto	.359	59	234	35	84	11	3	3	19	1	3	2	13	38	14	6
LeGrant, Xavier	.281	17	57	12	16	22	1	1	5	3	0	1	0	0	0	1
Lugo, Matthew	.250	2	8	0	2	0	0	0	1	0	0	0	0	2	0	0
Marrero, Elih	.213	20	75	8	16	6	1	0	15	0	2	1	7	14	1	0
Miranda, Samuel	.053	7	19	2	1	1	0	0	0	0	0	2	0	8	0	0
Northcut, Nicholas	.211	54	194	20	41	10	2	1	22	1	1	1	20	60	1	1
Pearce, Steve	.167	2	6	1	1	1	0	0	1	0	1	0	0	3	0	0
Petit, Keibert	1.000	2	1	0	1	0	0	0	0	0	0	0	0	0	0	0
Rafaela, Ceddanne	.182	3	11	0	2	0	0	0	1	0	1	0	0	3	0	0
Scott, Stephen	.248	39	125	21	31	10	0	3	12	0	2	1	23	40	3	
Suarez, Kevin	.232	34	112	17	26	4	5	1	11	6	0	3	9	43	7	5
TOTALS	.238	76	2425	316	578	114	31	38	285	14	29	43	237	692	49	30

2019 Pitching Statistics

PITCHER	W-L	ERA	G	GS	CG	SHO	SV	IP	H	R	ER	HR	HB	BB	SO	WP	BK
Baker, Robbie	0-0	4.26	8	0	0	0	0	12.2	14	10	6	1	1	5	15	4	0
Bell, Brock	0-1	0.00	1	1	0	0	0	1.2	3	2	0	0	0	2	1	0	0
Bleich, Jeremy	1-0	0.71	9	0	0	0	0	12.2	8	2	1	0	2	6	16	0	0
Cellucci, Brendan	1-0	5.25	8	0	0	0	0	12.0	14	7	7	1	1	7	17	4	0
Cosart, Jake	0-0	0.00	1	0	0	0	0	0.1	0	0	0	0	0	2	0	0	0
De La Rosa, Osvaldo	5-1	1.75	17	0	0	0	3	25.2	16	5	5	2	2	12	27	7	0
Fernandez, Ryan	4-1	2.49	17	1	0	0	4	43.1	30	15	12	2	0	11	38	1	0
Gomez, Anyelo	0-0	1.17	5	0	0	0	0	7.2	2	1	1	0	3	1	3	0	0
Groome, Jay	0-0	4.50	1	1	0	0	0	2.0	3	1	1	0	0	1	3	1	0
Jackson, Kris	2-3	1.32	22	0	0	0	9	27.1	16	6	4	1	3	9	27	3	0
Jimenez, Eddie	1-0	0.00	1	0	0	0	0	1.1	0	0	0	0	0	1	0	0	1
Larez, Jose	1-1	9.28	10	0	0	0	0	10.2	14	15	11	1	5	5	6	8	0
Lenik, Kevin	0-0	0.00	1	0	0	0	0	1.0	0	0	0	0	0	0	3	0	0
Leyer, Robinson	0-1	18.00	3	0	0	0	0	3.0	4	6	6	0	0	2	3	4	0
Lucas, Bryan	5-6	5.47	13	10	0	0	0	54.1	66	43	33	4	3	19	44	6	0
Martinez, Joan	0-0	6.75	2	0	0	0	0	2.2	0	2	2	0	0	3	4	0	0
Mejia, Jenry	0-1	4.26	6	0	0	0	1	6.1	7	3	3	1	0	1	8	1	0
Murphy, Chris	0-1	1.08	10	10	0	0	0	33.1	23	6	4	1	3	7	34	2	1
Nail, Brendan	0-0	1.23	8	0	0	0	4	14.2	6	4	2	0	1	6	27	1	0
Padron-Artiles, Yusniel	7-1	2.67	13	9	0	0	0	64.0	55	22	19	6	2	14	84	0	2
Ramirez, Aldo	2-3	3.94	14	13	0	0	0	61.2	59	31	27	5	3	16	63	7	0
Requena, Hildemaro	4-1	3.15	14	1	0	0	0	34.1	33	21	12	4	4	12	21	1	2
Rodriguez, Jorge	1-0	3.86	1	0	0	0	0	4.2	4	2	2	0	1	0	4	1	0
Sanchez, Kelvin	3-4	4.70	13	5	0	0	0	44.0	38	26	23	4	0	36	38	7	2
Santana, Yasel	3-4	3.47	15	5	0	0	0	57.0	58	27	22	3	3	28	57	4	2
Scroggins, Cody	0-0	7.30	9	0	0	0	0	12.1	8	11	10	1	2	10	15	5	0
Song, Noah	0-0	1.06	7	7	0	0	0	17.0	10	2	2	0	0	5	19	2	0
Spacke, Dylan	0-0	3.86	7	0	0	0	1	11.2	10	5	5	1	1	3	16	1	0
Suero, Miguel	2-3	2.86	15	0	0	0	1	44.0	39	18	14	6	4	16	36	3	1
Velázquez, Hector	0-0	0.00	1	1	0	0	0	1.0	1	0	0	0	0	0	2	0	0
Windle, Tom	0-0	0.00	2	0	0	0	0	2.0	1	0	0	0	0	0	2	1	0
Zeferjahn, Ryan	0-2	4.50	12	12	0	0	0	22.0	24	12	11	2	3	12	31	2	0
TOTALS	42-34	3.40	76	76	0	4	23	648.1	566	305	245	46	47	252	664	76	11

Player Development



GULF COAST LEAGUE RED SOX

Gulf Coast League - Rookie

JetBlue Park, 1500 Fenway South Drive, Fort Myers, FL 33913

Years as Red Sox Affiliate.....	1989-present
2019 Finish.....	27-25 (3rd in South Division, 10.5 GB)
Minor League Equipment and Clubhouse Manager.....	Mike Stelmach
Minor League Video/Florida Baseball Operations Coordinator.....	Patrick McLaughlin
Coach.....	Michael Montville
Stadium (First Season/Capacity).....	JetBlue Park (2012 / 9,500)

Tom Kotchman, Manager



Tom enters his 7th season as manager for the GCL Red Sox after serving as a coach for the team in 2013. Inducted into Florida Diamond Club Scouts Hall of Fame in 2019, he will also continue his work as a scout, serving as a crosschecker for the state of Florida.


He led the GCL team to back-to-back championship titles in 2014 and 2015. Named the 2017 *Baseball America* Tony Gwynn Award winner, this is his 2nd stint with the organization, having previously managed at the Single-A level in Winter Haven from 1982-83. Tom earned GCL Manager of the Year honors in 2014 and was also the 2014 East Coast Scout of the Year by the Baseball Scout of the Year Program. Prior to coaching, Kotchman played 2 professional seasons in the Cincinnati system (1977-78).

Tom and his wife, Susan, have 2 children, Casey and Christal. Casey, a former 1st baseman, spent part of the 2009 season with Boston.

Kotchman's Career Managerial Record

YEAR	CLUB	LEAGUE	W	L	PCT.	DIV.	PLAYOFFS
1979	Auburn	New York-Penn (A)	22	45	.328	(5th)	
1980	Bristol	Appalachian (R)	36	33	.522	(2nd)	
1981	Macon	South Atlantic (A)	62	79	.440	(3rd/5th)	lost to Modesto, 2-1 in semi-finals
1982	Winter Haven	Florida State (A)	59	74	.444	(5th/5th)	
1983	Winter Haven	Florida State (A)	49	84	.368	(5th/5th)	lost to Visalia, 3-1 in semi-finals
1984	Redwood	California (A)	91	48	.655	(2nd/1st)	
1985	Redwood	California (A)	70	76	.479	(4th/2nd)	
1986	Palm Springs	California (A)	87	55	.613	(1st/2nd)	
1987	Edmonton	Pacific Coast (AAA)	69	74	.483	(4th/4th)	
1988	Edmonton	Pacific Coast (AAA)	61	80	.433	(5th/4th)	
1989	Edmonton	Pacific Coast (AAA)	65	76	.461	(4th/4th)	
1990	Boise	Northwest (A)	53	23	.697	(1st)	lost to Spokane, 2-1 in finals
1991	Boise	Northwest (A)	50	26	.658	(1st)	def. Yakima, 2-0 in finals
1992	Boise	Northwest (A)	40	36	.526	(2nd)	
1993	Boise	Northwest (A)	41	35	.539	(1st)	def. Bellingham, 2-1 in finals
1994	Boise	Northwest (A)	44	32	.579	(1st)	def. Yakima, 2-1 in finals
1995	Boise	Northwest (A)	48	27	.640	(1st)	def. Bellingham, 2-1 in finals
1996	Boise	Northwest (A)	43	33	.566	(2nd)	
1997	Boise	Northwest (A)	51	25	.671	(1st)	lost to Portland, 3-2 in finals
1998	Boise	Northwest (A)	47	29	.618	(T-1st)	def. Spokane in 1-game playoff; lost to Salem-Keizer, 2-0 in finals
1999	Boise	Northwest (A)	43	33	.566	(2nd)	
2000	Boise	Northwest (A)	41	35	.539	(T-1st)	
2001	Provo	Pioneer (R)	53	23	.697	(1st/1st)	def. Casper, 2-0 in semi-finals; lost to Billings, 2-0 in finals
2002	Provo	Pioneer (R)	38	38	.500	(1st/2nd)	def. Ogden, 2-1 in semi-finals; lost to Great Falls, 2-1 in finals
2003	Provo	Pioneer (R)	54	22	.711	(1st/1st)	def. Ogden, 2-1 in semi-finals; lost to Billings, 2-0 in finals
2004	Provo	Pioneer (R)	44	32	.579	(1st/1st)	def. Idaho Falls, 2-1 in semi-finals; def. Billings, 2-0 in finals
2005	Orem	Pioneer (R)	38	38	.500	(2nd/1st)	def. Ogden, 2-1 in semi-finals; def. Helena 2-0 in finals
2006	Orem	Pioneer (R)	45	31	.592	(1st/1st)	lost to Idaho Falls, 2-0 in semi-finals
2007	Orem	Pioneer (R)	37	39	.487	(3rd/2nd)	def. Idaho Falls, 2-0 in semi-finals; def. Great Falls, 2-0 in finals
2008	Orem	Pioneer (R)	52	23	.693	(1st/1st)	def. Ogden, 2-1 in semi-finals; lost to Great Falls, 2-1 in finals
2009	Orem	Pioneer (R)	51	25	.671	(3rd/1st)	def. Ogden, 2-0 in semi-finals; def. Missoula, 2-1 in finals
2010	Orem	Pioneer (R)	39	36	.520	(2nd/2nd)	lost to Ogden, 2-1 in semi-finals
2011	Orem	Pioneer (R)	46	30	.605	(1st/1st)	lost to Ogden, 2-1 in semi-finals
2012	Orem	Pioneer (R)	35	41	.461	(3rd/3rd)	
2014	Red Sox	Gulf Coast (R)	36	24	.600	(1st)	def. GCL Cardinals, 1-0 in semi-finals; def. GCL Yankees, 2-1 in finals
2015	Red Sox	Gulf Coast (R)	41	17	.707	(1st)	def. GCL Cardinals, 1-0 in semi-finals; def. GCL Jays, 2-0 in finals
2016	Red Sox	Gulf Coast (R)	33	28	.569	(1st)	lost to GCL Cardinals, 1-0 in semi-finals
2017	Red Sox	Gulf Coast (R)	27	31	.466	(4th)	
2018	Red Sox	Gulf Coast (R)	33	22	.600	(1st)	lost to GCL Tigers, 2-3 in semi-finals
2019	Red Sox	Gulf Coast (R)	27	25	.519	(3rd)	
Career Totals (40 years)			1,901	1,583	.546		

Gulf Coast League Red Sox, Continued



Miguel Bonilla, Pitching Coach

Miguel begins his 2nd season in the Red Sox organization as a pitching coach for the GCL Red Sox. He began his full-time coaching career in 1997 in the Pirates organization. The former minor league pitcher spent 22 seasons from 1997-2018 with the Pirates, Yankees, and Marlins organizations. He resides in Venice, FL with his wife, Ivonne, and their daughter, Katherine (8), and son, Adonis (24).



Dick Such, Pitching Coach

Dick enters his 12th season as a pitching coach in the Red Sox farm system and his 8th for the GCL Red Sox after serving in the same capacity with Greenville (2011-12) and Salem (2009-10). He previously served as a pitching coach in the independent Atlantic League for 3 seasons.

The North Carolina native worked as a pitching coach for the Minnesota Twins for 17 years from 1985-2001, including two World Championship years in 1987 and 1991, and for the Texas Rangers from 1983-85. As a right-handed pitcher, he made 21 appearances for Manager Ted Williams and the Washington Senators in 1970, his only season at the major league level.

A graduate of Elon University, Dick also served in the National Guard for 6 years during his playing career and was honorably discharged from service.

Dick resides in Sanford, NC with his wife, Pamela Geisinger Such.



Junior Zamora, Hitting Coach

Junior begins his 6th season as hitting coach for the GCL Red Sox after 7 seasons as bench coach for the DSL Red Sox. He made his professional coaching debut with the DSL Red Sox in 2008 following a 13-year minor league career in the Mets, Angels, and Astros systems.

The former 3rd baseman signed with the Mets as a non-drafted free agent on 9/30/93 and advanced as high as Triple-A, appearing in 6 games for the Angels' Salt Lake affiliate in 2001. He spent his last professional season with the New Haven County Cutters of the independent Can-Am League in 2007 and posted a .255 (794-for-3,111) lifetime average with 87 homers and 445 RBI.



Angel Berroa, Coach

Angel begins his 4th season as a coach on the GCL Red Sox staff in 2017. Born in Santo Domingo, Dominican Republic, he played 9 major league seasons with the Royals (2001-07), Dodgers (2008), Yankees (2009), and Mets (2009).



Mickey Jiang, Coach

Mickey enters his 4th season as a coach for the GCL Red Sox (also 2012, '18-19) after serving in the same capacity for the Portland Sea Dogs in 2016 and 2017. The 2020 season marks his 14th with the Red Sox organization, where he has held a number of different roles, including work as a consultant with International Scouting (2007-12). He has been coaching in the Red Sox minor league system since 2009.

A native of Taiwan, Mickey received his B.A. in International Trade from Tung-Hai University in Taichung, Taiwan.

Mickey and his wife, Wendy, reside in Fremont, CA.

Joel Harris, Athletic Trainer - See Page 391



Richard De Luna, Strength and Conditioning Coach

Richard begins his 1st season as strength and conditioning coach for the GCL Red Sox after 2 seasons in the same capacity for the Greenville Drive. Prior to joining the Red Sox organization in 2018, he served in the United States Marine Corps from 2012-2017, and was also one of their strength and conditioning coaches during that time. A graduate of the University of Texas at San Antonio, he worked at the Olympic Training Center in Colorado Springs, CO in 2017.

Gulf Coast League Red Sox, Continued

2019 Batting Statistics

PLAYER	AVG	G	AB	R	H	2B	3B	HR	RBI	SH	SF	HP	BB	SO	SB	CS
Andrade, Fabian	.206	27	63	8	13	0	0	0	4	1	0	4	7	9	1	0
Bakst, Daniel	.306	27	98	14	30	8	4	0	15	0	2	1	15	19	0	0
Baldwin, Roldani	.429	5	14	2	6	0	0	1	3	0	0	0	2	4	0	0
Ball, Trey	.143	5	14	1	2	1	0	0	6	0	2	0	4	4	0	0
Cannon, Cameorn	.111	3	9	0	1	0	0	0	0	0	0	1	0	5	0	0
Colon, Andre	.155	24	71	10	11	2	0	0	5	2	1	3	9	15	4	1
D'Alessandro, Dominic	.292	39	130	18	38	5	1	3	20	0	0	2	27	36	0	0
Diaz, Danny	.210	26	105	15	22	11	0	1	12	0	1	2	5	30	0	0
Herbert, Jacob	.143	21	56	4	8	0	0	0	4	0	0	3	5	25	0	0
Joseph, Tommy	.286	2	7	3	2	1	0	1	2	0	0	0	0	0	0	0
Kemp, Trenton	.100	6	10	0	1	1	0	0	2	0	2	1	4	6	1	0
Licona, Breiner	.186	15	43	5	8	1	0	1	1	1	0	0	8	19	0	0
Lugo, Matthew	.257	39	136	19	35	5	1	1	12	2	1	3	15	36	3	0
Maita, Angel	.207	41	135	18	28	6	1	0	7	2	0	3	22	42	8	4
Miller, Dean	.289	37	128	20	37	10	3	4	24	1	1	2	15	40	1	0
Monge, Joseph	.105	7	19	2	2	0	0	0	0	0	0	1	2	5	0	0
Paulino, Leon	.153	25	72	8	11	4	0	0	4	0	0	1	11	36	1	1
Perez, Brandon	.277	34	119	16	33	5	0	1	20	0	0	2	13	35	2	2
Petit, Keibert	.250	2	4	2	1	0	0	0	0	0	0	0	0	0	0	0
Rafaela, Ceddanne	.248	41	153	30	38	1	4	6	17	3	1	5	14	28	9	2
Ramsey, Caleb	.180	17	50	5	9	2	0	0	6	0	1	1	9	24	3	0
Rangel, Oscar	.295	21	61	8	18	4	1	0	16	0	1	2	11	15	1	0
Rei, Austin	.286	7	14	7	4	1	0	0	4	0	0	2	8	5	0	0
Rijo, Nilo	.214	27	56	10	12	3	0	0	6	0	0	4	14	24	3	4
Rodriguez, Kleiber	.250	13	28	2	7	2	0	0	9	0	0	1	4	11	0	0
Simas, Karson	.211	11	38	2	8	0	0	0	4	0	0	2	4	8	0	0
TOTALS	.236	52	1633	229	385	73	15	19	203	12	13	46	228	481	37	14

2019 Pitching Statistics

PITCHER	W-L	ERA	G	GS	CG	SHO	SV	IP	H	R	ER	HR	HB	BB	SO	WP	BK
Bell, Brock	0-1	2.77	8	8	0	0	0	13.0	10	4	4	0	2	4	11	0	0
Blalock, Bradley	0-2	6.75	4	3	0	0	0	6.2	5	6	5	0	0	4	4	4	0
Cepeda, Felix	2-4	6.16	10	8	0	0	0	38	39	30	26	4	1	20	29	2	0
Duke, Mason	2-1	2.82	13	0	0	0	0	22.1	25	8	7	1	0	5	17	3	0
Fisher, Devon	1-0	0.00	3	0	0	0	0	4.0	6	0	0	0	0	0	6	0	0
Gomez, Anyelo	0-0	7.36	3	0	0	0	0	3.2	3	4	3	1	2	5	6	0	0
Groome, Jay	0-0	0.00	2	2	0	0	0	2.0	2	0	0	0	0	0	3	0	0
Guedez, Yoelvis	2-1	1.60	14	0	0	0	3	33.2	25	6	6	0	0	5	36	3	0
Harrington, Reed	0-0	4.91	4	0	0	0	0	3.2	4	2	2	0	0	2	4	0	0
Jimenez, Eddie	1-0	2.89	14	0	0	0	0	18.2	18	6	6	1	2	7	23	2	0
Jimenez, Richardson	1-1	6.75	2	0	0	0	0	4.0	4	4	3	0	2	1	6	0	0
Larez, Jose	1-0	3.72	7	0	0	0	0	9.2	8	4	4	0	1	7	8	2	0
LoBrutto, Dominic	0-0	0.00	2	1	0	0	0	2.2	1	0	0	0	1	0	4	0	0
Loubier, Blake	0-1	5.54	6	6	0	0	0	13.0	14	8	8	1	1	7	15	3	0
Martinez, Alexander	0-0	3.00	2	0	0	0	0	3.0	2	1	1	0	0	1	1	0	0
Montero, Alexander	0-2	5.75	10	5	0	0	0	20.1	25	17	13	1	3	12	22	2	1
Perry, Aaron	0-2	3.00	9	5	0	0	0	21.0	11	9	7	0	2	19	18	2	0
Reyes, Gregorio	3-2	3.05	11	8	0	0	0	41.1	39	20	14	4	0	6	36	1	0
Rodriguez, Jorge	6-2	1.91	11	6	0	0	0	47.0	35	13	10	2	1	9	58	2	0
Roedahl, Devon	0-2	4.09	16	0	0	0	3	22.0	20	11	10	2	0	5	27	4	0
Schneider, Zach	1-2	2.28	17	0	0	0	4	23.2	20	9	6	1	3	4	33	1	0
Spacke, Dylan	2-1	3.10	12	0	0	0	0	20.1	20	10	7	0	1	3	23	3	0
Sutherland, Casey	1-0	0.66	11	0	0	0	1	27.1	17	2	2	1	0	1	26	1	0
Walter, Brandon	4-1	2.70	13	0	0	0	0	33.1	26	11	10	2	4	8	39	7	1
TOTALS	27-25	3.19	52	52	0	8	11	434.1	379	185	154	21	26	135	455	42	2



DOMINICAN SUMMER LEAGUE RED SOX

Dominican Summer League - Rookie
carr. Mella KM 23.5, El Toro, DR

Years as Red Sox Affiliate.....	1989-present
2019 Finish.....	DSL Red Sox 1, 38-33, (4th in Northwest Division, 3.5 GB)
	DSL Red Sox 2, 31-39 (6th in North Division, 24.0 GB)
Ambassador.....	Jesus Alou
Assistant Director, Dominican Academy.....	Javier Hernandez
Assistants, Dominican Academy.....	Alberto Mejia/Martin Rodriguez

Jesus Alou, Ambassador



Jesus enters his 2nd season as an Ambassador for the International Department after serving as Special Assistant to the International Department in 2018. He previously served as the Director of Boston's Dominican Academy from 2002-17. He has been involved in baseball as a player, coach, and scout for over 60 years.

Originally signed by San Francisco as a pitcher in 1958, Alou transitioned to the outfield the following year and played 15 seasons in the majors with the Giants (1963-68), Astros (1969-73, 78-79), Athletics (1973-74), and Mets (1975). He played with his brothers, Felipe and Matty, on the Giants from 1963-65, and on 9/15/63 they became the only 3 siblings ever to play the outfield together in a big league game. He won 2 World Championships with the A's in 1973 and 1974.

Ozzie Chavez, Manager, DSL Red Sox



Ozzie enters his 2nd season at the helm for the DSL Red Sox after making his managerial debut in 2019. He previously spent 3 seasons as hitting coach with the DSL Red Sox (also 2015-16) and served as a coach with the Lowell Spinners in 2017.

A former infielder, he spent his minor league career with the Milwaukee Brewers (2001-08, '13), Philadelphia Phillies (2009-11), and Chicago White Sox (2011) organizations.

Sandy Madera, Manager, DSL Red Sox



Sandy begins his 2nd season as manager for the DSL Red Sox in 2019. A native of Santo Domingo, Dominican Republic, he played 18 seasons of professional baseball between affiliated minor leagues, independent leagues, and the Mexican League. Primarily a first baseman and catcher, he began his career in the A's system (2000-02) before spending time with the Yankees (2003-04), Rockies (2004), Orioles (2006-07), and Red Sox (2008-09), reaching as high as Triple-A Pawtucket with Boston. He spent 2009 with Newark of the independent Atlantic League before beginning a 7-year Mexican League career, earning league MVP honors in 2014 with Puebla by hitting .403 with 26 HR and a 1.173 OPS, and a mid-season All-Star nod in his final campaign in 2017 with Tabasco.

Oscar Lira, Pitching Coach



Oscar enters his 9th season as pitching coach for the Dominican Summer League Red Sox after serving as the club's assistant pitching coach in 2011.

Oscar was signed by the Montreal Expos in 2001 and compiled an 8-19 record with a 4.62 ERA in 97 career minor league games (28 starts) over 6 seasons in the Montreal/Washington organization from 2001-06. He also pitched professionally in Italy, Venezuela, and Curacao.

Humberto Sanchez, Pitching Coach



Humberto begins his 3rd season as pitching coach for the DSL Red Sox after beginning with the organization in 2018. He pitched professionally from 2002-12, reaching the majors with the Yankees in 2008. The Dominican-born right-hander was drafted by Detroit in 2001.

Carlos Adolfo, Hitting Coach



Carlos enters his 5th season as hitting coach with the Dominican Summer League Red Sox. A former minor league outfielder, he played in the Montreal Expos organization from 1994-99, reaching Triple-A with the Ottawa Lynx in 1998 and 1999, followed by 6 seasons in the independent leagues from 2002-07.

Player Development

Dominican Summer League Red Sox, Continued



Eider Torres, Hitting Coach

Eider begins his 2nd season as hitting coach with the DSL Red Sox in 2020. A native of Venezuela, Torres played nine minor league seasons with Cleveland (2002-06), Baltimore (2007-08), the Chicago White Sox (2009), and Colorado (2010).



Guillermo Hinojosa, Athletic Trainer

Guillermo returns for his 11th season as athletic trainer for the Red Sox' DSL squad. He served as an athletic trainer with Caracas of the Venezuelan Baseball League from 2008-09 and has worked with national amateur teams in Venezuela since 2000.


Born in Los Teques, Venezuela, Hinojosa attended Instituto Pedagógico de Caracas with a specialization in physical education and sport and completed studies in the prevention and treatment of sports injuries in 2015 at CAECE University.



Antonio Diaz, Strength and Conditioning Coach

Antonio enters his 25th consecutive season in the Red Sox organization, his 12th as strength and conditioning coach for the club's Dominican Summer League affiliate. He served the previous 12 years as athletic trainer for all Red Sox Dominican Summer and assorted Winter League clubs.

The Dominican resident annually attends spring training to assist with the medical needs for the Red Sox Latin program.




Mario Anguizola
Coaching Assistant/
Strength and
Conditioning Coach



Danny Gutierrez
Coaching Assistant/
Strength and
Conditioning Coach



Javier Hernandez
Assistant Director,
Dominican Academy



Juan Hernandez
Coach



Alberto Mejia
Assistant,
Latin American
Operations



Martin Rodriguez
Assistant,
Dominican Academy



Claudio Sanchez
Coach



Carlos Vallejo
Coach



Leonel Vasquez
Coach

Not Pictured:
Jharvyn Velasquez,
Athletic Trainer

Dominican Summer League Red Sox, Continued

2019 Batting Statistics (Dominican Summer League Red Sox 1)

PLAYER	AVG	G	AB	R	H	2B	3B	HR	RBI	SH	SF	HP	BB	SO	SB	CS
Abreu, Nelfy	.240	60	200	30	48	3	2	1	23	2	1	1	28	45	17	4
Alvarez, Alixandri	.216	48	153	33	33	2	1	0	23	1	4	5	28	31	11	3
Astacio, Frank	.200	17	55	10	11	1	0	0	5	0	2	1	5	11	3	1
Belen, Darel	.281	64	242	51	68	11	5	5	39	0	3	7	29	53	14	5
Blanco, Royman	.000	1	0	0	0	0	0	0	0	0	0	0	0	0	0	0
Bonaci, Brainer	.279	61	229	34	64	14	2	3	37	0	3	6	23	40	18	10
Contreras, Imanol	.171	31	82	11	14	3	0	0	6	0	1	3	7	28	3	1
Feliz, Albert	.250	66	236	29	59	15	0	9	47	0	4	3	23	76	3	3
Flores, Erick	.253	35	99	15	25	5	0	0	11	0	0	2	16	15	2	2
Lopez, Eduardo	.255	60	212	39	54	7	8	0	25	0	1	2	38	38	18	7
Mejicano, Yorberto	.274	29	73	11	20	1	1	0	14	0	2	0	12	13	5	0
Muñoz, Nixon	.000	1	0	0	0	0	0	0	0	0	0	0	0	0	0	0
Paulino, Eddinson	.287	35	108	17	31	2	4	0	10	1	0	1	18	23	2	6
Pena, Andy	.333	7	18	1	6	0	0	0	1	0	0	0	2	3	0	3
Pinales, Isaac	.000	1	0	0	0	0	0	0	0	0	0	0	0	0	0	0
Rincones, Brandon	.264	28	72	12	19	1	1	0	7	4	0	3	9	5	2	3
Rojas, Miguel	.240	18	50	9	12	3	1	0	6	0	1	0	7	5	1	0
Sanchez, Carlos	.233	32	86	8	20	4	0	2	9	0	0	5	5	21	3	1
Tineo, Cristofe	.000	1	0	0	0	0	0	0	0	0	0	0	0	0	0	0
Vargas, Wilker	.329	28	82	20	27	4	0	0	7	0	0	2	17	16	7	1
Vaughan, Eduardo	.268	57	209	31	56	11	0	2	21	1	1	5	17	41	4	3
Zapete, Alex	.262	47	187	23	49	7	0	0	20	1	2	3	8	19	8	5
TOTALS	.257	71	2393	384	616	94	25	22	311	10	25	49	292	483	121	58

2019 Pitching Statistics (Dominican Summer League Red Sox 1)

PITCHER	W-L	ERA	G	GS	CG	SHO	SV	IP	H	R	ER	HR	HB	BB	SO	WP	BK
Bastardo, Angel	3-1	3.71	12	12	0	0	0	51.0	39	24	21	1	3	12	37	7	1
Blanco, Royman	4-1	3.12	16	0	0	0	0	34.2	38	14	12	0	2	12	21	8	0
Castellanos, Moises	1-1	3.28	9	2	0	0	0	24.2	14	10	9	0	2	13	22	2	0
Gonzalez, Wilkelman	0-3	3.30	14	14	0	0	0	46.1	34	22	17	3	3	24	44	6	0
Hernandez, Adrian	0-1	1.09	12	1	0	0	0	33.0	19	7	4	1	2	14	22	5	0
Jackson, Gabriel	4-3	3.49	14	14	0	0	0	59.1	58	32	23	0	5	27	38	6	1
Jimenez, Richardson	1-0	5.23	4	0	0	0	0	10.1	7	11	6	0	1	14	15	4	1
Martinez, Johan	0-1	4.57	16	0	0	0	0	21.2	12	12	11	0	3	25	28	7	0
Montero, Robinson	4-1	3.53	17	0	0	0	1	43.1	33	20	17	0	6	13	35	7	1
Muñoz, Nixon	5-2	2.40	14	8	0	0	0	60.0	56	19	16	1	4	5	62	4	0
Ochoa, Claudio	1-5	5.91	14	12	0	0	0	42.2	47	34	28	1	8	38	40	15	0
Ozoria, Isaias	1-3	4.03	19	0	0	0	7	22.1	17	12	10	0	0	13	25	4	0
Pinales, Isaac	4-3	3.74	22	0	0	0	6	33.2	25	16	14	1	1	9	29	3	0
Pineda, Beiker	2-0	1.47	12	3	0	0	0	30.2	28	9	5	0	2	8	28	1	1
Rosillo, Jesus	5-1	3.02	16	0	0	0	2	41.2	29	17	14	1	10	30	42	10	0
Tineo, Cristofe	1-2	3.20	17	0	0	0	0	25.1	21	13	9	1	5	26	27	9	1
Valera, Michael	0-2	0.00	2	0	0	0	0	2.0	1	0	0	0	1	2	3	0	1
Velez, Carlos	2-5	4.50	13	5	0	0	1	44.0	35	25	22	1	5	31	48	9	0
TOTALS	38-33	3.42	71	71	0	8	17	626.2	513	297	238	11	63	316	566	8	0

Dominican Summer League Red Sox, Continued

2019 Batting Statistics (Dominican Summer League Red Sox 2)

PLAYER	AVG	G	AB	R	H	2B	3B	HR	RBI	SH	SF	HP	BB	SO	SB	CS
Astacio, Frank	.313	18	64	6	20	0	2	1	13	2	1	0	4	8	3	2
Barajas, Moises	.221	50	136	22	30	6	3	0	13	3	1	10	18	40	2	4
Custodio, Gregori	.210	32	105	14	22	6	0	1	16	0	2	0	13	29	2	1
Daza, Denny	.216	44	153	26	33	7	0	0	7	0	3	3	16	33	1	1
Diaz, Danny	.316	12	38	3	12	4	0	1	2	0	0	3	2	7	1	0
Gari, Andres	.207	34	111	12	23	5	0	0	11	0	3	4	11	26	2	0
Gonzalez, Bryan	.251	67	255	43	64	12	4	9	41	0	2	6	30	77	7	3
James, Axel	.295	48	173	23	51	5	4	2	15	1	1	1	16	42	6	5
Jimenez, Leonel	.231	5	13	4	3	0	0	0	0	0	0	3	3	3	0	0
Maita, Jesus	.182	18	44	3	8	2	2	0	6	0	0	0	4	10	1	0
Marcano, Naysbel	.257	49	175	22	45	11	1	2	28	0	2	4	13	46	1	1
Morales, Henry	.211	23	57	7	12	7	0	0	8	0	0	2	13	14	0	0
Mota, Luis	.267	52	165	29	44	2	0	0	11	0	0	5	38	52	5	6
Navas, Jose	.293	28	99	15	29	9	0	2	23	0	1	2	8	21	0	0
Perez, Wilmer	.172	45	151	16	26	3	2	0	14	1	1	0	23	39	1	1
Prado, Elio	.301	34	123	27	37	5	0	3	26	2	2	2	20	21	9	5
Rojas, Juan	.074	15	27	4	2	1	0	0	4	0	2	3	11	16	1	1
Romero, Noelberth	.268	30	112	14	30	3	1	2	14	1	0	1	11	21	2	1
Santana, Giancarlo	.192	50	167	23	32	4	0	0	14	1	0	5	27	46	8	3
Santos, Angeudis	.184	56	174	30	32	2	2	0	13	1	1	2	55	57	15	4
TOTALS	.237	71	2342	343	555	94	21	23	279	12	22	56	336	608	67	38

2019 Pitching Statistics (Dominican Summer League Red Sox 2)

PITCHER	W-L	ERA	G	GS	CG	SHO	SV	IP	H	R	ER	HR	HB	BB	SO	WP	BK
Acosta, Armando	2-0	9.45	11	0	0	0	1	13.1	15	16	14	2	1	16	15	4	0
Diaz, Efen	3-3	3.89	16	1	0	0	2	39.1	36	28	17	2	6	22	38	4	0
Encarnacion, Juan Daniel	0-5	3.86	14	14	0	0	0	56.0	52	29	24	1	7	24	49	3	1
Gomez, Felix	0-0	4.88	15	0	0	0	1	24.0	17	17	13	0	5	25	20	14	0
Gregorio, Faysel	3-3	6.98	14	3	0	0	1	38.2	41	39	30	3	6	27	31	5	3
Maita, Jesus	0-1	4.15	3	0	0	0	0	4.1	3	3	2	0	0	3	6	0	0
Ortiz, Emerson	4-1	4.88	17	0	0	0	5	27.2	29	19	15	2	5	12	30	3	0
Ortuno, Andres	2-3	5.01	14	9	0	0	1	46.2	48	34	26	1	8	28	32	9	0
Parra, Robinson	4-1	1.91	19	0	0	3	37.2	30	14	8	1	9	23	30	8	0	0
Perez, Railin	1-1	3.60	13	6	0	0	0	50.0	41	26	20	2	9	19	44	7	2
Ramirez, Jose	2-3	3.03	17	1	0	0	1	32.2	20	21	11	1	8	38	21	5	1
Reyes, Carlos	0-4	5.68	13	7	0	0	0	38.0	29	26	24	1	8	34	36	18	2
Sanchez, Frailyn	2-6	4.50	13	13	0	0	0	54.0	49	32	27	6	4	20	37	4	0
Segovia, Gregori	3-0	2.78	18	0	0	0	0	35.2	36	12	11	2	2	10	39	4	0
Sena, Reidis	1-6	4.05	10	10	0	0	0	40.0	35	22	18	2	4	13	32	8	0
Talavera, Luis	4-2	4.42	14	7	0	0	1	57.0	62	34	28	1	7	31	40	8	0
Villarreal, Irvin	0-0	4.41	7	0	0	0	0	16.1	25	11	8	2	2	2	10	2	0
TOTALS	31-39	4.36	71	71	0	1	16	611.1	568	383	296	29	91	347	510	106	9

2020 Minor League Players (As of 2/20/20)

ALLIE, Stetson Thomas

RHP

HT: 6-2; **WT:** 245; **BATS:** Right; **THROWS:** Right; **BORN:** 3/13/1991 in Orlando, FL; **RESIDES:** Wilmington, NC; **SIGNED BY:** Brian Tracy (Pirates); **ACQUIRED:** Signed as a minor league free agent, 2/3/2020.

CAREER: Began his career as a pitcher, transitioned to a full-time position player during the 2012 season, and returned to pitching midway through the 2017 season, his 1st in the LAD organization...Has made 218 starts at 1B, 215 in the OF, and 9 at 3B...Has held RHH to a .180 AVG (51-for-283)...Originally selected by PIT in the 2nd round of the 2010 June Draft...Played in the Pirates organization from 2011-16 and in the Dodgers system from 2017-19...In 2013, was named a South Atlantic League mid-season All-Star and was a 2-time SAL Player of the Week (4/15 and 5/27)...**2019:** Averaged 11.54 SO/9 IP...Began the season with Triple-A Oklahoma City...Was on the injured list from 6/29-7/16 with a chest strain...Transferred to Double-A Tulsa on 8/5...**PERSONAL:** Graduated in 2010 from St. Edward High School in Lakewood, OH...As a senior, went 9-1 with a 1.29 ERA and 134 SO in 60.0 IP...Struck out 13 batters in 6.0 IP while leading St. Edward to the Division I state championship on 6/6/10...Was ranked by *Baseball America* as the No. 8 prospect in the country prior to the 2010 draft.

YEAR	CLUB	W-L	ERA	G-GS	CG-SHO	SV	IP	H	R	ER	HR	HB	BB	SO	SO/9	WHIP	AVG
2011	State College	0-2	6.58	15-7	0-0	0	26.0	20	20	19	1	9	29	28	9.69	1.88	.208
2012	West Virginia	0-1	54.00	2-1	0-0	0	0.2	1	4	0	0	1	8	1	13.50	13.50	.333
2017	AZL Dodgers	0-0	0.00	8-0	0-0	0	8.0	4	1	0	0	0	5	10	11.25	1.13	.143
	Rancho Cucamonga	0-0	0.00	2-0	0-0	0	2.0	1	0	0	0	0	1	3	13.50	1.00	.143
	Oklahoma City	0-0	0.00	1-0	0-0	0	1.0	1	0	0	0	0	1	0	0.00	2.00	.333
2018	Rancho Cucamonga	3-1	6.98	22-0	0-0	0	19.1	23	17	15	6	2	15	31	14.43	1.97	.288
	Tulsa	1-0	2.84	11-0	0-0	3	12.2	6	5	4	1	0	8	18	12.79	1.11	.143
	Oklahoma City	3-0	6.30	13-0	0-0	0	10.0	6	8	7	2	1	8	8	7.20	1.40	.176
2019	Tulsa	1-1	10.29	8-0	0-0	0	7.0	9	9	8	1	0	6	10	12.86	2.14	.300
	Oklahoma City	0-0	8.16	33-0	0-0	2	32.0	29	30	29	8	8	31	40	11.25	1.88	.236
Minor League Totals		8-5	6.52	115-8	0-0	5	118.2	100	94	86	19	21	112	149	11.30	1.79	.224

ARNOLD, Jecorrah

UTIL

HT: 6-2; **WT:** 190; **BATS:** Right; **THROWS:** Right; **BORN:** 1/6/1999 in Athens, GA; **RESIDES:** Athens, GA; **SIGNED BY:** Brian Moehler; **ACQUIRED:** Signed as a non-drafted free agent, 6/22/2017.

2019: Has made 36 starts at SS, 12 in LF, 11 at 2B, and 10 at 3B...**2019:** Primarily appeared in LF (13 G, 12 GS) after appearing exclusively in the infield in 2017 and 2018...**PERSONAL:** Attended Clarke Central (GA) High School.

YEAR	CLUB	AVG	G	AB	R	H	2B	3B	HR	RBI	SH	SF	HB	BB	SO	SB	CS	OBP	SLG	OPS
2017	GCL Red Sox	.197	25	66	6	13	0	0	1	12	1	2	8	7	19	1	0	.337	.242	.579
2018	GCL Red Sox	.245	42	147	25	36	8	0	1	14	0	0	8	19	35	0	0	.362	.320	.682
2019	Greenville	.300	3	10	0	3	0	0	0	0	0	0	1	4	0	0	0	.364	.300	.664
	Lowell	.104	19	48	6	5	1	0	1	5	0	1	2	8	23	1	1	.254	.188	.442
Minor League Totals		.210	89	271	37	57	9	0	3	31	1	3	18	35	81	2	1	.336	.277	.613

BAKER, Robert Andrew (Robbie)

RHP

HT: 6-1; **WT:** 185; **BATS:** Right; **THROWS:** Right; **BORN:** 1/31/1995 in Atlanta, GA; **RESIDES:** Atlanta, GA; **SIGNED BY:** Rob English; **ACQUIRED:** Signed as a non-drafted free agent, 6/22/2018.

2019: Went 2-2 with a 4.43 ERA (22 ER/44.2 IP) in 25 appearances between High-A Salem, Short-A Lowell, and Single-A Greenville.

YEAR	CLUB	W-L	ERA	G-GS	CG-SHO	SV	IP	H	R	ER	HR	HB	BB	SO	SO/9	WHIP	AVG
2018	GCL Red Sox	1-0	1.56	11-0	0-0	1	17.1	13	4	3	0	0	7	17	8.83	1.15	.213
2019	Salem	2-1	5.56	5-0	0-0	0	11.1	13	7	7	1	1	4	8	6.35	1.50	.295
	Greenville	0-1	3.92	12-0	0-0	0	20.2	16	14	9	4	2	4	18	7.84	0.97	.205
	Lowell	0-0	4.26	8-0	0-0	0	12.2	14	10	6	1	1	5	15	10.66	1.50	.264
Minor League Totals		3-2	3.63	36-0	0-0	1	62.0	56	35	25	6	4	20	58	8.42	1.23	.237

BAKST, Daniel Jay

2B

HT: 6-2; **WT:** 190; **BATS:** Right; **THROWS:** Right; **BORN:** 11/14/1997 in New York, NY; **RESIDES:** New York, NY; **SIGNED BY:** Josh Labandeira; **ACQUIRED:** Red Sox 28th pick (28th round, 857th overall) in the 2019 June Draft.

2019: Led the GCL Red Sox (min. 50 AB) in AVG, slashing .306/.397/.469...Also tied for the team lead with 4 triples...**PERSONAL:** Spent 2 seasons at Stanford University...Named a Freshman All-American by Collegiate Baseball News...Graduated from Poly Prep Country Day School...Selected by BAL in the 27th round of the 2016 June Draft (did not sign)...Won a gold medal with the U-18 Team USA club at the 2015 World Baseball Softball Confederation tournament.

YEAR	CLUB	AVG	G	AB	R	H	2B	3B	HR	RBI	SH	SF	HB	BB	SO	SB	CS	OBP	SLG	OPS
2019	GCL Red Sox	.306	27	98	14	30	8	4	0	15	0	2	1	15	19	0	0	.397	.469	.866

BANDY, Luke Livingston Reed

OF

HT: 6-0; **WT:** 185; **BATS:** Right; **THROWS:** Right; **BORN:** 1/5/1998 in Dallas, TX; **RESIDES:** Bentonville, AR; **SIGNED BY:** Brandon Agamenone; **ACQUIRED:** Red Sox 29th pick (29th round, 887th overall) in the 2019 June Draft.

2019: Appeared defensively in CF (16 games), LF (12), and RF (1)...**PERSONAL:** Spent 3 seasons at Dallas Baptist University...Earned First-Team All-MVC honors as a junior, also being named to the league's All-Defensive Team...Spent 3 years at Shiloh Christian School before transferring to Providence Academy for his senior season...Selected by the Royals in the 32nd round of the 2016 June Draft (did not sign).

YEAR	CLUB	AVG	G	AB	R	H	2B	3B	HR	RBI	SH	SF	HB	BB	SO	SB	CS	OBP	SLG	OPS
2019	Lowell	.165	34	109	12	18	5	2	0	8	2	0	4	7	49	1	0	.242	.248	.489

Minor League Players, Continued

BASTARDO, Angel Jose

RHP

HT: 6-1; **WT:** 175; **BATS:** Right; **THROWS:** Right; **BORN:** 6/18/2002 in Moron, VZ; **RESIDES:** Carabobo, VZ; **SIGNED BY:** Lenin Rodriguez and Eddie Romero; **ACQUIRED:** Signed as an international free agent, 7/2/2018.

2019: Spent his 1st professional season with the DSL Red Sox, allowing 2 ER or fewer in 8 of his 12 starts...Posted a 2.81 ERA (10 ER/32.0 IP) over his final 7 outings of the season (beginning 7/11).

YEAR	CLUB	W-L	ERA	G-GS	CG-SHO	SV	IP	H	R	ER	HR	HB	BB	SO	SO/9	WHIP	AVG
2019	DSL Red Sox	3-1	3.71	12-12	0-0	0	51.0	39	24	21	1	3	12	37	6.53	1.00	.210

BATESOLE, Korby Lawton

INF

HT: 6-1; **WT:** 170; **BATS:** Left; **THROWS:** Right; **BORN:** 2/8/1996 in Northridge, CA; **RESIDES:** Clovis, CA; **SIGNED BY:** Josh Labandeira; **ACQUIRED:** Red Sox 26th pick (26th round, 790th overall) in the 2018 June Draft.

CAREER: Named a New York-Penn League mid-season All-Star in 2018...**2019:** Appeared in 29 games at SS, 27 at 2B, and 15 at 3B...On the injured list from 7/8-22 (right calf strain)...**PERSONAL:** Played 4 seasons at Fresno State (2015-18)...Earned Second-Team All-Mountain West honors following his senior year...Graduated in 2014 from Buchanan High School (Clovis, CA).

YEAR	CLUB	AVG	G	AB	R	H	2B	3B	HR	RBI	SH	SF	HB	BB	SO	SB	CS	OBP	SLG	OPS
2018	Lowell	.285	46	151	19	43	3	1	0	11	2	0	1	15	40	5	5	.353	.318	.671
2019	Greenville	.200	47	150	15	30	7	0	0	7	1	0	2	4	65	0	5	.231	.247	.477
	Salem	.170	25	53	4	9	0	0	0	2	2	1	1	3	12	0	0	.224	.170	.394
	Lowell	.333	1	3	0	1	0	0	0	0	0	0	1	0	2	0	0	.500	.333	.833
Minor League Totals		.232	119	357	38	83	10	1	0	20	5	1	5	22	119	5	10	.286	.266	.552

BAUTISTA, Adenys

RHP

HT: 6-3; **WT:** 170; **BATS:** Right; **THROWS:** Right; **BORN:** 8/6/1998 in Bonao, DR; **RESIDES:** Monsenor Nouel, DR; **ACQUIRED:** Acquired from Cleveland on 12/2/2019 in exchange for C Sandy León.

CAREER: Spent each of his first 2 seasons in the CLE organization...**2019:** Left-handed batters were 3-for-23 (.130) with 0 XBH.

YEAR	CLUB	W-L	ERA	G-GS	CG-SHO	SV	IP	H	R	ER	HR	HB	BB	SO	SO/9	WHIP	AVG
2018	DSL Indians	0-5	4.78	13-1	0-0	0	26.1	24	22	14	2	4	16	22	7.52	1.52	.242
2019	DSL Indians	1-1	6.75	7-0	0-0	0	12.0	9	13	9	3	0	10	6	4.5	1.58	.200
	AZL Indians	0-0	10.13	7-0	0-0	0	5.1	7	7	6	2	0	5	4	6.75	2.25	.318
Minor League Totals		1-6	5.98	27-1	0-0	0	43.2	40	42	29	7	4	31	32	6.60	1.63	.241

BAZARDO, Eduard Felix

RHP

HT: 6-0; **WT:** 155; **BATS:** Right; **THROWS:** Right; **BORN:** 9/1/1995 in Maracay, Aragua, VZ; **RESIDES:** Maracay, Aragua, VZ; **SIGNED BY:** Eddie Romero and Alex Requena; **ACQUIRED:** Signed as an international free agent, 7/2/2014.

CAREER: Named New York-Penn League Pitcher of the Week for 7/16-22/18...**2019:** Selected as a 2019 Carolina League mid-season All-Star for High-A Salem...Went 5-2 with a 2.21 ERA (18 ER/73.1 IP) in 38 appearances between Salem and Double-A Portland, his 1st season as a full-time reliever...Allowed 0 ER his final 11 outings of the season (14.2 IP, 1 R).

YEAR	CLUB	W-L	ERA	G-GS	CG-SHO	SV	IP	H	R	ER	HR	HB	BB	SO	SO/9	WHIP	AVG
2015	DSL Red Sox	3-6	4.37	14-14	0-0	0	57.2	60	32	28	2	4	16	55	8.58	1.32	.276
2016	DSL Red Sox	6-2	6.79	17-1	0-0	4	45.1	23	7	4	0	4	18	48	9.53	0.90	.159
2017	DSL Red Sox	1-0	1.00	4-0	0-0	0	18.0	9	2	2	0	1	1	24	12.00	0.56	.145
	GCL Red Sox	2-4	3.08	13-2	0-0	2	38.0	31	17	13	0	5	16	43	10.18	1.24	.223
2018	Lowell	5-3	2.36	9-9	1-0	0	49.2	36	16	13	6	3	6	56	10.15	0.85	.195
	Greenville	1-2	3.21	5-5	0-0	0	28.0	28	10	10	2	1	2	28	9.00	1.07	.255
2019	Salem	1-1	1.76	17-0	0-0	4	41.0	29	10	8	1	2	9	53	11.63	0.93	.191
	Portland	4-1	2.78	21-0	0-0	0	32.1	27	12	10	2	0	13	35	9.74	1.24	.225
Minor League Totals		23-19	2.55	100-31	1-0	10	310.0	243	106	88	13	21	81	342	9.93	1.05	.215

BELÉN, Darel Rafael

OF

HT: 6-4; **WT:** 194; **BATS:** Right; **THROWS:** Right; **BORN:** 5/21/2000 in Santo Domingo, DR; **RESIDES:** Santo Domingo, DR; **SIGNED BY:** Manny Nanita and Rolando Pino; **ACQUIRED:** Signed as an international free agent, 2/4/2019.

2019: Spent all of his 1st professional season with the DSL Red Sox1...Ranked among team leaders in hits (1st, 68), runs (1st, 51), triples (2nd, 5), HR (2nd, 5), RBI (2nd, 39), and doubles (T-3rd, 11)...Hit .325 (37-for-114) in 30 games from 7/16 through the end of the season...Appeared defensively in RF (25 games), LF (8), CF (2), and at 1B (15).

YEAR	CLUB	AVG	G	AB	R	H	2B	3B	HR	RBI	SH	SF	HB	BB	SO	SO/9	WHIP	AVG		
2019	DSL Red Sox1	.281	64	242	51	68	11	5	5	39	0	3	7	29	53	14	5	.370	.430	.800

BELL, Brock Fortress

RHP

HT: 6-4; **WT:** 215; **BATS:** Right; **THROWS:** Right; **BORN:** 3/18/1998 in Tampa, FL; **RESIDES:** Phoenix, AZ; **SIGNED BY:** Stephen Hargett; **ACQUIRED:** Red Sox 7th pick (7th round, 227th overall) in the 2019 June Draft.

2019: Split his 1st professional season between the GCL Red Sox and Short-A Lowell...Did not allow an ER in 5 of his 9 starts...**PERSONAL:** Is the son of Jay Bell, who played 18 seasons in the majors (1986-2003)...Pitched at State College of Florida from 2017-19...Graduated from Mountain Pointe High School.

YEAR	CLUB	W-L	ERA	G-GS	CG-SHO	SV	IP	H	R	ER	HR	HB	BB	SO	SO/9	WHIP	AVG
2019	GCL Red Sox	0-1	2.77	8-8	0-0	0	13.0	10	4	4	0	2	4	11	7.62	1.08	.222
	Lowell	0-1	0.00	1-1	0-0	0	1.2	3	2	0	0	0	2	1	5.4	3.00	.333
Minor League Totals		0-2	2.45	9-9	0-0	0	14.2	13	6	4	0	2	6	12	7.36	1.30	.241

Minor League Players, Continued

BELLO, Brayan

RHP

HT: 6-1; **WT:** 170; **BATS:** Right; **THROWS:** Right; **BORN:** 5/17/1999 in Samana, DR; **RESIDES:** Las Galeras, Samana, DR; **SIGNED BY:** Manny Nanita, Todd Claus, and Rolando Pino; **ACQUIRED:** Signed as international free agent, 7/2/2017.

CAREER: Enters 2020 ranked by *Baseball America* as the Red Sox' No. 16 prospect, as well as having the best changeup in the organization...In 2018, held the 2nd-lowest opponent AVG (.162), 5th-highest SO/9.0 IP ratio (9.51), and lowest baserunners/9.0 IP ratio (6.85) among qualified starters in the DSL...Led the DSL Red Sox2 in 2018 in innings pitched (64.1), wins (6), starts (T-1st, 13), CG (T-1st, 1), and SO (68)...**2019:** Spent the entire season with Single-A Greenville, ranking 5th among Red Sox minor leaguers with 119 SO...Recorded 10+ SO twice: career-high 13 on 7/13 at Lexington (6.0 IP) and 10 on 8/11 at Augusta (5.0 IP).

YEAR	CLUB	W-L	ERA	G-GS	CG-SHO	SV	IP	H	R	ER	HR	HB	BB	SO	SO/9	WHIP	AVG
2018	DSL Red Sox1	1-0	0.00	1-0	0-0	0	3.0	2	0	0	0	0	6	18.00	0.67	.182	
2018	DSL Red Sox2	6-2	1.68	13-13	1-0	0	64.1	37	16	12	0	2	10	68	9.51	0.73	.162
2019	Greenville	5-10	5.43	25-25	0-0	0	117.2	135	77	71	9	9	38	119	9.10	1.47	.286
Minor League Totals		12-12	4.04	39-38	1-0	0	185.0	174	93	83	9	11	48	193	9.39	1.20	.244

BENGE, Garrett Austin

3B

HT: 6-0; **WT:** 205; **BATS:** Left; **THROWS:** Right; **BORN:** 12/28/1995 in Oklahoma City, OK; **RESIDES:** Yukon, OK; **SIGNED BY:** Lane Decker; **ACQUIRED:** Red Sox 13th pick (13th round, 401st overall) in the 2017 June Draft.

2019: Spent the entire season with High-A Salem...Set career highs in games (94), AB (336), runs (40), doubles (16), HR (6), RBI (35), and BB (42)...On the IL from 5/2-14 (left knee inflammation) and 6/28-7/9 (concussion)...**PERSONAL:** Played 2 seasons (2016-17) at Oklahoma State University after transferring from Cowley County Community College...Won a Big 12 Conference Championship with the Cowboys in 2017...Named to the All-Big 12 2nd Team in 2016...Earned 2015 NJCAA Division I Player of the Year honors after hitting .502 with 26 2B, 4 3B, 19 HR, and 97 RBI...Selected by CLE in the 22nd round of the 2015 June Draft, but did not sign...Graduated from Yukon (OK) High School.

YEAR	CLUB	AVG	G	AB	R	H	2B	3B	HR	RBI	SH	SF	HB	BB	SO	SB	CS	OBP	SLG	OPS
2017	Lowell	.230	52	191	21	44	9	2	0	21	0	1	4	25	51	0	2	.330	.298	.629
2018	Lowell	.351	10	37	4	13	3	1	0	7	0	0	0	3	7	0	0	.400	.486	.886
	Greenville	.327	31	104	19	34	7	0	2	12	0	0	0	27	18	1	1	.466	.452	.918
2019	Salem	.253	94	336	40	85	16	2	6	35	1	3	1	42	106	6	4	.335	.366	.701
Minor League Totals		.263	187	668	84	176	35	5	8	75	1	4	5	97	182	7	7	.359	.367	.726

BERRY, Connor Brett

RHP

HT: 6-0; **WT:** 160; **BATS:** Right; **THROWS:** Right; **BORN:** 12/15/1996 in Houston, TX; **RESIDES:** Sugar Land, TX; **SIGNED BY:** Lane Decker; **ACQUIRED:** Red Sox 31st pick (31st round, 940th overall) in the 2018 June Draft.

2019: Did not play due to right shoulder impingement syndrome...**PERSONAL:** Posted a 2.49 ERA (17 ER/61.1 IP) in 53 appearances (all in relief) for Oklahoma University from 2016-18...Graduated in 2015 from Kempner High School (TX).

YEAR	CLUB	W-L	ERA	G-GS	CG-SHO	SV	IP	H	R	ER	HR	HB	BB	SO	SO/9	WHIP	AVG	
2018	GCL Red Sox	1-0	0.00	5-0	0-0	0	7.0	2	0	0	0	0	3	9	11.57	0.71	.095	
2019																		Did Not Pitch

BIONDIC, Kevin Patrick

RHP

HT: 6-1; **WT:** 215; **BATS:** Right; **THROWS:** Right; **BORN:** 1/26/1996 in Oak Lawn, IL; **RESIDES:** Oak Lawn, IL; **SIGNED BY:** Reed Gragnani; **ACQUIRED:** Signed as a non-drafted free agent, 6/21/2018.

2019: Held a 2.37 ERA (8 ER/30.1 IP) through his first 8 outings (2 starts)...On the IL from 8/31-9/11 (left ankle sprain)...**PERSONAL:** Played at the University of Maryland...Named to the Big Ten 2nd Team as a utility player in 2018 as a senior after recording 6 HR and 24 RBI as a 1st baseman and posting a 2.59 ERA in 24.1 relief IP...Attended Brother Rice High School.

YEAR	CLUB	W-L	ERA	G-GS	CG-SHO	SV	IP	H	R	ER	HR	HB	BB	SO	SO/9	WHIP	AVG
2018	Lowell	1-2	6.26	13-0	0-0	1	27.1	35	22	19	2	5	9	19	6.26	1.61	.318
2019	Greenville	4-9	4.68	20-14	1-0	1	100.0	112	60	52	12	17	42	52	4.68	1.54	.292
Minor League Totals		5-11	5.02	33-14	1-0	2	127.1	147	82	71	14	22	51	71	5.02	1.55	.298

BLALOCK, Bradley Christopher

RHP

HT: 6-2; **WT:** 190; **BATS:** Right; **THROWS:** Right; **BORN:** 12/25/2000 in Conyers, GA; **RESIDES:** Lawrenceville, GA; **SIGNED BY:** Brian Moehler; **ACQUIRED:** Red Sox 32nd pick (32nd round, 977th overall) in the 2019 June Draft.

2019: Spent all of his 1st professional season with the GCL Red Sox.

YEAR	CLUB	W-L	ERA	G-GS	CG-SHO	SV	IP	H	R	ER	HR	HB	BB	SO	SO/9	WHIP	AVG
2019	GCL Red Sox	0-2	6.75	4-3	0-0	0	6.2	5	6	5	0	0	4	4	5.40	1.35	.208

BONACI, Brainer Alfredo

SS

HT: 5-10; **WT:** 140; **BATS:** Switch; **THROWS:** Right; **BORN:** 7/9/2002 in Catia La Mar, VZ; **RESIDES:** Catia La Mar, Vargas, VZ; **SIGNED BY:** Manny Padron and Eddie Romero; **ACQUIRED:** Signed as an international free agent, 7/9/2018.

CAREER: Enters 2020 ranked by *Baseball America* as the Red Sox' 18 prospect, as well as the No. 8 prospect in the DSL...**2019:** In his 1st professional season, appeared at SS in 49 games and 3B in 6...Ranked among DSL Red Sox1 leaders in SB (T-1st, 18), hits (2nd, 64), doubles (2nd, 14), HR (3rd, 3), RBI (3rd, 3), games (3rd, 61), and runs (3rd, 34).

YEAR	CLUB	AVG	G	AB	R	H	2B	3B	HR	RBI	SH	SF	HB	BB	SO	SB	CS	OBP	SLG	OPS
2019	DSL Red Sox1	.279	61	229	34	64	14	2	3	37	0	3	6	23	40	18	10	.356	.397	.754

Minor League Players, Continued

BOWINS, Jack James

RHP

HT: 6-3; **WT:** 180; **BATS:** Right; **THROWS:** Right; **BORN:** 12/31/2001 in Port Hedland, Western Australia, AU; **RESIDES:** Port Hedland, Western Australia, AU; **SIGNED BY:** Brett Ward; **ACQUIRED:** Signed as an international free agent, 3/16/2019

CAREER: Missed all of his 1st professional season due to a left anterior cruciate ligament injury.

YEAR	CLUB	W-L	ERA	G-GS	CG-SHO	SV	IP	H	R	ER	HR	HB	BB	SO	SO/9	WHIP	AVG
2019																	

Did Not Pitch

BRANNEN, Coleman Minor (Cole)

OF

HT: 6-0; **WT:** 170; **BATS:** Left; **THROWS:** Right; **BORN:** 8/4/1998 in Macon, GA; **RESIDES:** Bradenton, FL; **SIGNED BY:** Brian Moehler; **ACQUIRED:** Red Sox 2nd pick (2nd round, 63rd overall) in the 2017 June Draft.

CAREER: Has stolen 45 bases in the last 2 seasons (2018-19), 2nd-most among Red Sox minor leaguers in that time (Duran-70)...Named Red Sox Minor League Base Stealer of the Month for April 2018 and August/September 2017...Has made 215 of his 216 career starts in CF (also 1 in LF), recording 21 OF assists...**2019:** Appeared defensively exclusively in CF (111 starts)...Recorded 16 OF assists and 5 double plays...**PERSONAL:** In 2017, was a *Baseball America* High School 3rd Team All-American at the Westfield School in Perry, GA...Hit .439 with 5 HR and 22 SB as a senior...Ranked No. 17 on *Baseball America's* 2017 High School Top 100 list and No. 79 in the Top 100 MLB Prospects list.

YEAR	CLUB	AVG	G	AB	R	H	2B	3B	HR	RBI	SH	SF	HB	BB	SO	SB	CS	OBP	SLG	OPS
2017	GCL Red Sox	.231	39	134	23	31	2	0	0	7	1	0	3	30	37	9	1	.383	.246	.630
	Lowell	.111	3	9	0	1	0	1	0	0	0	0	0	4	4	1	1	.385	.333	.718
2018	Greenville	.157	32	127	16	20	4	1	0	7	0	0	2	13	43	9	1	.246	.205	.451
	Lowell	.181	34	127	16	23	1	1	0	8	2	1	0	17	47	12	1	.276	.205	.481
2019	Greenville	.204	114	442	49	90	10	3	1	34	5	4	2	44	128	24	8	.276	.247	.523
	Minor League Totals	.197	222	839	104	165	17	6	1	57	8	5	7	108	259	55	12	.292	.235	.527

BROWNING, Logan Thomas

LHP

HT: 5-8; **WT:** 175; **BATS:** Left; **THROWS:** Left; **BORN:** 9/3/1995 in Lakeland, FL; **RESIDES:** Lakeland, FL; **SIGNED BY:** Stephen Hargett; **ACQUIRED:** Red Sox 24th pick (24th round, 730th overall) in the 2018 June Draft.

2019: Selected as a South Atlantic League mid-season All-Star...Converted 10 of his 12 SVO (83.3%) from Single-A Greenville and High-A Salem, tied for the 3rd-most saves by a Red Sox minor leaguer during the campaign...Also ranked among Red Sox minor leaguers with 42 appearances (8th)...Ranked among Greenville team leaders in appearances (3rd, 33) and opponent AVG (4th, .193)...Posted a 2.04 ERA for the Drive, with 75 SO to 11 BB in 57.1 IP...Assigned to Salem on 8/3, where he spent the remainder of the season...Did not allow an ER in 8 of his 9 outings with Salem...**PERSONAL:** Was a 2-way player at the University of Florida (2015) and Florida Southern College (2016-18)...Batted .374 (183-for-489) with 20 HR and 114 RBI in 3 years with the Mocs, posting a .440/.521/.667 line as a senior...Also posted a 4.12 ERA (125 ER/273.0 IP) in 50 pitching appearances (49 starts) for Florida Southern...Earned the 2018 Perfect Game Josh Willingham Award as DII baseball's MVP...Named to the All-Sunshine State Conference First Team and tabbed an All-America honoree by the NCBWA...Graduated in 2014 from Lakeland Christian School (FL)...Selected by CIN in the 36th round of the 2014 June Draft (did not sign)...Is the son of Tom Browning, who pitched 12 seasons for the Reds (1984-94) and Royals (1995).

YEAR	CLUB	W-L	ERA	G-GS	CG-SHO	SV	IP	H	R	ER	HR	HB	BB	SO	SO/9	WHIP	AVG
2018	GCL Red Sox	1-0	1.53	9-0	0-0	0	17.2	17	5	3	0	1	3	19	9.68	1.13	.250
	Lowell	1-1	3.68	6-0	0-0	0	14.2	13	8	6	2	0	4	21	12.89	1.16	.220
2019	Greenville	4-1	2.04	33-0	0-0	9	57.1	39	17	13	2	5	11	75	11.77	0.87	.193
	Salem	2-1	2.81	9-0	0-0	1	16.0	16	6	5	2	0	6	7	3.94	1.38	.271
	Minor League Totals	8-3	2.30	57-0	0-0	11	105.2	85	36	27	6	6	24	122	10.39	1.03	.219

CAMPANA, Marino Jose

OF

HT: 6-4; **WT:** 180; **BATS:** Right; **THROWS:** Right; **BORN:** 11/28/1997 in Santo Domingo Centro, Santo Domingo, DR; **RESIDES:** Santo Domingo Oeste, Santo Domingo, DR; **SIGNED BY:** Manny Nanita and Eddie Romero; **ACQUIRED:** Signed as an international free agent, 7/2/2014.

CAREER: In 2018, led Single-A Greenville with 16 HR, 7 3B, 184 TB, and 32 BB...In 2017, led Short-A Lowell in HR (4), doubles (tied, 9), and RBI (tied, 28)...Hit safely in 17 straight games from 7/24-8/16 in 2017 and was named New York-Penn League Player of the Week for the period of 8/7-13...In 2015, led the DSL Red Sox1 in runs (39), hits (77), doubles (16), triples (tied, 4), RBI (36), and total bases (107)...**2019:** On the injured list from 8/30 through the end of the season (back strain)...Made 29 starts in RF and 25 in LF, recording 5 OF assists.

YEAR	CLUB	AVG	G	AB	R	H	2B	3B	HR	RBI	SH	SF	HB	BB	SO	SB	CS	OBP	SLG	OPS
2015	DSL Red Sox1	.275	72	280	39	77	16	4	2	36	0	1	8	19	66	10	4	.338	.382	.720
2016	GCL Red Sox	.182	12	44	4	8	0	0	1	1	0	0	0	15	0	2	.182	.250	.432	
	DSL Red Sox1	.267	25	90	11	24	4	3	2	12	0	1	3	7	18	2	3	.337	.444	.781
2017	GCL Red Sox	.250	9	36	3	9	2	0	0	4	0	1	1	4	6	0	0	.333	.306	.639
	Lowell	.235	45	166	17	39	9	1	4	28	0	0	3	8	50	1	0	.282	.373	.656
2018	Greenville	.246	111	418	54	103	19	7	16	69	0	2	7	32	120	2	0	.309	.440	.750
2019	Salem	.139	11	36	4	5	1	0	1	4	0	0	0	4	19	0	1	.225	.250	.475
	Greenville	.169	19	71	6	12	1	1	1	6	0	1	0	4	26	1	1	.211	.254	.464
	Lowell	.217	37	129	20	28	5	1	7	23	0	0	3	8	55	4	1	.279	.434	.713
	Minor League Totals	.240	341	1270	158	305	57	17	34	183	0	6	25	86	375	20	12	.300	.392	.692

Player Development

Minor League Players, Continued

CANNON, Cameron Charles

SS

HT: 5-10; **WT:** 196; **BATS:** Right; **THROWS:** Right; **BORN:** 10/16/1997 in Glendale, AZ; **RESIDES:** Phoenix, AZ; **SIGNED BY:** Vaughn Williams; **ACQUIRED:** Red Sox 1st pick (2nd round, 43rd overall) in the 2019 June Draft.

CAREER: Enters 2020 ranked by *Baseball America* as the Red Sox' No. 22 prospect...**2019:** Spent most of his 1st professional season with Short-A Lowell...Appeared defensively at SS (20 games) and 2B (19)...**PERSONAL:** Played at the University of Arizona...In 2019, led Division 1 players with 29 2B while batting .397 (92-for-232)...Was named a 2019 First-Team All-American by *Baseball America* and NCWBA, and was selected as Pac-12 All-Conference...Selected as a Cape Cod Baseball League All-Star in 2018 while playing for Falmouth, leading the team in RBI...Selected by the Diamondbacks in the 2016 June Draft (21st round) but did not sign...Brother, Tanner Murphy, played 6 seasons within Baltimore's system.

YEAR	CLUB	AVG	G	AB	R	H	2B	3B	HR	RBI	SH	SF	HB	BB	SO	SB	CS	OBP	SLG	OPS
2019	GCL Red Sox	.111	3	9	0	1	0	0	0	0	0	0	1	0	5	0	0	.200	.111	.311
	Lowell	.205	42	161	17	33	12	0	3	21	0	0	7	12	37	1	0	.289	.335	.624
Minor League Totals		.200	45	170	17	34	12	0	3	21	0	0	8	12	42	1	0	.284	.324	.608

CASAS, Triston

3B

HT: 6-4; **WT:** 238; **BATS:** Left; **THROWS:** Right; **BORN:** 1/15/2000 in Miami, FL; **RESIDES:** Pembroke Pines, FL; **SIGNED BY:** Willie Romy; **ACQUIRED:** Red Sox 1st pick (1st round, 26th overall) in the 2018 June Draft.

CAREER: Enters 2020 ranked by *Baseball America* as the Red Sox' No. 1 prospect, as well as the No. 70 prospect in baseball...Also enters 2020 ranked by *BA* as the Red Sox' best defensive infielder and as having the best strike-zone discipline...Was rated as the Red Sox' best pure hitter and best power hitter by *BA* entering 2019...Underwent successful ulnar collateral ligament repair surgery on his right thumb on 6/28/18...**2019:** Named Red Sox Minor League Offensive Player of the Year...Also tabbed the 2019 Minor League Player of the Year by the Boston chapter of the BBWAA...Named a South Atlantic League mid-season and year-end All-Star in his 1st full season...Hit .256 (110-for-429) with 26 2B, 5 3B, 20 HR, 81 RBI, and 66 runs scored between Single-A Greenville and High-A Salem...Became the 1st Red Sox minor leaguer with 20+ HR in a season - all before turning 20 years old - since Xander Bogaerts in 2012...Ranked among SAL leaders in HR (T-3rd, 19), RBI (4th, 78), SLG (4th, .472), OPS (6th, .820), and total bases (7th, 199)...Played mostly 1B, posting a .995 fielding percentage (4 E/773 TC) in 96 games at the position between 2 levels...Also played 8 games at 3B for Greenville...**PERSONAL:** Ranked by *Baseball America* as the No. 25 prospect in the 2018 MLB Draft...Played 29 games for American Heritage as a senior in 2018, batting .385 (30-for-78) with a .545 OBP, .884 SLG, 7 HR, and 35 RBI... Was a 3-time gold medalist with USA Baseball...Honored as the 2017 Richard W. "Dick" Case Award recipient by USA Baseball in 2017, presented annually to the program's top player...Led the U-18 national team to its 4th consecutive world championship title in 2017, earning tournament MVP honors with 3 HR and 13 RBI, both leading the tournament field.

YEAR	CLUB	AVG	G	AB	R	H	2B	3B	HR	RBI	SH	SF	HB	BB	SO	SB	CS	OBP	SLG	OPS
2018	GCL Red Sox	.000	2	4	0	0	0	0	0	0	0	0	0	1	2	0	0	.200	.000	.200
2019	Greenville	.254	118	422	64	107	25	5	19	78	0	6	7	58	116	3	2	.349	.472	.820
	Salem	.429	2	7	2	3	1	0	1	3	0	0	0	2	0	0	0	.429	1.000	1.429
Minor League Totals		.254	122	433	66	110	26	5	20	81	0	6	7	59	120	3	2	.349	.476	.824

CASTELLANOS, Pedro Fernando

1B/OF

HT: 6-3; **WT:** 195; **BATS:** Right; **THROWS:** Right; **BORN:** 12/11/1997 in Carora, Lara, VZ; **RESIDES:** Carora, Lara, VZ; **SIGNED BY:** Rolando Pino and Ernesto Gomez; **ACQUIRED:** Signed as an international free agent, 7/2/2015.

CAREER: Entered the 2019 season ranked by *Baseball America* as the Red Sox' No. 27 prospect...In 2018, hit .330 (75-for-227) over 58 games in the season's 2nd half...In 2017, ranked 2nd in the Gulf Coast League in hits (63) and led the GCL Red Sox in AVG (.339), SLG (.457), OPS (.842), and RBI (30)...Named 2016 Red Sox Minor League Latin Program Player of the Year, leading the Dominican Summer League in doubles (23) and pacing the DSL Red Sox2 in AVG (.326), HR (3), RBI (47), SLG (.496), and OPS (.890)...**2019:** Spent the entire season with High-A Salem...Named a Carolina League mid-season All-Star...Set career highs in games (117), runs (61), hits (123), HR (9), and RBI (71)...Led Salem in RBI, ranking 4th in the CL...Tied for the team lead in HR, ranking 2nd in hits and runs...Hit 8 of his 9 HR in the 2nd half...Made 106 starts at 1B...Also made 2 starts in RF and 1 start in LF...On the injured list from 8/21-9/11 (left hamstring strain).

YEAR	CLUB	AVG	G	AB	R	H	2B	3B	HR	RBI	SH	SF	HB	BB	SO	SB	CS	OBP	SLG	OPS
2016	DSL Red Sox2	.326	62	236	28	77	23	4	3	47	0	1	7	20	25	2	5	.394	.496	.890
2017	GCL Red Sox	.339	52	186	27	63	14	1	2	30	0	5	7	10	15	0	0	.385	.457	.842
	Greenville	.333	2	9	1	3	1	0	0	1	0	0	0	2	0	0	0	.333	.444	.777
2018	Greenville	.302	88	344	39	104	20	3	1	34	0	3	6	12	50	1	3	.334	.387	.721
2019	Salem	.276	117	446	61	123	23	2	9	71	0	7	11	22	71	10	7	.321	.397	.718
Minor League Totals		.303	321	1221	156	370	81	10	15	183	0	16	31	64	163	13	15	.349	.423	.772

CELLUCCI, Brendan Michael

LHP

HT: 6-4; **WT:** 201; **BATS:** Left; **THROWS:** Left; **BORN:** 6/30/1998 in Philadelphia, PA; **RESIDES:** Wyncote, PA; **SIGNED BY:** Tim Collinsworth; **ACQUIRED:** Red Sox 12th pick (12th round, 377th overall) in the 2019 June Draft.

2019: Recorded 17 SO in 12.0 IP...**PERSONAL:** Played at Tulane University, leading the team with 3 saves and ranking 2nd with 46 SO during his sophomore year in 2019...Attended William Penn Charter School in Philadelphia.

YEAR	CLUB	W-L	ERA	G-GS	CG-SHO	SV	IP	H	R	ER	HR	HB	BB	SO	SO/9	WHIP	AVG
2019	Lowell	1-0	5.25	8-0	0-0	0	12.0	14	7	7	1	1	7	17	12.75	1.75	.292

Player Development

Minor League Players, Continued

CEPEDA, Felix Manuel

RHP

HT: 6-3; **WT:** 170; **BATS:** Right; **THROWS:** Right; **BORN:** Bonao, Monsenor Nouel, DR; **RESIDES:** Bonao, Monsenor Nouel, DR; **SIGNED BY:** Domingo Brito and Eddie Romero; **ACQUIRED:** Signed as international free agent, 7/11/2017.

2019: Spent all of his 2nd professional season with the GCL Red Sox...Allowed 1 ER in 3 consecutive starts from 7/6-19 (.213 ERA, 3 ER/12.2 IP)...Tossed a career-high 5.0 IP on both 7/6 vs. the GCL Twins and 7/19 at the GCL Twins.

YEAR	CLUB	W-L	ERA	G-GS	CG-SHO	SV	IP	H	R	ER	HR	HB	BB	SO	9/9	WHIP	AVG
2018	DSL Red Sox1	0-1	1.50	4-4	0-0	0	6.0	4	4	1	0	0	7	10	15.00	1.83	.174
2019	GCL Red Sox	2-4	6.16	10-8	0-0	0	38.0	39	30	26	4	1	20	29	6.87	1.55	.265
Minor League Totals		2-5	5.52	14-12	0-0	0	44.0	43	34	27	4	1	27	39	7.98	1.59	.253

COLON, Andre Felipe

INF

HT: 6-0; **WT:** 180; **BATS:** Right; **THROWS:** Right; **BORN:** 2/12/1999 in Ponce, PR; **RESIDES:** Coamo, PR; **SIGNED BY:** Edgar Perez; **ACQUIRED:** Red Sox 11th pick (11th round, 341st overall) in the 2017 June Draft.

CAREER: Has played SS (48 games), 2B (34 G), and 3B (2 G) during his professional career...**2019:** Spent all of his 3rd professional season with the GCL Red Sox...Played in 21 games at 2B and 2 at SS.

YEAR	CLUB	AVG	G	AB	R	H	2B	3B	HR	RBI	SH	SF	HB	BB	SO	SB	CS	OBP	SLG	OPS
2017	GCL Red Sox	.263	34	99	14	26	4	0	0	10	0	1	14	14	22	1	2	.422	.303	.725
2018	Lowell	.187	29	91	8	17	3	1	0	4	0	0	3	23	1	1	.267	.242	.509	
	GCL Red Sox	.125	2	8	1	1	1	0	0	0	1	0	0	1	0	0	.222	.250	.472	
2019	GCL Red Sox	.155	24	71	10	11	2	0	0	5	2	1	3	9	15	4	1	.274	.183	.457
Minor League Totals		.204	89	269	33	55	10	1	0	19	3	2	20	31	61	6	4	.329	.249	.578

CORCINO, Edgar A.

OF

HT: 6-1; **WT:** 210; **BATS:** Right; **THROWS:** Right; **BORN:** 6/7/1992 in Santo Domingo, DR; **RESIDES:** Toa Baja, PR; **SIGNED BY:** Rolando Casanova and German Geigel (Tigers); **ACQUIRED:** Signed as a minor league free agent, 5/24/2019.

CAREER: Originally selected by the Tigers in the 26th round of the 2009 June Draft...Spent his first 4 seasons in DET's system (2009-12), followed by 4 in MIN's (2015-18)...Has also played in independent leagues (2013-14, '19)...Named a Southern League mid- and post-season All-Star with Double-A Chattanooga in 2017, as well as a Florida State League mid-season All-Star with High-A Fort Myers in 2016...Named Florida State League Player of the Week for 5/2-8 in 2016...**2019:** Began the season with the Gary SouthShore RailCats of the independent American Association before being signed by BOS as a minor league free agent on 5/24...Spent the remainder of the season with High-A Salem...Ranked among Salem leaders in HR (T-1st, 9), triples (T-2nd, 4), and RBI (T-3rd, 46)...In 27 games from 7/14 until being placed on the IL on 8/15, hit .366 (34-for-93)...On the IL from 8/15-9/11 (right thumb fracture)...**PERSONAL:** Attended Adolfinia Irizarry De Puig High School in Puerto Rico.

YEAR	CLUB	AVG	G	AB	R	H	2B	3B	HR	RBI	SH	SF	HB	BB	SO	SB	CS	OBP	SLG	OPS
2009	GCL Tigers	.160	8	25	2	4	1	0	1	4	0	0	0	4	10	0	0	.276	.320	.596
2010	GCL Tigers	.218	27	87	8	19	3	0	0	9	1	0	0	8	27	2	1	.284	.253	.537
2011	GCL Tigers	.201	51	174	23	35	9	0	5	15	1	1	4	20	51	3	2	.296	.339	.636
	Connecticut	.278	6	18	1	5	1	0	0	1	1	0	0	1	7	0	0	.316	.333	.649
2012	Lakeland	.400	2	5	1	2	0	0	1	1	0	0	0	1	0	0	0	.400	1.000	1.400
	West Michigan	.219	19	73	9	16	1	2	6	2	0	0	6	20	0	1	.278	.342	.621	
	Connecticut	.179	42	140	21	25	2	6	1	12	2	2	2	15	27	4	4	.264	.300	.564
	Toledo	.250	3	4	0	1	0	0	0	0	1	0	0	0	0	0	0	.250	.250	.500
2013	Rockford (IND)	.312	58	218	34	68	13	3	6	28	1	1	1	25	34	9	2	.384	.482	.865
	El Paso (IND)	.232	33	128	12	26	5	3	2	15	0	2	1	13	26	0	2	.313	.384	.696
2014	Rockford (IND)	.302	95	371	63	112	12	6	11	51	2	2	3	26	57	10	2	.351	.456	.806
2015	Cedar Rapids	.273	84	330	38	90	16	3	4	41	5	3	1	34	61	9	3	.340	.376	.715
2016	Fort Myers	.266	74	267	41	71	13	5	6	32	0	0	1	29	51	6	1	.340	.419	.760
	Chattanooga	.284	50	183	26	52	7	6	2	27	0	1	1	13	35	1	1	.333	.421	.754
2017	Chattanooga	.302	102	401	54	121	19	1	6	50	1	5	2	38	66	4	3	.361	.399	.760
	Rochester	.224	20	58	2	13	1	1	0	3	0	0	0	1	14	0	0	.237	.276	.513
2018	Chattanooga	.264	56	208	32	55	14	3	5	32	0	4	3	22	37	3	1	.338	.433	.770
	Rochester	.261	29	88	8	23	4	1	2	6	0	1	0	4	21	0	0	.290	.398	.688
2019	Gary (IND)	.250	5	20	1	4	1	0	0	2	0	0	1	3	5	0	0	.400	.313	.713
	Salem	.315	68	219	36	69	18	4	9	46	0	3	7	20	56	2	4	.386	.557	.943
Minor League Totals		.264	641	2280	302	601	109	31	44	285	15	20	21	215	485	34	21	.330	.396	.727
Independent Lg. Totals		.293	191	717	110	210	31	12	19	96	3	5	6	67	122	19	6	.356	.449	.805

COTTAM, Kole Warren

C

HT: 6-3; **WT:** 220; **BATS:** Right; **THROWS:** Right; **BORN:** 5/30/1997 in Memphis, TN; **RESIDES:** Knoxville, TN; **SIGNED BY:** John Pyle; **ACQUIRED:** Red Sox 4th pick (4th round, 130th overall) in the 2018 June Draft.

CAREER: Has made 100 starts at catcher and 5 at 1B...Has thrown out 22 of 115 (19.1%) runners attempting to steal...**2019:** Hit .300 in June (18-for-60) and .322 in July (19-for-59)...**PERSONAL:** As a junior for the University of Kentucky in 2018, led the team with a .352 AVG and 19 HR...Earned SEC First-Year Academic Honor Roll in 2016, as well as SEC Academic Honor Roll in 2017 and 2018...Played for Yarmouth-Dennis of the Cape Cod League in 2017...Graduated from Knoxville Catholic High School.

YEAR	CLUB	AVG	G	AB	R	H	2B	3B	HR	RBI	SH	SF	HB	BB	SO	SB	CS	OBP	SLG	OPS
2018	Lowell	.242	31	120	9	29	8	1	3	24	0	2	2	5	27	2	1	.279	.400	.679
	Greenville	.000	1	3	0	0	0	0	0	0	0	0	1	0	1	0	0	.250	.000	.250
2019	Greenville	.255	76	263	42	67	21	1	6	34	0	1	8	44	78	0	0	.377	.411	.787
	Salem	.256	11	39	5	10	4	0	2	10	0	2	0	1	11	0	1	.262	.513	.775
Minor League Totals		.249	119	425	56	106	33	2	11	68	0	5	11	50	117	2	2	.340	.414	.754

Player Development

Minor League Players, Continued

CRAWFORD, Kutter Martin

RHP

HT: 6-1; **WT:** 192; **BATS:** Right; **THROWS:** Right; **BORN:** 4/1/1996 in Stuart, FL; **RESIDES:** Okeechobee, FL; **SIGNED BY:** Willie Romay; **ACQUIRED:** Red Sox 16th pick (16th round, 491st overall) in the 2017 June Draft.

CAREER: Entered the 2019 season ranked by *Baseball America* as the Red Sox' No. 22 prospect...Named a mid-season All-Star in 2018 (South Atlantic League) and 2019 (Carolina League)...In 2018, led Red Sox minor leaguers with 157 SO and ranked 3rd with a 3.26 ERA (52 ER/143.2 IP)...**2019:** Named a Carolina League mid-season All-Star...Began the season at High-A Salem, where he posted a 1.96 ERA (5 ER/23.0 IP) in 5 April starts...Struck out a season-high 11 over 6.1 IP on 5/8 vs. Wilmington...Assigned to Double-A Portland on 6/20 and spent the remainder of the season with the Sea Dogs...On the IL from 7/16-8/13 and 8/15-9/11 with a right forearm strain...**PERSONAL:** Played baseball at Indian River State College (2015-16) and Florida Gulf Coast University (2017)...Selected to the All-Atlantic Sun Conference First Team in 2017...Ranked 8th in the NCAA with a 1.71 ERA (2nd lowest in school single-season history)...His 99 SO were the most by any FGCU pitcher since Chris Sale (104 in 2009 and 146 in 2010)...Held opponents to a team-best .194 AVG, the 3rd-best mark in FGCU single-season history...Graduated from Okeechobee (FL) High School.

YEAR	CLUB	W-L	ERA	G-GS	CG-SHO	SV	IP	H	R	ER	HR	HB	BB	SO	SO/9	WHIP	AVG
2017	Lowell	0-0	0.00	1-1	0-0	0	1.0	1	0	0	0	0	1	2	18.00	2.00	.250
2018	Greenville	5-4	2.96	21-21	0-0	0	112.1	104	45	37	6	7	34	120	9.61	1.23	.243
	Salem	2-3	4.31	6-6	0-0	0	31.1	28	15	15	0	2	14	37	10.63	1.34	.239
2019	Salem	4-5	3.39	14-14	1-0	0	69.0	68	29	26	5	5	30	77	10.04	1.42	.262
	Portland	1-3	4.19	5-5	0-0	0	19.1	19	10	9	2	0	15	23	10.71	1.76	.271
Minor League Totals		12-15	3.36	47-47	1-0	0	233.0	220	99	87	13	14	94	259	10.00	1.35	.250

CUBILLAN, Ricardo Higinio Hilario

INF

HT: 6-0; **WT:** 155; **BATS:** Right; **THROWS:** Right; **BORN:** 2/1/1998 in Turmero, Aragua, VZ; **RESIDES:** Turmero, Aragua, VZ; **SIGNED BY:** Rolando Pino and Alex Requena; **ACQUIRED:** Signed as an international free agent, 8/29/2014.

CAREER: Has appeared defensively at SS (111 G, 101 GS), 1B (36, 30), 2B (29, 27), and 3B (14, 12)...Walked 4 times and stole 5 bases on 7/11/16 vs. the DSL Dodgers...**2019:** Played 1B (18 games), SS (12), 2B (3), and 3B (2) across 3 levels...Hit safely in 7 consecutive games from 6/17-26 (.400 AVG, 10-for-25)...On the injured list from 8/1-31 (left quadriceps strain).

YEAR	CLUB	AVG	G	AB	R	H	2B	3B	HR	RBI	SH	SF	HB	BB	SO	SB	CS	OBP	SLG	OPS
2016	GCL Red Sox	.000	2	6	2	0	0	0	0	1	0	0	2	2	0	0	0	.250	.000	.250
	DSL Red Sox1	.231	50	160	40	37	6	2	0	17	3	3	2	38	21	13	3	.379	.294	.673
2017	GCL Red Sox	.271	34	96	21	26	0	0	0	11	4	0	0	30	20	6	1	.444	.271	.715
2018	Greenville	.214	27	84	10	18	1	1	0	6	2	0	2	12	22	3	4	.327	.250	.577
	GCL Red Sox	.218	46	147	18	32	3	1	0	16	7	1	3	29	25	3	1	.356	.252	.607
2019	Portland	.286	5	14	1	4	0	0	0	0	0	0	0	3	6	0	0	.412	.286	.697
	Lowell	.288	27	73	17	21	3	2	0	10	2	2	2	17	11	4	3	.426	.384	.809
	Greenville	.100	3	10	1	1	0	0	0	0	0	0	0	1	3	0	0	.182	.100	.282
Minor League Totals		.236	194	590	110	139	13	6	0	61	18	6	9	132	110	29	13	.380	.278	.658

CURCIO, Keith Christopher

OF

HT: 5-10; **WT:** 185; **BATS:** Left; **THROWS:** Right; **BORN:** 12/28/1992 in Sarasota, FL; **RESIDES:** Sarasota, FL; **ACQUIRED:** Signed as minor league free agent, 11/30/2018.

CAREER: In 2016, led High-A Carolina in runs (67), hits (124), doubles (29), triples (8), and steals (24)...Named Carolina League Player of the Week for 6/8-14 in 2015...**2019:** Split the season between Double-A Portland and High-A Salem...Missed time during 3 IL stints: 4/4-13 (right foot sprain), 5/4-15 (left foot contusion), and 7/14-21 (neck strain)...In 31 games from 8/1 through the end of the season, hit .322 (37-for-115, 8 2B, 3B, HR, 8 RBI)...Hit .367 (22-for-60) vs. LHP with Salem.

YEAR	CLUB	AVG	G	AB	R	H	2B	3B	HR	RBI	SH	SF	HB	BB	SO	SB	CS	OBP	SLG	OPS
2014	Danville	.259	8	27	6	7	2	0	0	4	0	1	0	3	5	1	0	.323	.333	.656
	Rome	.316	8	19	4	6	2	0	1	5	2	0	3	0	2	0	1	.409	.579	.988
2015	Rome	.342	32	117	23	40	6	5	0	19	0	3	3	14	12	4	1	.416	.479	.895
	Carolina	.241	101	382	43	92	14	5	4	38	6	4	4	29	61	20	10	.298	.335	.633
2016	Carolina	.271	124	458	67	124	29	8	3	54	4	7	7	54	64	24	6	.352	.389	.741
2017	Mississippi	.219	120	401	44	88	14	6	4	21	3	4	1	43	67	10	5	.294	.314	.608
2018	Did Not Play																			
2019	Portland	.227	29	97	11	22	5	0	2	6	0	0	1	4	22	4	0	.265	.340	.605
	Salem	.291	70	251	42	73	20	4	1	19	1	3	1	26	46	7	1	.356	.414	.770
Minor League Totals		.258	492	1752	240	452	92	28	15	166	16	22	20	173	279	70	24	.328	.368	.696

D'ALESSANDRO, Dominic Michael (Dom)

1B

HT: 6-1; **WT:** 223; **BATS:** Right; **THROWS:** Right; **BORN:** 10/20/1996 in Voorhees, NJ; **RESIDES:** Glassboro, NJ; **SIGNED BY:** Reed Gragnani; **ACQUIRED:** Red Sox 22nd pick (22nd round, 677th overall) in the 2019 June Draft.

2019: Spent all of his 1st professional season with the GCL Red Sox...Ranked 4th in the GCL with a .421 OBP...Ranked among team leaders in BB (1st, 27), hits (T-1st, 38), RBI (T-2nd, 20), and HR (3rd, 3)...Hit .325 in 23 games from the beginning of the season through 8/6 (25-for-77, 14 R, 4 2B, 3 HR, 15 RBI, 20 BB)...**PERSONAL:** Played at George Washington University...In 2019, named to the All-Atlantic 10 First Team at 1B and the conference's Second Team at DH...Became the 1st player in Atlantic 10 history to be named to 2 All-Conference teams in the same season after winning the batting title with a .423 AVG (88-for-208) and leading his team in hits (88), HR (13), OBP (.506), and SLG (.668).

YEAR	CLUB	AVG	G	AB	R	H	2B	3B	HR	RBI	SH	SF	HB	BB	SO	SB	CS	OBP	SLG	OPS
2019	GCL Red Sox	.292	39	130	18	38	5	1	3	20	5	0	2	27	36	0	0	.421	.415	.837

Minor League Players, Continued

DALTON, John Wilson (Wil)

OF

HT: 6-0; **WT:** 190; **BATS:** Right; **THROWS:** Right; **BORN:** 8/27/1997 in Mount Juliet, TN; **RESIDES:** Mount Juliet, TN; **SIGNED BY:** Stephen Hargett; **ACQUIRED:** Red Sox 8th pick (8th round, 257th overall) in the 2019 June Draft.

2019: Appeared at each OF position, seeing time in LF (18 games), RF (16 G), and CF (3 G)...**PERSONAL:** Played 2 seasons at the University of Florida following his freshman year at Columbia State Community College in 2017...Named to the 2019 NCAA Lubbock All-Regional Team...In 2018, named to the All-Southeastern Conference Second Team and Gainesville Regional All-Tournament Team...Participated in the 2018 College Home Run Derby...Graduated from Summit High School.

YEAR	CLUB	AVG	G	AB	R	H	2B	3B	HR	RBI	SH	SF	HB	BB	SO	SB	CS	OBP	SLG	OPS
2019	Lowell	.203	37	118	19	24	3	3	2	15	1	1	5	14	43	2	.312	.331	.642	

DAVIS, Joseph Erwin (Joe)

1B

HT: 6-0; **WT:** 230; **BATS:** Right; **THROWS:** Right; **BORN:** 10/31/1996 in Austin, TX; **RESIDES:** Austin, TX; **SIGNED BY:** Tim Collinsworth; **ACQUIRED:** Red Sox 19th pick (19th round, 587th overall) in the 2019 June Draft.

2019: Spent all of his 1st professional season with Short-A Lowell...Selected as a New York-Penn League mid-season All-Star, starting the game at 1B...Led the Spinners with 28 RBI and ranked among team leaders in total bases (3rd, 65), HR (3rd, 5), and hits (T-3rd, 41)...Recorded a season-best 5 RBI on 7/1 vs. Vermont...Hit a walk-off solo HR in the 9th inning of Game 2 of the NYPL Semi-Final Series vs. Batavia...On the injured list from 7/12-21 (abdomen strain)...**PERSONAL:** Played 4 seasons at the University of Houston...Holds the program record for HR (53), RBI (223), XBH (107), and total bases (503), as well as the American Athletic Conference's records in hits (288), HR, RBI, 2B (53), and total bases...Named to the 2019 AAC Second Team as a 1B...Selected by Tampa Bay in the 16th round of the 2015 June Draft (did not sign)...Graduated from Austin Bowie High School.

YEAR	CLUB	AVG	G	AB	R	H	2B	3B	HR	RBI	SH	SF	HB	BB	SO	SB	CS	OBP	SLG	OPS
2019	Lowell	.281	40	146	18	41	9	0	5	28	0	4	4	6	25	0	.319	.445	.764	

DECARLO, Joseph Thomas

C/3B/1B

HT: 5-10; **WT:** 210; **BATS:** Right; **THROWS:** Right; **BORN:** 9/13/1993 in Newark, DE; **RESIDES:** Glen Mills, PA; **SIGNED BY:** Mike Moriarty (Mariners); **ACQUIRED:** Signed as a minor league free agent, 11/18/2019.

CAREER: Spent his first 8 professional seasons in the SEA system (2012-19)...Has appeared defensively at 3B (374 games), C (136 G), 1B (41 G), and 2B (1 G)...Has thrown out 38 of 140 (27.1%) attempted base stealers...Finished 2015 tied for the Midwest League lead in hits (78) and ranked 3rd in the league in HBP (18)...**2019:** Played in 52 games for Double-A Arkansas...Recorded a season-high 4 RBI on 6/20 at Midland...**PERSONAL:** Graduated from Garnet Valley (PA) High School.

YEAR	CLUB	AVG	G	AB	R	H	2B	3B	HR	RBI	SH	SF	HB	BB	SO	SB	CS	OBP	SLG	OPS
2012	AZL Mariners	.236	53	182	29	43	12	3	4	31	0	2	8	31	47	0	.2	.368	.401	.769
2013	Pulaski	.250	27	96	18	24	4	0	4	15	0	0	1	17	42	0	1	.368	.417	.785
2014	Clinton	.246	80	268	29	66	19	1	5	42	1	3	9	36	84	0	1	.351	.381	.732
	AZL Mariners	.500	1	2	1	1	0	0	0	0	0	0	0	0	0	0	0	.500	.500	1.000
	Everett	.222	3	9	2	2	1	0	0	1	0	0	1	1	5	0	0	.364	.333	.697
2015	Clinton	.203	115	384	47	78	16	2	10	37	0	5	18	70	123	2	1	.348	.333	.681
2016	Bakersfield	.265	105	377	58	100	21	4	14	54	0	1	11	59	110	1	0	.379	.454	.833
2017	Modesto	.240	96	325	45	78	14	2	13	46	0	2	12	42	99	1	2	.346	.415	.762
2018	Arkansas	.246	58	207	39	51	16	0	8	30	0	0	7	22	53	0	0	.339	.440	.779
2019	Arkansas	.170	52	171	17	29	4	0	1	14	0	2	4	21	65	0	0	.273	.211	.483
	AZL Mariners	.125	2	8	0	1	0	0	0	0	0	0	0	2	0	0	0	.125	.125	.250
Minor League Totals		.233	592	2029	285	473	107	12	59	270	1	15	71	299	630	4	7	.349	.385	.734

DE JESUS, Enmanuel Jose

LHP

HT: 6-3; **WT:** 190; **BATS:** Left; **THROWS:** Left; **BORN:** 12/10/1996 in Valencia, Carabobo, VZ; **RESIDES:** Valencia, Carabobo, VZ; **SIGNED BY:** Eddie Romero and Angel Escobar; **ACQUIRED:** Signed as international free agent, 7/2/2013.

CAREER: Named South Atlantic League Pitcher of the Week for 7/15-22 in 2018 after logging 7.2 no-hit innings on 7/19 at Asheville...Following the 2017 season, made 4 relief appearances for Magallanes in the Venezuelan Winter League...Earned the win in relief against the GCL Cardinals in the league's postseason semifinals on 8/30/15 (4.1 IP)...**2019:** Spent the entire season with High-A Salem...Ranked among team leaders in strikeouts (1st, 122), wins (T-1st, 9), innings (2nd, 130.2), and starts (3rd, 24)...Ranked among Red Sox minor leaguers in wins (T-2nd) and strikeouts (4th)...Tossed 6.0+ innings in 11 of his starts...On the IL from 5/8-16 (left groin strain)...Named Carolina League Pitcher of the Week for 6/24-30, recording 10 SO with 0 ER over 7.0 IP on 6/24 vs. Fayetteville and 3 SO with 1 ER over 5.2 IP on 6/29 vs. Winston-Salem...Posted a 2.79 ERA (21 ER/67.2 IP) in 12 starts in the 2nd half, going 3-0 with a 1.14 ERA (3 ER/23.2 IP) over his final 4 outings.

YEAR	CLUB	W-L	ERA	G-GS	CG-SHO	SV	IP	H	R	ER	HR	HB	BB	SO	SO/9	WHIP	AVG
2014	DSL Red Sox	5-5	3.15	14-14	0-0	0	60.0	55	28	21	2	7	18	55	8.25	1.22	.239
2015	GCL Red Sox	6-2	1.66	10-4	0-0	0	43.1	34	11	8	2	5	29	6.02	0.99	.213	
	Lowell	0-0	2.70	1-0	0-0	0	3.1	1	2	1	0	1	1	2	5.40	0.60	.083
2016	Lowell	2-1	2.42	4-4	0-0	0	22.1	16	7	6	0	1	11	16	6.45	1.21	.205
	Greenville	2-4	5.96	10-10	0-0	0	45.1	56	33	30	8	1	20	30	5.96	1.68	.313
2017	Lowell	3-3	3.40	12-12	0-0	0	53.0	62	27	20	2	2	20	45	7.64	1.55	.290
	Greenville	0-1	6.17	2-2	0-0	0	11.2	16	8	8	0	3	0	10	7.71	1.37	.348
2018	Greenville	8-5	3.93	22-17	2-1	1	112.1	103	56	49	12	9	29	117	9.37	1.18	.239
	Salem	0-2	11.17	3-2	0-0	0	9.2	20	12	12	0	2	3	8	7.44	2.38	.435
2019	Salem	9-9	3.58	24-24	1-0	0	130.2	140	66	52	5	10	42	122	8.4	1.39	.275
Minor League Totals		35-32	3.79	102-89	3-1	1	491.2	503	250	207	31	41	153	434	7.94	1.33	.264

Player Development

Minor League Players, Continued

DE LA ROSA, Osvaldo Valentin

RHP

HT: 6-4; **WT:** 210; **BATS:** Right; **THROWS:** Right; **BORN:** 10/28/1997 in Banica, Elias Piña, DR; **RESIDES:** Banica, Elias Piña, DR; **SIGNED BY:** Manny Nanita and Rolando Pino; **ACQUIRED:** Signed as international free agent, 3/26/2018.

CAREER: Each of his 36 career appearances have come in relief, with 27 being scoreless...**2019:** Held opponents to a .138 AVG with RISP (4-for-29) and a .128 AVG with runners on (6-for-47)...Posted a 1.23 ERA (2 ER/14.2 IP) in 9 outings from 8/1 through the end of the season, and did not allow a run in his final 4 appearances (7.2 IP, 10 SO).

YEAR	CLUB	W-L	ERA	G-GS	CG-SHO	SV	IP	H	R	ER	HR	HB	BB	SO	SO/9	WHIP	AVG
2018	DSL Red Sox1	1-2	1.63	19-0	0-0	4	27.2	20	7	5	0	4	8	36	11.71	1.01	.204
2019	Lowell	5-1	1.75	17-0	0-0	3	25.2	16	5	5	2	2	12	27	9.47	1.09	.180
Minor League Totals		6-3	1.69	36-0	0-0	7	53.1	36	12	10	2	6	20	63	10.63	1.05	.193

DEARDEN, Tyler William

OF

HT: 6-2; **WT:** 185; **BATS:** Left; **THROWS:** Right; **BORN:** 7/6/1998 in Willingboro, NJ; **RESIDES:** Lambertton, NJ; **SIGNED BY:** Ray Fagnant; **ACQUIRED:** Red Sox 29th pick (29th round, 881st overall) in the 2017 June Draft.

CAREER: Has played LF (73 G, 70 GS) and RF (36 GS) during his professional career...Named a 2018 New York-Penn League mid-season All-Star...**2019:** Set career highs in games (60), AB (208), and BB (16), matching his career high with 4 HR...

PERSONAL: Attended Rancocas Valley Regional (NJ) High School.

YEAR	CLUB	AVG	G	AB	R	H	2B	3B	HR	RBI	SH	SF	HB	BB	SO	SB	CS	OBP	SLG	OPS
2017	GCL Red Sox	.257	28	74	9	19	5	0	2	15	1	0	5	14	28	1	1	.409	.405	.814
2018	Lowell	.306	47	170	30	52	12	1	4	23	0	1	4	12	60	0	1	.364	.459	.822
2019	Greenville	.202	60	208	18	42	7	2	4	21	5	2	3	16	80	0	0	.269	.313	.581
Minor League Totals		.250	135	452	57	113	24	3	10	59	6	6	12	42	168	1	2	.329	.383	.712

DECKER, Nicholas David (Nick)

OF

HT: 6-0; **WT:** 200; **BATS:** Left; **THROWS:** Left; **BORN:** 10/2/1999 in Philadelphia, PA; **RESIDES:** Sououthampton, NJ; **SIGNED BY:** Ray Fagnant; **ACQUIRED:** Red Sox 2nd pick (2nd round, 64th overall) in the 2018 June Draft.

CAREER: Enters the 2020 season ranked by *Baseball America* as the Red Sox' No. 21 prospect, after entering 2019 at No. 16...**2019:** Recorded 13 RBI in 20 games during July...On the IL from 4/5-22 (right ankle contusion) and 5/25-6/4 (right hamstring strain)...**PERSONAL:** Named the 2018 Gatorade New Jersey Baseball Player of the Year, Seneca High School's 1st player to receive the honor in program history...Batted .492 (29-for-59) with 7 HR as a senior in 2018...Logged 6.0 scoreless IP in the 2018 South Jersey Group 3 championship, his 1st start of the season, as Seneca secured its 1st title in 7 years...Played in the 2017 Perfect Game All-American Classic in Petco Park.

YEAR	CLUB	AVG	G	AB	R	H	2B	3B	HR	RBI	SH	SF	HB	BB	SO	SB	CS	OBP	SLG	OPS
2018	GCL Red Sox	.250	2	4	1	1	1	0	0	0	0	0	0	1	1	0	0	.400	.500	.900
2019	Lowell	.247	53	170	23	42	10	5	6	25	0	3	1	21	59	4	5	.328	.471	.799
Minor League Totals		.247	55	174	24	43	11	5	6	25	0	3	1	22	60	4	5	.330	.471	.801

DEMCHAK, Alexander (Alex)

LHP

HT: 6-1; **WT:** 220; **BATS:** Left; **THROWS:** Left; **BORN:** 1/16/1995 in Boca Raton, FL; **RESIDES:** Boca Raton, FL; **ACQUIRED:** Signed as non-drafted free agent, 8/15/2018.

CAREER: Has appeared exclusively in relief during his professional career...Has limited LHH to a .203 AVG (12-for-59)...Played independent ball in 2017 and 2018 for the Sussex County Miners of the Can-Am League...**2019:** Held opponents to a .178 AVG in 22 appearances for Single-A Greenville, the 2nd-best mark among Drive pitchers...Did not allow a run in each of his first 6 appearances (10.2 IP), all with Greenville...Made 7 appearances for High-A Salem from 4/29-6/16...On the IL from 5/20-6/6 (back strain)...In 13 outings from 7/5 through the end of the season for Greenville, posted a 1.35 ERA (4 ER/26.2 IP) with 31 SO and 10 BB...**PERSONAL:** Played at Florida International University in 2016 and 2017 following a season at St. Petersburg College...Graduated from Spanish River High School in Boca Raton, FL.

YEAR	CLUB	W-L	ERA	G-GS	CG-SHO	SV	IP	H	R	ER	HR	HB	BB	SO	SO/9	WHIP	AVG
2017	Sussex County (IND)	0-1	3.94	31-0	0-0	1	29.2	29	15	13	4	1	13	24	7.28	1.42	-
2018	Sussex County (IND)	2-1	1.72	30-0	0-0	10	31.1	27	9	6	0	2	10	35	10.05	1.18	-
	Lowell	0-1	6.00	5-0	0-0	0	6.0	9	6	4	1	2	3	6	9.00	2.00	.346
2019	Greenville	3-1	1.98	22-0	0-0	3	41.0	26	9	9	2	1	14	50	10.98	0.98	.178
	Salem	1-1	6.57	7-0	0-0	0	12.1	19	13	9	1	1	7	13	9.49	2.11	.352
Minor League Totals		4-3	3.34	34-0	0-0	3	59.1	54	28	22	4	4	24	69	10.47	1.31	.239
Independent Lg. Totals		2-2	2.80	61-0	0-0	11	61.0	56	16	19	4	3	23	59	8.70	1.30	-

DIAZ, Danny David

3B

HT: 6-1; **WT:** 170; **BATS:** Right; **THROWS:** Right; **BORN:** 1/2/2001 in El Tigre, Anzoategui, VZ; **RESIDES:** El Tigre, Anzoategui, VZ; **SIGNED BY:** Ernesto Gomez and Rolando Pino; **ACQUIRED:** Signed as international free agent, 7/3/2017.

CAREER: Entered the 2019 season ranked by *Baseball America* as the Red Sox No. 13 prospect...In 2018, led the DSL Red Sox2 with 6 HR...**2019:** Primarily played 3B (31 games) while also making 1 start at 1B...Began the season with the GCL Red Sox...From 8/9 through the end of the season played for the DSL Red Sox2, batting .316 (12-for-38) over 12 games.

YEAR	CLUB	AVG	G	AB	R	H	2B	3B	HR	RBI	SH	SF	HB	BB	SO	SB	CS	OBP	SLG	OPS
2018	DSL Red Sox2	.238	26	105	17	25	7	0	6	27	0	1	2	5	27	0	3	.283	.476	.759
2019	GCL Red Sox	.210	26	105	15	22	11	0	1	12	0	1	2	5	30	0	0	.257	.343	.599
	DSL Red Sox2	.316	12	38	3	12	4	0	1	2	0	0	3	2	7	1	0	.395	.500	.895
Minor League Totals		.238	64	248	35	59	22	0	8	41	0	2	7	12	64	1	3	.290	.423	.713

Minor League Players, Continued

DIAZ, Jhonathan Alexander

LHP

HT: 6-0; **WT:** 170; **BATS:** Left; **THROWS:** Left; **BORN:** 9/13/1996 in Valencia, Carabobo, VZ; **RESIDES:** Valencia, Carabobo, VZ; **SIGNED BY:** Eddie Romero and Angel Escobar; **ACQUIRED:** Signed as international free agent, 7/2/2013.

CAREER: Has made a career-high 27 starts in each of the last 2 seasons (2018-19)...In 2018, ranked T-1st in the South Atlantic League with 147 SO and 11 wins...Among Red Sox minor leaguers in 2018, ranked 2nd in ERA (3.09), T-2nd in wins (11), and 2nd in strikeouts (151)...Named Red Sox Minor League Starting Pitcher of the Month for August/September 2018... In 2016, led the Gulf Coast League in starts (12)...Missed the entire 2015 season, recovering from right knee surgery...**2019:** Spent the entire season with High-A Salem...Ranked among Carolina League leaders in starts (1st, 27), strikeouts (4th, 118), ERA (7th, 3.86), and innings (8th, 128.1)...Was 7-2 with a 1.62 ERA (14 ER/78.0 IP) in 14 starts during the 2nd half after going 2-6 with a 7.33 ERA (41 ER/50.1 IP) in 13 starts in the 1st half.

YEAR	CLUB	W-L	ERA	G-GS	CG-SHO	SV	IP	H	R	ER	HR	HB	BB	SO	SO/9	WHIP	AVG
2014	DSL Red Sox	6-2	1.63	14-14	0-0	0	66.1	46	15	12	1	3	16	54	7.33	0.93	.197
2015							Did Not Pitch										
2016	GCL Red Sox	4-4	2.85	13-12	0-0	0	60.0	52	28	19	2	4	18	57	8.55	1.17	.235
2017	Greenville	6-6	4.57	18-18	0-0	0	88.2	101	57	45	4	8	28	80	8.12	1.45	.289
2018	Greenville	11-8	3.00	26-26	1-0	0	153.0	123	60	51	6	16	39	147	8.65	1.06	.223
	Salem	0-1	6.23	1-1	0-0	0	4.1	7	3	3	1	1	2	4	8.31	2.08	.368
2019	Salem	9-8	3.86	27-27	0-0	0	128.1	121	63	55	6	19	54	118	8.28	1.36	.249
Minor League Totals		36-29	3.33	99-98	1-0	0	500.2	450	226	185	20	51	157	460	8.27	1.21	.242

DIAZ, Jonathan Merced

C

HT: 5-11; **WT:** 170; **BATS:** Left; **THROWS:** Right; **BORN:** 7/7/1999 in Santo Domingo Centro, Santo Domingo, DR; **RESIDES:** Santo Domingo Centro, Santo Domingo, DR; **SIGNED BY:** Eddie Romero and Manny Nanita; **ACQUIRED:** Signed as an international free agent, 7/2/2017.

CAREER: Has thrown out 25 of 64 (39.1%) attempted base stealers, over 44 starts at catcher...**2019:** Spent the entire season with Short-A Lowell...Played a career-high 29 games...Hit 8 2B after collecting 8 over his first 2 seasons combined.

YEAR	CLUB	AVG	G	AB	R	H	2B	3B	HR	RBI	SH	SF	HB	BB	SO	SB	CS	OBP	SLG	OPS
2017	DSL Red Sox	.270	19	63	8	17	4	0	2	10	0	0	0	6	13	1	2	.333	.429	.762
2018	GCL Red Sox	.261	27	92	6	24	4	3	1	14	0	1	0	8	23	0	0	.317	.402	.719
2019	Lowell	.243	29	103	15	25	8	3	1	7	0	0	1	9	32	2	1	.310	.408	.718
Minor League Totals		.256	75	258	29	66	16	6	4	31	0	1	1	23	68	3	3	.318	.411	.729

DOWNS, Jerry Darren

1B

HT: 6-2; **WT:** 215; **BATS:** Left; **THROWS:** Left; **BORN:** 12/22/1993 in San Andres, Colombia; **RESIDES:** Miami, FL; **SIGNED BY:** Willie Romay; **ACQUIRED:** Red Sox 14th pick (15th round, 441st overall) in the 2015 June Draft.

CAREER: Named a 2018 Carolina League mid-season All-Star...Earned Carolina League Player of the Week honors for 7/23-29/18...In the 2015 Gulf Coast League playoffs, recorded a 9th-inning RBI single to tie Game 1 of the finals and had the only RBI in the Sox' 1-0 Game 2 win that clinched the league title...**2019:** Began the season with High-A Salem before playing 55 games for Double-A Portland, his most advanced professional level...Posted a .998 fielding percentage (1 E/411 TC) between the 2 levels, exclusively playing 1B...On the IL from 5/27-6/3 (right foot contusion) and 7/24-8/12 (right ankle sprain)...**PERSONAL:** Played 3 seasons at St. Thomas University (FL)...Hit .349 with 9 HR and 56 RBI as a junior in 2015... Hit .360 with 2 HR in the NAIA World Series, leading the Bobcats to a runner-up finish...Graduated from St. Brendan (FL) High School...His brother, Jeter, was acquired by the Red Sox from the Dodgers on 2/10/20.

YEAR	CLUB	AVG	G	AB	R	H	2B	3B	HR	RBI	SH	SF	HB	BB	SO	SB	CS	OBP	SLG	OPS
2015	GCL Red Sox	.275	42	131	23	36	8	0	2	24	0	3	6	23	27	5	2	.399	.382	.781
	Greenville	.250	1	4	0	1	0	0	0	0	0	0	0	1	0	0	0	.250	.250	.500
2016	Lowell	.261	45	157	18	41	9	0	5	24	0	1	5	17	30	2	1	.350	.414	.764
2017	GCL Red Sox	.188	11	32	7	6	3	0	0	3	0	2	6	3	8	0	0	.349	.281	.630
	Greenville	.274	34	117	16	32	9	1	3	17	0	1	7	11	33	1	0	.368	.444	.812
2018	Salem	.233	116	407	50	95	15	2	15	52	1	3	26	34	92	3	4	.330	.391	.720
2019	Salem	.143	23	77	7	11	4	0	0	1	0	0	2	6	18	0	0	.224	.195	.418
	Portland	.176	55	153	10	27	9	0	2	14	2	1	7	13	57	0	0	.270	.275	.545
Minor League Totals		.231	327	1078	131	249	57	3	27	135	3	11	59	107	266	11	7	.331	.365	.695

DUKE, Mason Robert

RHP

HT: 5-10; **WT:** 210; **BATS:** Right; **THROWS:** Right; **BORN:** 10/21/1996 in Birmingham, AL; **RESIDES:** Hoover, AL; **SIGNED BY:** Stephen Hargett; **ACQUIRED:** Signed as a non-drafted free agent, 6/25/19.

2019: Spent his entire 1st professional season with the GCL Red Sox, appearing exclusively in relief...Tossed 7 scoreless outings...8 of his appearances were 2.0+ IP...**PERSONAL:** Played at the University of Tampa (2019), University of Alabama (2018), and Shelton State Community College (2016-17)...As a senior at Tampa, was selected to the All-Sunshine State Conference 2nd Team after going 9-0 with a 2.59 ERA (29 ER/100.2 IP) in 17 starts...Graduated from Spain Park High School.

YEAR	CLUB	W-L	ERA	G-GS	CG-SHO	SV	IP	H	R	ER	HR	HB	BB	SO	SO/9	WHIP	AVG
2019	GCL Red Sox	2-1	2.82	13-0	0-0	0	22.1	25	8	7	1	0	5	17	6.85	1.34	.281

Player Development

Minor League Players, Continued

ENCARNACIÓN, Juan Daniel

RHP

HT: 6-2; **WT:** 170; **BATS:** Right; **THROWS:** Right; **BORN:** 3/30/2001 in San Pedro de Macoris, DR; **RESIDES:** San Pedro de Macoris, DR; **SIGNED BY:** Manny Nanita and Todd Claus; **ACQUIRED:** Signed as international free agent, 9/3/2018.

CAREER: Made a team-high 14 starts for the DSL Red Sox2 during his 1st professional season, tied for the 5th-most in the DSL...Also led the team with 49 SO and ranked 2nd with 56.0 IP...Allowed 2 ER or fewer in 10 of his outings...Tossed a season-high 5.0 IP 3 times, including 5.0 scoreless IP on 8/19 at the DSL Pirates1.

YEAR	CLUB	W-L	ERA	G-GS	CG-SHO	SV	IP	H	R	ER	HR	HB	BB	SO	SO/9	WHIP	AVG
2019	DSL Red Sox2	0-5	3.86	14-14	0-0	0	56.0	52	29	24	1	7	24	49	7.86	1.36	.257

ERRO, Alex Lee

INF

HT: 5-10; **WT:** 180; **BATS:** Switch; **THROWS:** Right; **BORN:** 12/5/1997 in Evanston, IL; **RESIDES:** Miami, FL; **SIGNED BY:** Todd Gold; **ACQUIRED:** Red Sox 17th pick (17th round, 527th overall) in the 2019 June Draft.

2019: Played 3B (23 games), 2B (16), and 1B (1) during his 1st professional season, all with Short-A Lowell...Among Spinners with 100+ AB, ranked 3rd with a .277 AVG (39-for-141)...Hit .305 (36-for-118) vs. LHP...**PERSONAL:** Played at Northwestern University (2017-19)...Named First-Team All-Big Ten as a junior...Led the team with 68 hits and 96 total bases while batting .322 (68-for-211)...Played in each game his sophomore and junior seasons as an infielder, starting in all but 1...As a freshman, had a 17-game hitting streak, the longest by a Northwestern player since 2008...Graduated from Gulliver Preparatory School.

YEAR	CLUB	AVG	G	AB	R	H	2B	3B	HR	RBI	SH	SF	HB	BB	SO	SB	CS	OBP	SLG	OPS
2019	Lowell	.277	43	141	16	39	5	0	0	17	1	2	1	9	18	1	1	.320	.312	.632

ESPADÁ, Jose Manuel

RHP

HT: 6-0; **WT:** 170; **BATS:** Right; **THROWS:** Right; **BORN:** 2/22/1997 in Ponce, PR; **RESIDES:** Riverview, FL; **SIGNED BY:** Matt O'Brien (Blue Jays); **ACQUIRED:** Selected in the minor league phase of the 2019 Rule 5 Draft.

CAREER: Spent his first 5 professional seasons in Toronto's system after being selected in the 5th round of the 2015 June Draft...Named Northwest League Pitcher of the Week twice while pitching for Short-A Vancouver: 8/28-9/4 in 2017 and 7/23-29 in 2018...From 2015-18 was primarily a starter...**2019:** Missed the majority of the season due to an IL stint from 4/4-8/14 (right elbow strain)...7 of his 10 outings were scoreless...**PERSONAL:** Attended Jose Collazo Colon High School.

YEAR	CLUB	W-L	ERA	G-GS	CG-SHO	SV	IP	H	R	ER	HR	HB	BB	SO	SO/9	WHIP	AVG
2015	GCL Blue Jays	0-2	3.41	10-7	0-0	0	34.1	25	15	13	3	0	8	31	8.13	0.96	.198
2016	GCL Blue Jays	3-4	4.92	12-10	0-0	1	53.0	54	34	29	6	4	12	32	5.43	1.25	.262
2017	Vancouver	1-3	5.14	13-10	0-0	0	49.0	46	31	28	5	5	15	51	9.37	1.24	.249
2018	Vancouver	3-7	4.88	13-13	0-0	0	59.0	50	36	32	5	4	26	70	10.68	1.29	.224
2019	GCL Blue Jays	0-0	0.00	4-2	0-0	0	4.0	1	0	0	0	0	2	4	9.00	0.75	.091
	Lansing	0-0	4.70	6-0	0-0	0	7.2	7	5	4	2	1	1	9	10.57	1.04	.233
Minor League Totals		7-16	4.61	58-42	0-0	1	207.0	183	121	106	21	14	64	197	8.57	1.19	.234

ESPINAL, Raynel Joseph

RHP

HT: 6-3; **WT:** 215; **BATS:** Right; **THROWS:** Right; **BORN:** 10/6/1991 in Villa Gonzalez, DR; **RESIDES:** Villa Gonzalez, DR; **ACQUIRED:** Selected in the minor league phase of the 2019 Rule 5 Draft.

CAREER: Was in the Yankees' system from 2013-19...Selected as MiLB.com Fans' Choice for Best Relief Pitcher in the Eastern League in 2017 with Double-A Trenton...**2019:** Attended spring training as a non-roster invitee with the Yankees...Spent all season with Triple-A Scranton-Wilkes Barre...Set a career high in IP (75.0) and matched a career high with 12 starts (also 2018)...In 12 games (11 starts) from 5/5-7/7, was 5-4 with a 3.34 ERA (23 ER/62.0 IP) and a .239 opponent AVG (55-for-230)...On the injured list from 7/13-9/12 (right elbow inflammation).

YEAR	CLUB	W-L	ERA	G-GS	CG-SHO	SV	IP	H	R	ER	HR	HB	BB	SO	SO/9	WHIP	AVG
2013	DSL Yankees1	5-1	3.55	17-0	0-0	2	33.0	29	18	13	1	3	21	38	10.36	1.52	.234
2014	DSL Yankees1	2-2	3.54	20-0	0-0	12	28.0	22	11	11	1	4	6	41	13.18	1.00	.214
2015							Did Not Play										
2016	DSL Yankees2	0-2	3.60	4-4	0-0	0	15.0	22	10	6	0	2	3	11	6.60	1.67	.344
	GCL Yankees	0-4	4.26	6-4	0-0	0	31.2	35	21	15	2	3	0	30	8.53	1.11	.273
2016	Pulaski	1-3	4.12	4-4	0-0	0	19.2	17	11	9	2	2	5	20	9.15	1.12	.227
2016	Staten Island	0-1	14.73	2-0	0-0	0	3.2	8	6	6	2	0	1	4	9.92	2.45	.444
2017	Charleston	2-1	1.16	10-0	0-0	0	38.2	22	7	5	1	3	4	44	10.24	0.67	.161
	Tampa	0-1	1.69	8-1	0-0	1	16.0	9	3	3	1	2	3	21	11.81	0.75	.173
	Trenton	2-0	0.46	9-2	0-0	0	19.2	7	2	1	1	0	8	28	12.81	0.76	.104
2018	Scranton/WB	7-2	3.09	41-3	0-0	2	67.0	55	27	23	4	8	26	95	12.76	1.21	.222
2019	Scranton/WB	5-7	4.32	18-12	1-0	0	75.0	73	37	36	10	4	22	79	9.48	1.27	.259
Minor League Totals		24-24	3.32	139-30	1-0	17	347.1	299	153	128	25	31	99	411	10.65	1.15	.230

ESPLIN, Tyler Daniel

OF

HT: 6-4; **WT:** 225; **BATS:** Left; **THROWS:** Right; **BORN:** 7/6/1999 in Lake Forest, IL; **RESIDES:** Lake Bluff, IL; **SIGNED BY:** Stephen Hargett; **ACQUIRED:** Red Sox 7th pick (7th round, 221st overall) in the 2017 June Draft.

CAREER: Enters 2020 ranked by *Baseball America* as the Red Sox' No. 28 prospect...Has appeared in RF (133 games), LF (20), and CF (6) during his career, recording 9 OF assists and 2 DP...**2019:** Led High-A Salem in doubles (26) and ranked T-3rd in RBI (43)...On the IL from 6/14-29 (left shoulder strain)...In 23 games from 8/1 through the end of the season, hit .317 (26-for-82) with 2 HR and 9 RBI.

Minor League Players, Continued

YEAR	CLUB	AVG	G	AB	R	H	2B	3B	HR	RBI	SH	SF	HB	BB	SO	SB	CS	OBP	SLG	OPS
2017	GCL Red Sox	.271	22	85	16	23	4	0	2	11	0	0	2	7	26	1	0	.340	.388	.728
2018	Lowell	.217	52	184	18	40	7	4	3	24	0	1	0	23	53	5	2	.303	.348	.651
2019	Greenville	.253	100	387	52	98	26	3	5	43	1	4	4	40	107	6	3	.326	.375	.701
	Salem	.200	2	5	0	1	0	0	0	0	0	0	0	1	2	0	0	.333	.200	.533
Minor League Totals		.245	176	661	86	162	37	7	10	78	1	5	6	71	188	12	5	.322	.368	.689

FELIZ, Albert

1B/OF

HT: 6-2; **WT:** 200; **BATS:** Right; **THROWS:** Right; **BORN:** 4/13/2002 in Santo Domingo, DR; **RESIDES:** San Jose de Las Matas, Santiago, DR; **SIGNED BY:** Manny Nanita and Todd Claus; **ACQUIRED:** Signed as international free agent, 7/2/2018
2019: Split time between 1B (30 games) and LF (22 G) during his 1st professional season...Ranked T-7th in the DSL with 9 HR and T-6th with 47 RBI...Led the DSL Red Sox1 in doubles (15), HR, RBI, and games (66)...Also ranked among team leaders in total bases (2nd, 101) and hits (3rd, 59)...Hit 3 HR and had 6 RBI on 6/6 vs. the DSL Rays1...Was 1 of only 3 players in the DSL to hit 3 HR in a game in 2019, and was the Red Sox' 1st DSL player with a 3-HR game since at least 2006.

YEAR	CLUB	AVG	G	AB	R	H	2B	3B	HR	RBI	SH	SF	HB	BB	SO	SB	CS	OBP	SLG	OPS
2019	DSL Red Sox1	.250	66	236	29	59	15	0	9	47	0	4	3	23	76	3	3	.320	.428	.748

FELTMAN, Durbin Sanders

RHP

HT: 6-0; **WT:** 205; **BATS:** Right; **THROWS:** Right; **BORN:** 4/18/1997 in Houston, TX; **RESIDES:** Conroe, TX; **SIGNED BY:** Brandon Agamenzone ; **ACQUIRED:** Red Sox 3rd pick (3rd round, 100th overall) in the 2018 June Draft.

CAREER: Entered 2019 ranked by *Baseball America* as the Red Sox' No. 11 prospect, and as having the best fastball and best secondary pitch in the system...Posted a 1.93 ERA (5 ER/23.1 IP) with 36 SO and 5 BB in his pro debut (2018), striking out 3 batters over 1.0 IP on 4 occasions...Allowed 0 hits in his first 4 pro appearances (4.0 IP, 0 H, 0 BB, 7 SO) before being promoted to Single-A Greenville on 7/10/18...**2019:** Spent all season with Double-A Portland, his most advanced professional level...Made a team-leading 43 appearances, tied for the 11th-most in the Eastern League...Held RHH to a .198 AVG (17-for-86)...Posted a 1.96 ERA (5 ER/23.0 IP) in 18 appearances from 5/8-7/6...**PERSONAL:** Served as Texas Christian University's closer from 2016-18, tying the school's all-time saves record (32) and setting the single-season mark in 2017 (17)...Ranked by *Baseball America* as the No. 94 prospect available in the 2018 MLB Draft, and was named to the publication's All-American 3rd Team after averaging 15.9 SO/9.0 IP and posting a 0.74 ERA (2 ER/24.1 IP) with 43 SO and only 6 BB in 18 appearances...Named to the 2016 Big 12 All-Freshman Team, the 2017 Academic All-Big 12 1st Team, and 2018 All-Big 12 1st Team...Graduated from Oak Ridge High School.

YEAR	CLUB	W-L	ERA	G-GS	CG-SHO	SV	IP	H	R	ER	HR	HB	BB	SO	SO/9	WHIP	AVG
2018	Lowell	0-0	0.00	4-0	0-0	0	4.0	0	0	0	0	0	0	7	15.75	0.00	.000
	Greenville	0-1	2.57	7-0	0-0	3	7.0	6	3	2	0	0	1	14	18.00	1.00	.214
	Salem	1-0	2.19	11-0	0-0	1	12.1	12	3	3	0	1	4	15	10.95	1.30	.261
2019	Portland	2-3	5.26	43-0	0-0	5	51.1	42	31	30	8	2	31	54	9.47	1.42	.223
Minor League Totals		3-4	4.22	65-0	0-0	9	74.2	60	37	35	8	3	36	90	10.85	1.29	.218

FERNANDEZ, Ryan Austin

RHP

HT: 6-0; **WT:** 170; **BATS:** Right; **THROWS:** Right; **BORN:** 6/11/1998 in Tampa, FL; **RESIDES:** Tampa, FL; **SIGNED BY:** Stephen Hargett; **ACQUIRED:** Red Sox 23rd pick (23rd round, 700th overall) in the 2018 June Draft.

2019: Among Short-A Lowell pitchers with at least 15 appearances, had the 3rd-lowest ERA (2.49)...Allowed 5 ER on 8/29 vs. Tri-City, but in his other 16 outings he posted a 1.51 ERA (7 ER/41.2 IP)...**PERSONAL:** Pitched at Hillsborough Community College (Tampa, FL) in 2018...Graduated from Alonzo High School in Tampa.

YEAR	CLUB	W-L	ERA	G-GS	CG-SHO	SV	IP	H	R	ER	HR	HB	BB	SO	SO/9	WHIP	AVG
2018	GCL Red Sox	1-1	3.46	10-7	0-0	0	26.0	28	10	10	3	0	6	31	10.73	1.31	.269
2019	Lowell	4-1	2.49	17-1	0-0	4	43.1	30	15	12	2	0	11	38	7.89	0.95	.188
Minor League Totals		5-2	2.86	27-8	0-0	4	69.1	58	25	22	5	0	17	69	8.96	1.08	.220

FITZGERALD, Ryan

SS

HT: 6-0; **WT:** 185; **BATS:** Left; **THROWS:** Right; **BORN:** 6/17/1994 in Hinsdale, IL; **RESIDES:** Burr Ridge, IL; **ACQUIRED:** Signed as non-drafted free agent, 5/8/2018.

CAREER: Has played mostly SS (190 games) in his career, also seeing time at 2B (11 G), 3B (5 G), and 1B (1 G)...Played for the Gary SouthShore RailCats of the independent American Association in 2017...**2019:** Selected as both a Carolina League mid-season and post-season All-Star with High-A Salem...Named the 2019 Red Sox Minor League Defensive Player of the Year, posting a .960 fielding percentage (18 E/448 TC) in 108 starts at SS...Also made 8 starts at 2B and 5 at 3B...Played in a team-leading 127 games...Led the club in runs scored (63), hits (125), doubles (25), triples (7), and BB (51)...Ranked 2nd on the team in total bases (173), RBI (65), and SB (11)...Hit .315 (74-for-235) with 45 RBI in 65 games before the All-Star break...**PERSONAL:** Played 3 seasons at Creighton University (2013-15)...Graduated from Fenwick High School.

YEAR	CLUB	AVG	G	AB	R	H	2B	3B	HR	RBI	SH	SF	HB	BB	SO	SB	CS	OBP	SLG	OPS
2017	Gary (IIND)	.239	84	289	39	69	12	6	7	20	2	1	3	23	64	8	2	.301	.394	.695
2018	Greenville	.274	80	318	44	87	9	3	8	38	1	1	2	29	70	5	3	.337	.396	.733
2019	Salem	.271	127	461	63	125	25	7	3	65	0	9	6	51	107	11	0	.345	.375	.721
Minor League Totals		.272	207	779	107	212	34	10	11	103	1	10	8	80	177	16	13	.342	.384	.726
Independent Lg. Totals		.239	84	289	39	69	12	6	7	20	2	1	3	23	64	8	2	.301	.394	.695

Player Development

Minor League Players, Continued

FLORES, Antoni Daniel

SS

HT: 6-1; **WT:** 190; **BATS:** Right; **THROWS:** Right; **BORN:** Valenica, Carabobo, VZ; **RESIDES:** Valencia, Carabobo, VZ; **SIGNED BY:** Angel Escobar and Eddie Romero; **ACQUIRED:** Signed as international free agent, 7/2/2017.

2019: Entered the season ranked by *Baseball America* as the Red Sox' No. 9 prospect...Made 48 starts at SS and 6 at 2B.

YEAR	CLUB	AVG	G	AB	R	H	2B	3B	HR	RBI	SH	SF	HB	BB	SO	SB	CS	OBP	SLG	OPS
2018	DSL Red Sox2	.347	13	49	10	17	3	1	1	14	0	0	0	8	7	0	1	.439	.510	.949
	GCL Red Sox	.250	2	4	1	0	1	0	0	0	0	0	0	1	0	0	0	.400	.750	1.150
2019	Lowell	.193	55	181	14	35	4	1	0	12	0	1	1	25	59	1	3	.293	.227	.520
Minor League Totals		.226	70	234	24	53	7	3	1	26	0	1	1	34	67	1	4	.326	.295	.621

FLORES, Erick Jose

C

HT: 5-9; **WT:** 158; **BATS:** Left; **THROWS:** Right; **BORN:** 6/10/2001 in Caracas, VZ; **RESIDES:** Charallave, Miranda, VZ; **SIGNED BY:** Alex Requena and Eddie Romero; **ACQUIRED:** Signed as an international free agent, 12/9/2017.

CAREER: Has thrown out 38 of 118 (32.2%) attempted base stealers during his career...**2019:** Threw out 21 of 58 attempted base stealers (36.2%) for the DSL Red Sox1.

YEAR	CLUB	AVG	G	AB	R	H	2B	3B	HR	RBI	SH	SF	HB	BB	SO	SB	CS	OBP	SLG	OPS
2018	DSL Red Sox1	.227	42	132	20	30	8	1	0	14	0	1	18	28	1	1	322	.303	.625	
2019	DSL Red Sox1	.253	35	99	15	25	5	0	0	11	0	0	2	16	15	2	2	.368	.303	.671
Minor League Totals		.238	77	231	35	55	13	1	0	25	0	1	3	34	43	3	3	.342	.303	.645

GOMEZ, Rio Andres

LHP

HT: 6-0; **WT:** 190; **BATS:** Left; **THROWS:** Left; **BORN:** 10/20/1994 in Miami, FL; **RESIDES:** Phoenix, AZ; **SIGNED BY:** Vaughn Williams; **ACQUIRED:** Red Sox 36th pick (36th round, 1,091st overall) in the 2017 June Draft.

CAREER: 71 of his 73 appearances have come in relief...Has posted season ERAs of 3.06 (2017), 2.02 (2018), and 2.20 (2019)...Allowed 0 HR in 32.1 IP in 2017, his pro debut...**2019:** 26 of his 39 outings were scoreless...Posted a 1.09 ERA (3 ER/24.2 IP) in 14 outings for Single-A Greenville to begin the season before being assigned to High-A Salem on 5/21...Of Salem pitchers with at least 25 appearances, held the 2nd-lowest ERA (2.80)...**PERSONAL:** Pitched for the University of Arizona from 2015-17...Also pitched for Cotuit of the Cape Cod Baseball League in 2016...Graduated from Desert Vista (AZ) High School...Is the son of ESPN reporter Pedro Gomez.

YEAR	CLUB	W-L	ERA	G-GS	CG-SHO	SV	IP	H	R	ER	HR	HB	BB	SO	SO/9	WHIP	AVG
2017	GCL Red Sox	2-1	1.98	13-1	0-0	2	27.1	27	11	6	0	0	7	25	8.23	1.24	.252
	Lowell	0-1	9.00	3-0	0-0	0	5.0	8	6	5	0	0	3	6	10.80	2.20	.364
2018	Lowell	2-0	1.65	11-1	0-0	0	27.1	19	6	5	1	0	4	24	7.90	0.84	.188
	Greenville	0-1	3.24	7-0	0-0	1	8.1	10	4	3	2	0	2	10	10.80	1.44	.303
2019	Greenville	2-0	1.09	14-0	0-0	5	24.2	13	4	3	2	1	4	37	13.5	0.69	.149
	Salem	1-2	2.80	25-0	0-0	2	45.0	42	18	14	6	0	20	38	7.60	1.38	.255
Minor League Totals		7-5	2.35	73-2	0-0	10	137.2	119	49	36	11	1	40	140	9.15	1.15	.231

GONZALEZ, Bryan Antonio

OF

HT: 6-2; **WT:** 212; **BATS:** Right; **THROWS:** Right; **BORN:** 9/18/2001 in Villa Mella, DR; **RESIDES:** Villa Mella, Santo Domingo, DR; **SIGNED BY:** Domingo Brito and Todd Claus; **ACQUIRED:** Signed as international free agent, 7/2/2018.

2019: Played 37 games in RF and 4 in CF during his 1st professional season...Recorded 10 OF assists and 1 DP...Led the DSL Red Sox2 in runs scored (43), triples (4), HR (9), and RBI (41)...Ranked among team leaders in doubles (2nd, 12), BB (T-3rd, 30), and SB (4th, 7)...Batted .324 vs. LHP (22-for-68)...Hit 3 HR in his first 2 games of the season.

YEAR	CLUB	AVG	G	AB	R	H	2B	3B	HR	RBI	SH	SF	HB	BB	SO	SB	CS	OBP	SLG	OPS
2019	DSL Red Sox2	.251	67	255	43	64	12	4	9	41	0	2	6	30	77	7	3	.341	.435	.777

GONZALEZ, Wilkelman David

RHP

HT: 6-0; **WT:** 145; **BATS:** Right; **THROWS:** Right; **BORN:** 3/25/2002 in Maracay, Aragua, VZ; **RESIDES:** Maracay, Aragua, VZ; **SIGNED BY:** Wilder Lobo and Rolando Pino; **ACQUIRED:** Signed as international free agent, 7/2/2018.

2019: Made a team-high-tying 14 starts for the DSL Red Sox1, tied for the 5th-most in the DSL...Tossed a season-high 5.0 IP on 7/31 at the DSL Astros (3 H, R, 2 BB, 3 SO).

YEAR	CLUB	W-L	ERA	G-GS	CG-SHO	SV	IP	H	R	ER	HR	HB	BB	SO	SO/9	WHIP	AVG
2019	DSL Red Sox1	0-3	3.30	14-14	0-0	0	46.1	34	22	17	3	3	24	44	8.55	1.25	.209

GORST, Matthew Charles

RHP

HT: 6-1; **WT:** 205; **BATS:** Right; **THROWS:** Right; **BORN:** 8/24/1994 in Alpharetta, GA; **RESIDES:** Alpharetta, GA; **SIGNED BY:** Brian Moehler; **ACQUIRED:** Red Sox 12th pick (12th round, 358th overall) in the 2016 June Draft.

CAREER: 126 of his 129 career appearances have come in relief...Named a 2018 Carolina League mid-season All-Star...Named Red Sox Minor League Relief Pitcher of the Month for May and July in 2018...Did not allow an ER in 21 consecutive outings (37.2 IP) from 5/19-8/10 in 2018, spanning 3 levels...Saw his 1st Double-A action in 2018 and allowed 0 ER over 9 appearances (20.1 IP) with the Sea Dogs...**2019:** Matched a career high in appearances (40) between Double-A Portland and Triple-A Pawtucket...Held RHH to a .160 AVG (17-for-106)...**PERSONAL:** Set Georgia Tech's single-season ERA record with a 0.55 mark (3 ER/49.0 IP) in 28 relief appearances as a junior in 2016...Graduated from Johns Creek (GA) High School with the school's career records for wins, strikeouts, and innings pitched.

Minor League Players, Continued

YEAR	CLUB	W-L	ERA	G-GS	CG-SHO	SV	IP	H	R	ER	HR	HB	BB	SO	SO/9	WHIP	AVG
2016	Lowell	1-0	2.67	13-0	0-0	2	27.0	21	9	8	2	0	6	27	9.00	1.00	.212
2017	Greenville	6-3	3.19	27-0	0-0	4	53.2	47	21	19	9	0	11	46	7.71	1.08	.235
	Salem	1-2	1.20	9-0	0-0	0	15.0	15	2	2	0	1	8	14	8.40	1.53	.259
2018	Salem	1-2	1.59	20-0	0-0	8	28.1	20	7	5	1	0	7	33	10.48	0.95	.200
	Portland	2-0	0.00	9-0	0-0	1	20.1	10	1	0	0	0	7	15	6.64	0.84	.141
	Pawtucket	0-2	4.12	11-0	0-0	0	19.2	20	13	9	3	4	3	10	4.58	1.17	.263
2019	Portland	2-7	4.62	31-2	0-0	2	48.2	42	35	25	5	5	17	45	8.32	1.21	.236
	Pawtucket	1-1	2.70	9-1	0-0	0	13.1	10	4	4	1	0	13	8	5.40	1.73	.222
Minor League Totals		14-17	2.87	129-3	0-0	17	226.0	185	92	72	21	10	72	198	7.88	1.14	.224

GRANBERG, Devlin Carter

1B/OF

HT: 6-2; **WT:** 224; **BATS:** Right; **THROWS:** Right; **BORN:** 9/8/1995 in Englewood, CO; **RESIDES:** Hudson, CO; **SIGNED BY:** Brandon Agamennone; **ACQUIRED:** Red Sox 6th pick (6th round, 190th overall) in the 2018 June Draft.

CAREER: Named a mid-season All-Star in 2018 (New York-Penn League) and 2019 (South Atlantic League)...In 2018, ranked 4th among Red Sox minor leaguers in AVG (.300) and led Short-A Lowell in hits (67), runs (40), doubles (18), and RBI (29)...**2019:** Named a South Atlantic League mid-season All-Star with Single-A Greenville...Ranked among team leaders in runs scored (2nd, 64), hits (2nd, 107), HR (T-2nd, 8), triples (T-2nd, 5), and BB (3rd, 45)...Played in 41 games at 1B, 16 in LF, 1 in CF, and 1 in RF...On the IL from 9/8-26 (right shoulder sprain)...**PERSONAL:** Played baseball at Creighton University (2015), Cisco College (2016), and Dallas Baptist University (2017-18)...Hit a school-record .408 over 2 seasons at DBU...Named Missouri Valley Conference Player of the Year in 2018 following a senior season in which he set a program record with a .443 AVG (112-for-253) and won his 2nd consecutive MVC batting title...Ranked in the top 10 nationally in hits (1st, 112), AVG (2nd), OBP (3rd, .541), runs (5th, 72), OPS (5th, 1.221), and RBI (10th, 70)...In 2018, earned First Team All-MVC honors and 3 MVC Player of the Week honors and was selected as the Most Outstanding Player of in the Fayetteville Regional...Named 2016 North Texas Junior College Athletic Conference Player of the Year and was a First Team All-Conference selection...Named the Marucci Elite Hitter of the Junior College World Series and selected to the All-Tournament team as a sophomore in 2016 after hitting .688, a mark tied by 3 others for the highest AVG in JUCO World Series history, including Hall of Famer Kirby Puckett...Graduated from Holy Family High School, where he won 2 state titles in baseball and 1 in basketball.

YEAR	CLUB	AVG	G	AB	R	H	2B	3B	HR	RBI	SH	SF	HB	BB	SO	SB	CS	OBP	SLG	OPS
2018	Lowell	.300	61	223	40	67	18	0	4	29	0	2	6	25	49	8	1	.383	.435	.818
2019	Greenville	.286	99	357	57	102	19	5	8	45	0	3	15	45	79	6	4	.386	.434	.820
	Salem	.222	25	90	9	20	6	0	0	11	0	2	3	4	16	1	1	.273	.289	.562
Minor League Totals		.282	185	670	106	189	43	5	12	85	0	7	24	74	144	15	6	.370	.415	.785

GROOME, Jason Joseph (Jay)

LHP

HT: 6-6; **WT:** 220; **BATS:** Left; **THROWS:** Left; **BORN:** 8/23/1998 in Toms River, NJ; **RESIDES:** Barnegat, NJ; **SIGNED BY:** Ray Fagnant; **ACQUIRED:** Red Sox 1st pick (1st round, 12th overall) in the 2016 June Draft.

CAREER: Enters 2020 ranked by *Baseball America* as the Red Sox' No. 8 prospect and as having the best curveball in the organization...Entered the 2019 season ranked by *Baseball America* as the Red Sox' No. 4 prospect...Missed the entire 2018 season and most of 2019 due to injury requiring Tommy John surgery on his left elbow, performed on 5/16/18 by Dr. Neal ElAttrache at the Kerlan-Jobe Institute in Los Angeles, CA...Named South Atlantic League Pitcher of the Week for 7/31-8/1 in 2017...Placed on the DL on 8/24/17 and missed the remainder of the year...**2019:** Spent the entire season on the IL recovering from Tommy John surgery, but made 3 rehab starts in the regular season and 2 in the postseason...In his 2 playoff starts for Short-A Lowell, allowed 3 runs in 5.2 IP...**PERSONAL:** Ranked by *Baseball America* as the No. 3 prospect available in the 2016 June Draft...Pitched for Barnegat High School as a freshman, sophomore, and senior, also playing for IMG Academy in Bradenton, FL as a junior...Tossed Barnegat's 1st no-hitter on 4/11/16, striking out 19 of 21 batters in 7.0 IP...Posted a 0.77 ERA (5 ER/39.2 IP) with 90 SO and 14 BB as a senior...In 8 starts at IMG Academy, went 5-0 with a 1.22 ERA, 81 SO, and 9 BB over 43.0 IP.

YEAR	CLUB	W-L	ERA	G-GS	CG-SHO	SV	IP	H	R	ER	HR	HB	BB	SO	SO/9	WHIP	AVG
2016	GCL Red Sox	0-0	2.25	2-2	0-0	0	4.0	3	1	1	0	0	0	8	18.00	0.75	.200
	Lowell	0-0	3.38	1-1	0-0	0	2.2	0	1	1	0	0	4	2	6.75	1.50	.200
2017	Greenville	3-7	6.70	11-11	0-0	0	44.1	44	34	33	6	3	25	58	11.77	1.56	.257
	Lowell	0-2	1.64	3-3	0-0	0	11.0	5	4	2	0	1	5	14	11.45	0.91	.132
2018							Did not play due to injury										
2019	GCL Red Sox	0-0	0.00	2-2	0-0	0	2.0	2	0	0	0	0	0	3	13.50	1.00	.250
	Lowell	0-0	4.50	1-1	0-0	0	2.0	3	1	1	0	0	1	3	13.50	2.00	.300
Minor League Totals		3-9	5.18	20-20	0-0	0	66.0	57	41	38	6	4	35	88	12.00	1.39	.227

GROSHANS, Jaxx

C

HT: 6-0; **WT:** 209; **BATS:** Right; **THROWS:** Right; **BORN:** 7/20/1998 in Lafayette, LA; **RESIDES:** Magnolia, TX; **SIGNED BY:** Lane Decker; **ACQUIRED:** Red Sox 5th pick (5th round, 167th overall) in the 2019 June Draft.

2019: Appeared defensively exclusively at catcher, making 33 starts for Short-A Lowell...Threw out 13 of 33 (39.4%) attempted base stealers...Posted a 1.000 fielding percentage (305 TC)...Also started 2 playoff games at catcher.

YEAR	CLUB	AVG	G	AB	R	H	2B	3B	HR	RBI	SH	SF	HB	BB	SO	SB	CS	OBP	SLG	OPS
2019	Lowell	.216	44	148	15	32	5	1	4	23	0	4	0	23	34	1	1	.314	.345	.659

Player Development

Minor League Players, Continued

QUEDEZ, Yoelvis Alexander

RHP

HT: 5-11; **WT:** 175; **BATS:** Right; **THROWS:** Right; **BORN:** 9/8/2000 in Valencia, Carabobo, VZ; **RESIDES:** Valencia, Carabobo, VZ; **SIGNED BY:** Alex Requena and Eddie Romero; **ACQUIRED:** Signed as international free agent, 11/20/2017.

CAREER: Has posted a sub-1.00 WHIP in each of his first 2 seasons: 0.90 in 2018, 0.89 in 2019...**2019:** Appeared exclusively in relief for the GCL Red Sox...Logged 11 scoreless appearances...Posted a 0.64 ERA (1 ER/26.1 IP) over his final 10 appearances (8 H, 2 BB, 14 SO).

YEAR	CLUB	W-L	ERA	G-GS	CG-SHO	SV	IP	H	R	ER	HR	HB	BB	SO	SO/9	WHIP	AVG
2018	DSL Red Sox1	5-4	2.39	16-6	0-0	0	60.1	45	22	16	1	3	9	43	6.41	0.90	.203
2019	GCL Red Sox	2-1	1.60	14-0	0-0	3	33.2	25	6	6	0	0	5	36	9.62	0.89	.202
Minor League Totals		7-5	2.11	30-6	0-0	3	94	70	28	22	1	3	14	79	7.56	0.89	.202

HARDY, Dylan Anthony

OF

HT: 5-11; **WT:** 175; **BATS:** Right; **THROWS:** Right; **BORN:** 1/20/1997 in Biloxi, MS; **RESIDES:** Biloxi, MS; **SIGNED BY:** Danny Watkins; **ACQUIRED:** Red Sox 13th pick (13th round, 400th overall) in the 2018 June Draft.

CAREER: Has appeared in 49 games in RF, 37 in LF, and 26 in CF...**2019:** Played 78 games across 5 levels, appearing in the most games with High-A Salem (36)...Promoted to Triple-A Pawtucket on 6/7 for the club's doubleheader against Rochester and started Game 2 in LF...Assigned to Double-A Portland on 8/2 and spent the remainder of the season with the club...

PERSONAL: Played 3 seasons at the University of South Alabama (2016-18)...Earned First Team All-Sun Belt Conference honors as a junior...Graduated in 2015 from D'Iberville High School (MS), where he played football and baseball.

YEAR	CLUB	AVG	G	AB	R	H	2B	3B	HR	RBI	SH	SF	HB	BB	SO	SB	CS	OBP	SLG	OPS
2018	Lowell	.167	40	120	14	20	4	2	0	12	0	2	2	12	28	6	3	.250	.233	.483
2019	Salem	.243	36	107	20	26	4	0	2	11	2	1	2	15	36	2	2	.344	.336	.680
	Greenville	.227	19	75	9	17	2	2	2	8	1	0	0	9	23	3	1	.310	.387	.696
	Portland	.143	19	42	3	6	0	0	0	1	2	0	0	3	19	4	0	.200	.143	.343
	Pawtucket	.000	1	3	0	0	0	0	0	0	0	0	0	2	0	0	0	.000	.000	.000
	Lowell	.200	3	10	1	2	0	0	0	0	0	0	0	3	1	0	0	.200	.200	.400
Minor League Totals		.199	118	357	47	71	10	4	4	32	5	3	4	39	111	16	6	.283	.283	.566

HARRINGTON, Reed Patrick

RHP

HT: 6-5; **WT:** 200; **BATS:** Right; **THROWS:** Right; **BORN:** 8/8/1998 in Eagle, ID; **RESIDES:** Eagle, ID; **SIGNED BY:** Carl Moesch; **ACQUIRED:** Red Sox 20th pick (20th round, 617th overall) in the 2019 June Draft.

2019: Made 4 relief appearances for the GCL Red Sox during his 1st professional season, 3 of which were scoreless...

PERSONAL: Played 2 seasons at Spokane Falls Community College...As a sophomore in 2019, led the Northwest Athletic Conference with 12 saves and did not allow an ER in 25.2 IP (4 BB, 31 SO)...Named NWAC Reliever of the Year in 2019.

YEAR	CLUB	W-L	ERA	G-GS	CG-SHO	SV	IP	H	R	ER	HR	HB	BB	SO	SO/9	WHIP	AVG
2019	GCL Red Sox	0-0	4.91	4-0	0-0	0	3.2	4	2	2	0	0	2	4	9.82	1.64	.267

HAWORTH, Hunter Thomas

RHP

HT: 6-4; **WT:** 210; **BATS:** Right; **THROWS:** Right; **BORN:** 10/2/1996 in Hollister, CA; **RESIDES:** Hollister, CA; **SIGNED BY:** Josh Labandeira; **ACQUIRED:** Red Sox 22nd pick (22nd round, 671st overall) in the 2017 June Draft.

2019: Spent all season with Single-A Greenville...Set career highs in appearances (31), starts (10), innings (103.0), and strikeouts (124)...Led the Drive in strikeouts and ranked 3rd in innings and wins (tied, 5)...**PERSONAL:** Played baseball at Chico State University from 2015-17...Graduated from San Benito (CA) High School.

YEAR	CLUB	W-L	ERA	G-GS	CG-SHO	SV	IP	H	R	ER	HR	HB	BB	SO	SO/9	WHIP	AVG
2017	GCL Red Sox	3-0	1.50	6-0	0-0	0	12.0	9	2	2	1	0	5	10	7.50	1.17	.209
2018	Greenville	0-4	10.07	5-4	0-0	0	19.2	36	32	22	5	1	9	19	8.69	2.29	.375
	Lowell	5-3	3.28	14-5	0-0	0	57.2	45	23	21	3	1	18	65	10.14	1.09	.208
2019	Greenville	5-8	4.72	31-10	0-0	2	103.0	94	60	54	9	9	40	124	10.83	1.30	.241
Minor League Totals		13-15	4.63	56-19	0-0	2	192.1	184	117	99	18	11	72	218	10.20	1.33	.247

HERBERT, Jacob Randall (Jake)

C

HT: 6-2; **WT:** 220; **BATS:** Right; **THROWS:** Right; **BORN:** 6/19/2000 in Lakeland, FL; **RESIDES:** Lakeland, FL; **SIGNED BY:** Stephen Hargett; **ACQUIRED:** Red Sox 18th pick (18th round, 557th overall) in the 2019 June Draft.

2019: Played in 17 games at catcher (13 starts) for the GCL Red Sox during his 1st professional season...Threw out 4 of 19 (21.1%) attempted base stealers...**PERSONAL:** Graduated from George Jenkins High School in Lakeland, FL.

YEAR	CLUB	AVG	G	AB	R	H	2B	3B	HR	RBI	SH	SF	HB	SO	SB	CS	OBP	SLG	OPS	
2019	GCL Red Sox	.143	21	56	4	8	0	0	0	4	0	0	3	5	25	0	0	.250	.143	.393

Minor League Players, Continued

HOWLETT, Brandon Taylor

3B

HT: 6-1; **WT:** 205; **BATS:** Right; **THROWS:** Right; **BORN:** 9/12/1999 in Lakeland, FL; **RESIDES:** Lakeland, FL; **SIGNED BY:** Stephen Hargett; **ACQUIRED:** Red Sox 21st pick (21st round, 640th overall) in the 2018 June Draft.

CAREER: Enters 2020 ranked by *Baseball America* as the Red Sox' No. 20 prospect, after entering 2019 ranked No. 14... Has appeared exclusively at 3B...Regarded by *Baseball America* as having had the best pro debut of any Red Sox prospect in 2018...**2019:** Ranked among Single-A Greenville leaders in BB (2nd, 56), HR (T-2nd, 8), and doubles (3rd, 23)...**PERSONAL:** Named *Lakeland Ledger* Hitter of the Year following his senior season at George Jenkins High School in Lakeland, FL.

YEAR	CLUB	AVG	G	AB	R	H	2B	3B	HR	RBI	SH	SF	HB	BB	SO	SB	CS	OBP	SLG	OPS
2018	GCL Red Sox	.307	39	137	24	42	15	0	5	25	0	2	2	22	38	0	1	.405	.526	.930
	Lowell	.133	5	15	5	2	1	0	1	2	0	0	0	6	3	1	0	.381	.400	.781
2019	Greenville	.231	113	390	48	90	23	1	8	35	2	5	12	56	144	1	5	.341	.356	.698
Minor League Totals		.247	157	542	77	134	39	1	14	62	2	7	14	84	185	2	6	.359	.400	.759

JACKSON, Gabriel

RHP

HT: 6-2; **WT:** 180; **BATS:** Right; **THROWS:** Right; **BORN:** 9/7/2001 in Samana, DR; **RESIDES:** Moca, Espailat, DR; **SIGNED BY:** Esau Medina and Eddie Romero; **ACQUIRED:** Signed as international free agent, 7/2/2018.

2019: Tied for the DSL Red Sox1 lead in starts (14) and ranked 2nd in IP (59.1)...Posted a 2.09 ERA (10 ER/43.0 IP) in 9 starts from 7/3 through the end of the season.

YEAR	CLUB	W-L	ERA	G-GS	CG-SHO	SV	IP	H	R	ER	HR	HB	BB	SO	SO/9	WHIP	AVG
2019	DSL Red Sox1	4-3	3.49	14-14	0-0	0	59.1	58	32	23	0	5	27	38	5.76	1.43	.256

JIMENEZ, Eduardo Javier (Eddie)

RHP

HT: 6-2; **WT:** 230; **BATS:** Right; **THROWS:** Right; **BORN:** 8/9/1995 in Fajardo, PR; **RESIDES:** Lawton, OK; **SIGNED BY:** Stephen Hargett; **ACQUIRED:** Red Sox 18th pick (18th round, 550th overall) in the 2018 June Draft.

2019: Made 1 appearance for Short-A Lowell before joining the GCL Red Sox for the remainder of the season...**PERSONAL:** Played at Southeastern University (Lakeland, FL) in 2018, helping the program win its 1st-ever NAIA World Series title... Earned the win in the championship game on 5/31 (5.1 IP, 2 R, 0 BB, 7 SO)...Posted a 1.35 ERA (4 ER/26.2 IP) with 38 SO in 16 games for the Fire...Attended the Puerto Rico Baseball Academy and High School.

YEAR	CLUB	W-L	ERA	G-GS	CG-SHO	SV	IP	H	R	ER	HR	HB	BB	SO	SO/9	WHIP	AVG
2018	GCL Red Sox	1-1	8.53	4-0	0-0	0	6.1	7	6	6	0	1	5	6	8.53	1.89	.280
2019	Lowell	1-0	0.00	1-0	0-0	0	1.1	0	0	0	0	0	1	0	0.00	0.75	0.00
	GCL Red Sox	1-0	2.89	14-0	0-0	0	18.2	18	6	6	1	2	7	23	11.09	1.34	.254
Minor League Totals		3-1	4.10	19-0	0-0	0	26.1	25	12	12	1	3	13	29	9.91	1.44	.250

JIMENEZ, Gilberto

OF

HT: 5-11; **WT:** 160; **BATS:** Switch; **THROWS:** Right; **BORN:** 7/8/2000 in San Cristobal, DR; **RESIDES:** San Gregorio de Nigua, San Cristobal, DR; **SIGNED BY:** Manny Nanita and Eddie Romero; **ACQUIRED:** Signed as international free agent, 8/2/2017.

CAREER: Enters 2020 ranked by *Baseball America* as the Red Sox' No. 9 prospect, as well as the fastest baserunner, best athlete, and as having the best outfield arm in the organization...Entered the 2019 season ranked by *Baseball America* as the Red Sox' No. 20 prospect...Selected as a 2019 New York-Penn League All-Star...Named 2018 Red Sox Latin Program Position Player of the Year...In 2018, ranked 4th in the Dominican Summer League with 82 hits and led the DSL Red Sox1 in games played (67), runs (42), hits, doubles (10), triples (8), and total bases (108)...**2019:** Selected as a New York-Penn League All-Star...Led the NYPL in AVG (.359) and hits (84) and ranked among league leaders in OPS (4th, .863), OBP (5th, .393), SLG (5th, .470), and SB (T-9th, 14)...Led Red Sox minor leaguers in AVG, ranking among that group in OPS (2nd), OBP (3rd), and SLG (3rd)...Hit .405 (32-for-79) in 20 games from 8/9 through the end of the season.

YEAR	CLUB	AVG	G	AB	R	H	2B	3B	HR	RBI	SH	SF	HB	BB	SO	SB	CS	OBP	SLG	OPS
2018	DSL Red Sox1	.319	67	257	42	82	10	8	0	22	0	0	8	19	40	16	14	.384	.420	.804
2019	Lowell	.359	59	234	35	84	11	3	3	19	1	3	2	13	38	14	6	.393	.470	.863
Minor League Totals		.338	126	491	77	166	21	11	3	41	1	3	10	32	78	30	20	.388	.444	.832

JIMENEZ, Richardson Alexander

RHP

HT: 5-11; **WT:** 173; **BATS:** Right; **THROWS:** Right; **BORN:** 9/30/1999 in Santo Domingo, DR; **RESIDES:** La Victoria, Santo Domingo, DR; **SIGNED BY:** Michel Dejesus and Todd Claus; **ACQUIRED:** Signed as international free agent, 7/2/2018.

CAREER: Has held RHH to a .192 AVG (14-for-73)...**2019:** Split the season between the DSL Red Sox1 and GCL Red Sox... On the IL from 7/26-9/11 (right biceps tendinitis).

YEAR	CLUB	W-L	ERA	G-GS	CG-SHO	SV	IP	H	R	ER	HR	HB	BB	SO	SO/9	WHIP	AVG
2018	DSL Red Sox2	4-0	2.95	9-0	0-0	0	18.1	13	10	6	0	1	14	23	11.29	1.47	.206
2019	DSL Red Sox1	1-0	5.23	4-0	0-0	0	10.1	7	11	6	0	1	14	15	13.06	2.03	.184
	GCL Red Sox	1-1	6.75	2-0	0-0	0	4.0	4	4	3	0	2	1	6	13.50	1.25	.250
Minor League Totals		6-1	4.13	15-0	0-0	0	32.2	24	25	15	0	4	29	44	12.12	1.62	.205

Player Development

Minor League Players, Continued

JONES, Ryder McKinley

UTIL

HT: 6-2; **WT:** 221; **BATS:** Left; **THROWS:** Right; **BORN:** 6/7/1994 in Seattle, WA; **RESIDES:** Dallas, TX; **SIGNED BY:** Donnie Suttles (Giants); **ACQUIRED:** Signed as minor league free agent, 2/3/2020.

CAREER: Spent each of his first 7 professional seasons in the Giants organization (2013-19)...Has played in 58 ML games for SF (2017-18), making 28 starts at 1B, 14 at 3B, and 1 in LF...Selected as an Eastern League mid-season All-Star in 2016 with Richmond, and an Arizona League post-season All-Star in 2013 with the AZL Giants...**2019:** Played in 12 games across 4 levels while recovering from left knee surgery after dislocating his left knee playing for the Giants on 9/9/18 at MIL...

PERSONAL: Attended Watauga High School in Boone, NC...Named Gatorade North Carolina High School Player of the Year during his senior year in 2013...Hit .461 with 11 HR and 43 RBI as a senior, also going 4-3 with a 1.23 ERA and 63 SO in 40.1 IP...Transferred from Stillwater (OK) High School.

YEAR	CLUB	AVG	G	AB	R	H	2B	3B	HR	RBI	SH	SF	HB	BB	SO	SB	CS	OBP	SLG	OPS
2013	AZL Giants	.317	37	145	29	46	9	0	1	18	0	1	5	14	38	0	0	.394	.400	.794
2014	Augusta	.220	91	369	43	81	21	1	7	49	2	1	9	18	93	6	1	.272	.339	.611
	Salem-Keizer	.243	27	107	17	26	5	1	3	18	1	1	1	7	21	1	0	.293	.393	.686
2015	San Jose	.268	105	406	49	109	29	2	6	47	0	7	3	16	80	2	2	.296	.394	.690
2016	Richmond	.247	126	473	49	117	26	0	15	67	4	5	5	26	79	1	2	.291	.397	.688
2017	Sacramento	.312	64	237	44	74	19	2	13	44	0	2	5	29	53	7	0	.396	.574	.969
	SAN FRANCISCO	.173	53	150	12	26	5	2	2	5	0	0	4	10	52	1	0	.244	.273	.517
2018	Sacramento	.274	116	441	57	121	22	4	11	59	0	4	7	30	106	2	2	.328	.417	.745
	SAN FRANCISCO	.375	5	8	2	3	0	0	2	3	0	0	0	0	5	0	0	.375	1.125	1.500
2019	Sacramento	.000	1	1	0	0	0	0	0	0	0	0	0	0	0	0	0	.000	.000	.000
	San Jose	.500	2	4	0	2	0	0	0	0	0	0	0	1	0	0	0	.500	.500	1.000
	AZL Giants	.091	6	22	1	2	1	0	0	1	0	0	0	3	8	0	0	.200	.136	.336
	Richmond	.300	3	10	2	3	1	0	0	0	0	0	0	2	2	0	0	.417	.400	.817
	Major League Totals	.184	58	158	14	29	5	2	4	8	0	4	10	57	1	0	.250	.316	.566	
	Minor League Totals	.262	578	2215	291	581	133	10	56	303	7	21	35	145	481	19	7	.315	.407	.722

KEMP, Trenton Jarrett (Trent)

OF

HT: 6-2; **WT:** 195; **BATS:** Right; **THROWS:** Right; **BORN:** 9/30/1995 in Clovis, CA; **RESIDES:** Clovis, CA; **SIGNED BY:** Demond Smith; **ACQUIRED:** Red Sox 16th pick (15th round, 464th overall) in the 2014 June Draft.

CAREER: Missed most of the 2017-19 seasons due to injury...In 2018, homered in 3 consecutive games from 7/8-11 (4 total HR) and recorded 10 RBI in 7 games from 7/7-14...In 2015, led the Rookie-level GCL Red Sox in triples (4) and BB (tied, 24)...

Hit by a pitch 4 times on 7/3/15 at the GCL Twins...**2019:** Spent all season on the injured list due to right achilles tendonitis...Played in 6 games for the GCL Red Sox on rehab assignment from 8/17-26...**PERSONAL:** Graduated in 2014 from Buchanan (CA) High School, where he was a 2-time All-State 1st Team selection.

YEAR	CLUB	AVG	G	AB	R	H	2B	3B	HR	RBI	SH	SF	HB	BB	SO	SB	CS	OBP	SLG	OPS
2014	GCL Red Sox	.225	38	120	21	27	8	0	3	20	0	0	3	12	36	3	2	.311	.367	.678
2015	GCL Red Sox	.234	40	124	20	29	6	4	0	14	1	1	4	24	33	8	3	.373	.347	.720
2016	Lowell	.069	10	29	3	2	1	0	1	4	0	0	0	1	8	0	0	.100	.207	.307
	Greenville	.244	92	311	42	76	18	3	13	52	1	0	5	32	123	7	3	.325	.447	.772
2017	Salem	.316	33	117	22	37	10	3	2	15	0	2	0	11	34	4	1	.369	.504	.873
2018	Salem	.202	59	183	24	37	9	2	9	25	0	0	1	21	68	2	2	.288	.421	.709
2019	GCL Red Sox	.100	6	10	0	1	1	0	0	2	0	2	1	4	6	1	0	.353	.200	.553
	Minor League Totals	.234	278	894	132	209	53	12	28	132	2	5	14	105	308	25	11	.322	.414	.736

KENT, Matthew Allen (Matt)

LHP

HT: 6-0; **WT:** 180; **BATS:** Left; **THROWS:** Left; **BORN:** 9/13/1992 in Waco, TX; **RESIDES:** Hewitt, TX; **SIGNED BY:** Jon Adkins; **ACQUIRED:** Red Sox 12th pick (13th round, 381st overall) in the 2015 June Draft.

CAREER: Received MiLB's 2019 Rawlings Gold Glove Award as a pitcher...Posted a 1.000 fielding percentage in 38 TC...Named a 2018 Eastern League mid-season All-Star, leading Double-A Portland with 123 SO and 11 wins...In 2017, led High-A Salem in starts (28), innings (164.0), and strikeouts (142)...In 2016, led the Carolina League in innings pitched (156.0)...In 2015, led Short-A Lowell (min. 20.0 IP) in wins (7), ERA (1.86), and WHIP (1.12)...**2019:** Matched a career high with 28 appearances...Ranked among Portland leaders in starts (2nd, 18), innings (2nd, 122.1), and strikeouts (3rd, 85)...Struck out a career-high 11 over 6.0 IP on 8/23 vs. Trenton...**PERSONAL:** Played for 3 seasons at Texas A&M University...Went 9-1 with a 2.76 ERA as a junior in 2015...In 4 postseason starts in the SEC Tournament and NCAA Championship, went 3-0 with a 0.59 ERA (30.2 IP, 2 R, 21 H)...Graduated from Midway (TX) High School, where he hit .421 and went 10-1 with a 0.63 ERA and 3 no-hitters as a senior in 2011.

YEAR	CLUB	W-L	ERA	G-GS	CG-SHO	SV	IP	H	R	ER	HR	HB	BB	SO	SO/9	WHIP	AVG
2015	Lowell	7-1	1.86	14-0	0-0	1	48.1	44	13	10	1	3	10	35	6.52	1.12	.239
2016	Greenville	0-0	1.50	2-2	0-0	0	12.0	9	3	2	0	0	4	5	3.75	1.08	.220
	Salem	10-7	3.69	26-26	1-0	0	156.0	171	70	64	4	14	33	120	6.92	1.31	.280
2017	Salem	7-7	4.23	28-28	0-0	0	164.0	186	90	77	12	6	38	142	7.79	1.37	.282
2018	Portland	11-8	3.58	27-23	0-0	0	143.1	143	66	57	13	7	35	123	7.72	1.24	.257
	Pawtucket	0-0	6.75	1-1	0-0	0	5.1	7	4	4	0	1	1	6	10.13	1.50	.292
2019	Portland	5-7	4.19	22-18	0-0	0	122.1	134	66	57	3	7	39	85	6.25	1.41	.279
	Pawtucket	1-4	8.70	6-6	0-0	0	30.0	37	29	29	8	2	15	14	4.20	1.73	.311
	Minor League Totals	41-34	3.96	126-104	1-0	1	681.1	731	341	300	41	40	175	530	7.00	1.33	.273

Player Development

Minor League Players, Continued

LAREZ, Jose Leonardo

RHP

HT: 6-4; **WT:** 195; **BATS:** Right; **THROWS:** Right; **BORN:** 1/12/1997 in Cumana, VZ; **RESIDES:** Mariguitar, VZ; **SIGNED BY:** Ramon Mora and Eddie Romero; **ACQUIRED:** Signed as international free agent, 7/2/2017.

2019: Did not allow an ER in his final 5 appearances of the season (7.0 IP), all with the GCL Red Sox.

YEAR	CLUB	W-L	ERA	G-GS	CG-SHO	SV	IP	H	R	ER	HR	HB	BB	SO	SO/9	WHIP	AVG
2017	DSL Red Sox	1-2	7.11	7-0	0-0	0	6.1	8	6	5	0	3	10	7	9.95	2.84	.333
2018	DSL Red Sox1	3-5	4.08	21-0	0-0	2	35.1	35	22	16	1	3	14	21	5.35	1.39	.273
2019	Lowell	1-1	9.28	10-0	0-0	0	10.2	14	15	11	1	5	5	6	5.06	1.78	.333
	GCL Red Sox	1-0	3.72	7-0	0-0	0	9.2	8	4	4	0	1	7	8	7.45	1.55	.211
Minor League Totals		6-8	5.23	45-0	0-0	2	62.0	65	47	36	2	12	36	42	6.10	1.63	.280

LAU, Adam Forrest

RHP

HT: 6-2; **WT:** 210; **BATS:** Right; **THROWS:** Right; **BORN:** 7/5/1994 in Norfolk, VA; **RESIDES:** Madison, AL; **SIGNED BY:** Danny Watkins; **ACQUIRED:** Red Sox 36th pick (37th round, 1,101st overall) in the 2015 June Draft.

CAREER: Reached Triple-A Pawtucket in 2019, his most advanced professional level...In 2018, led Double-A Portland with 36 appearances...Made a team-high 37 appearances for High-A Salem in 2017...Earned the save in Game 2 of the 2015 Gulf Coast League Finals to clinch the league title...**2019:** Ranked 2nd among Portland pitchers in appearances (35)...Between Double-A and Triple-A, held LHH to a .234 AVG (29-for-124)...**PERSONAL:** Played baseball for 3 seasons at the University of Alabama at Birmingham (2013-15)...Named to the 2015 John Olerud Two-Way Player of the Year Watch List, leading UAB in ERA (1.71) and saves (7) with 42 SO in 31.2 IP...Also hit .254 with 4 HR and led the team in SB (12)...Graduated from Sparkman (AL) High School, where he also played football.

YEAR	CLUB	W-L	ERA	G-GS	CG-SHO	SV	IP	H	R	ER	HR	HB	BB	SO	SO/9	WHIP	AVG
2015	GCL Red Sox	0-0	4.09	11-0	0-0	3	11.0	14	5	5	1	0	6	14	11.45	1.82	.304
2016	Salem	3-0	4.35	5-0	0-0	0	10.1	4	5	5	1	3	6	10	8.71	0.97	.121
	Greenville	3-2	3.54	29-1	0-0	4	53.1	36	22	21	4	8	36	58	9.79	1.35	.185
2017	Salem	4-7	2.98	37-0	0-0	7	63.1	56	23	21	4	4	31	68	9.66	1.37	.241
2018	Portland	0-4	4.13	36-0	0-0	3	56.2	57	32	26	9	2	28	59	9.37	1.50	.265
2019	Portland	1-4	3.31	35-0	0-0	7	51.2	43	24	19	3	3	23	62	10.8	1.28	.236
	Pawtucket	1-0	5.79	5-1	0-0	0	9.1	8	8	6	3	2	11	8	7.71	2.04	.229
Minor League Totals		12-17	3.63	158-2	0-0	24	255.2	218	119	103	25	22	141	279	9.82	1.40	.232

LENIK, Kevin Jeffrey

RHP

HT: 6-5; **WT:** 225; **BATS:** Right; **THROWS:** Right; **BORN:** 8/1/1991 in Mission Hills, CA; **RESIDES:** Mission Hills, CA; **SIGNED BY:** Rick Schroeder (Rangers); **ACQUIRED:** Signed as minor league free agent, 6/1/2019.

CAREER: Has played in the TEX (2016), KC (2017-19), and BOS (2019) minor league systems...Signed by TEX out of the California Winter League after an open tryout in February 2016 in Surprise, AZ; was the only player signed out of 120 players, including 50 pitchers...Named Northwest League Pitcher of the Week for 7/25-31 in 2016...**2019:** Began the season with Triple-A Omaha (KC)...Signed by Boston as a minor league free agent in June and spent the majority of the season with Double-A Portland...Posted a 2.70 ERA (7 ER/23.1 IP) in 16 outings with the Sea Dogs...On the IL from 8/4-30 (left oblique muscle strain)...Made 3 of his final 4 appearances with Triple-A Pawtucket...**PERSONAL:** Played baseball at College of the Canyons (CA) and California State University, Dominguez Hills...Was a 3-sport athlete (football, basketball, track) at Bishop Alemany (CA) High School...Did not play baseball during his junior or senior years of high school, instead opting to run track.

YEAR	CLUB	W-L	ERA	G-GS	CG-SHO	SV	IP	H	R	ER	HR	HB	BB	SO	SO/9	WHIP	AVG
2016	Spokane	1-2	5.17	17-0	0-0	0	31.1	35	22	18	1	4	16	32	9.19	1.63	.278
2017	Burlington	0-0	0.00	2-0	0-0	1	5.0	3	0	0	0	0	0	4	7.20	0.60	.167
	Lexington	0-0	2.16	5-0	0-0	1	8.1	8	4	2	1	1	6	11	11.88	1.68	.267
	Omaha	1-1	1.88	12-0	0-0	2	24.0	11	5	5	1	1	8	24	9.00	0.79	.134
2018	Omaha	0-2	4.93	34-0	0-0	4	49.1	45	30	27	4	8	25	51	9.30	1.42	.243
2019	Omaha	2-0	9.00	5-0	0-0	0	6.0	7	8	6	1	3	5	5	7.50	2.00	.269
	Portland	1-0	2.70	16-0	0-0	3	23.1	10	7	7	2	3	12	29	11.19	0.94	.132
	Pawtucket	0-0	4.50	3-0	0-0	0	4.0	4	2	2	1	0	3	4	9.00	1.75	.250
	Lowell	0-0	0.00	1-0	0-0	0	1.0	0	0	0	0	0	0	3	27.00	0.00	.000
Minor League Totals		5-5	3.96	95-0	0-0	11	152.1	123	78	67	11	20	75	163	9.63	1.30	.219

LICONA, Breiner David

C

HT: 6-1; **WT:** 190; **BATS:** Right; **THROWS:** Right; **BORN:** 8/14/1999 in Santa Rosa, Bolivar, Colombia; **RESIDES:** Cartagena, Bolivar, Colombia; **SIGNED BY:** Alfredo Castellon and Adrian Lorenzo; **ACQUIRED:** Signed as international free agent, 5/25/2018.

CAREER: Has made 21 starts at catcher, throwing out 14 of 36 (38.9%) attempted base stealers...**2019:** Spent all season with the GCL Red Sox...On the IL from 7/24-31 (left hamstring strain).

YEAR	CLUB	AVG	G	AB	R	H	2B	3B	HR	RBI	SH	SF	HB	BB	SO	SB	CS	OBP	SLG	OPS
2018	DSL Red Sox1	.231	29	91	10	21	6	0	1	9	0	1	4	6	27	1	1	.304	.330	.634
2019	GCL Red Sox	.186	15	43	5	8	1	0	1	1	1	0	0	8	19	0	0	.314	.279	.593
Minor League Totals		.216	44	134	15	29	7	0	2	10	1	1	4	14	46	1	1	.307	.313	.621

Player Development

Minor League Players, Continued

LIU, Chih-Jung

RHP

HT: 6-0; **WT:** 185; **BATS:** Both; **THROWS:** Right; **BORN:** 4/7/1999 in Tainan City, TW; **SIGNED BY:** Louie Lin, Brett Ward, Chris Becerra and Eddie Romero; **ACQUIRED:** Signed as international free agent, 10/22/2019.

CAREER: Enters 2020 ranked by *Baseball America* as the Red Sox' No. 26 prospect...**PERSONAL:** Named Most Valuable Player of the 2019 Asian Championships, helping Taiwan win a gold medal along with Red Sox INF Tzu-Wei Lin...Was a 2-way player in Taiwan, also playing shortstop...Played on Taiwan's Premier12 team, where he was coached by former Yankees RHP Chien-Ming Wang...Pitched at Culture University in Taiwan.

LoBRUTTO, Dominic Christopher

LHP

HT: 6-1; **WT:** 185; **BATS:** Left; **THROWS:** Left; **BORN:** 5/31/1996 in Red Bank, NJ; **RESIDES:** Sebastian, FL; **SIGNED BY:** Willie Romy; **ACQUIRED:** Red Sox 18th pick (18th round, 551st overall) in the 2017 June Draft.

CAREER: In 2018, posted a 1.97 ERA (7 ER/32.0 IP) in 19 games in the season's 2nd half (42 SO, 6 BB)...Did not allow an ER in 12 consecutive appearances from 7/25/18 through the end of the season (21.0 IP)...**2019:** Pitched primarily for High-A Salem, where he went 2-1 with a 2.04 ERA (8 ER/35.1 IP) and 0.99 WHIP...On the IL from 6/4-7/12 (left shoulder strain)...In his final 13 outings of the season, beginning 7/19, posted a 1.50 ERA (3 ER/18.0 IP) for Salem...**PERSONAL:** Played baseball for 3 seasons at Florida International University (2015-17)...Attended Winter Springs (FL) High School.

YEAR	CLUB	W-L	ERA	G-GS	CG-SHO	SV	IP	H	R	ER	HR	HB	BB	SO	SO/9	WHIP	AVG
2017	Lowell	1-1	3.28	15-0	0-0	5	24.2	20	10	9	2	2	18	30	10.95	1.54	.215
2018	Greenville	3-0	3.73	31-0	0-0	2	50.2	50	27	21	3	4	13	64	11.37	1.24	.251
2019	Salem	2-1	2.04	23-0	0-0	3	35.1	30	10	8	1	0	5	36	9.17	0.99	.231
	Portland	0-2	8.71	7-0	0-0	1	10.1	19	11	10	1	2	6	9	7.84	2.42	.396
	GCL Red Sox	0-0	0.00	2-1	0-0	0	2.2	1	0	0	0	1	0	4	13.50	0.37	.111
Minor League Totals		6-4	3.49	78-1	0-0	11	123.2	120	58	48	7	9	42	143	10.41	1.31	.251

LOPEZ, Eduardo Elias

OF

HT: 6-0; **WT:** 170; **BATS:** Switch; **THROWS:** Right; **BORN:** 5/8/2002 in Tamboril, Santiago, DR; **RESIDES:** Tamboril, Santiago, DR; **SIGNED BY:** Esau Medina and Eddie Romero; **ACQUIRED:** Signed as international free agent, 7/2/2018.

2019: Spent all of his 1st season with the DSL Red Sox1...Made 48 starts in CF, recording 4 assists...Recorded 9 RBI in 17 games during August.

YEAR	CLUB	AVG	G	AB	R	H	2B	3B	HR	RBI	SH	SF	HB	BB	SO	SB	CS	OBP	SLG	OPS
2019	DSL Red Sox1	.255	60	212	39	54	7	8	0	25	0	1	2	38	38	18	7	.372	.363	.735

LOUBIER, Blake

RHP

HT: 6-5; **WT:** 190; **BATS:** Right; **THROWS:** Right; **BORN:** 10/13/2000 in Orlando, FL; **RESIDES:** Winter Springs, FL; **SIGNED BY:** Stephen Hargett; **ACQUIRED:** Red Sox 13th pick (13th round, 407th overall) in the 2019 June Draft.

2019: Made 6 starts for the GCL Red Sox in his 1st professional season...Allowed 1 or 0 runs in 4 of his outings.

YEAR	CLUB	W-L	ERA	G-GS	CG-SHO	SV	IP	H	R	ER	HR	HB	BB	SO	SO/9	WHIP	AVG
2019	GCL Red Sox	0-1	5.54	6-6	0-0	0	13.0	14	8	8	1	1	7	15	10.38	1.62	.286

LOVULLO, Dominic (Nick)

INF

HT: 6-0; **WT:** 175; **BATS:** Right; **THROWS:** Right; **BORN:** 12/1/1993 in Tarzana, CA; **RESIDES:** Thousand Oaks, CA; **SIGNED BY:** Ray Fagnant; **ACQUIRED:** Red Sox 20th pick (20th round, 598th overall) in the 2016 June Draft.

CAREER: Has made 224 starts at 2B, 43 at 3B, and 36 at SS...Has also made 2 pitching appearances for High-A Salem, on 8/30/18 (0.2 IP, 2 H, 0 R) and 5/25/19 (0.1 IP)...**2019:** Reached Triple-A Pawtucket for the 1st time in his career, but spent most of the season with High-A Salem...**PERSONAL:** Is the son of Torey Lovullo, manager of the Arizona Diamondbacks and former Red Sox bench coach...Also selected by the Red Sox in the 34th round in the 2015 June Draft before deciding to return to Holy Cross for his senior season...Was named to the All-Patriot League First Team in 2015, his junior season...Played for the Falmouth Commodores of the Cape Cod League in 2015...Graduated from Newbury Park (CA) High School.

YEAR	CLUB	AVG	G	AB	R	H	2B	3B	HR	RBI	SH	SF	HB	BB	SO	SB	CS	OBP	SLG	OPS
2016	Portland	.333	2	9	1	3	0	0	0	1	0	0	0	1	0	0	0	.333	.333	.666
	Lowell	.268	18	56	8	15	1	1	0	5	2	1	1	8	10	1	1	.364	.321	.685
	Greenville	.163	37	129	15	21	4	0	0	4	3	0	1	9	33	0	1	.223	.194	.417
2017	Greenville	.329	27	76	19	25	6	0	1	11	4	1	2	14	12	1	0	.441	.447	.888
	Portland	.294	6	17	0	5	0	0	0	2	0	0	0	3	5	0	0	.400	.294	.694
	Salem	.234	74	231	26	54	7	3	1	19	4	1	2	24	39	4	3	.310	.303	.613
2018	Portland	.203	58	187	23	38	8	1	2	14	3	0	2	22	39	1	0	.294	.289	.583
	Salem	.200	18	50	3	10	0	0	0	2	0	0	0	3	9	0	2	.245	.200	.445
	Pawtucket	.200	15	45	8	9	1	0	1	5	1	0	0	4	14	1	0	.265	.289	.554
2019	Portland	.175	21	63	2	11	0	0	0	3	0	0	0	5	21	0	1	.235	.175	.410
	Salem	.246	43	138	15	34	11	0	1	13	0	0	2	15	30	0	4	.329	.348	.677
	Minor League Totals		.225	319	1001	120	225	38	5	6	79	17	3	10	107	213	8	12	.305	.291

Player Development

Minor League Players, Continued

LOZADA, Everlouis Rafael

INF

HT: 5-7; **WT:** 150; **BATS:** Switch; **THROWS:** Right; **BORN:** 11/14/1998 in Anaco, Anzoategui, VZ; **RESIDES:** Porlamar, Nueva Esparta, VZ; **SIGNED BY:** Eddie Romero and Ramon Mora; **ACQUIRED:** Signed as an international free agent, 7/2/2015.

CAREER: Has played 2B (168 games), 3B (74 G), and SS (19 G) during his career...In 2017, ranked 6th in the GCL in AVG (.314)...In 2016, led the DSL Red Sox2 in runs (48), walks (tied, 35), and stolen bases (17)...**2019:** Spent all season with Single-A Greenville...Set a career high with 6 HR...Recorded a season-high 4 RBI on 7/4 vs. Charleston and 7/21 vs. Columbia.

YEAR	CLUB	AVG	G	AB	R	H	2B	3B	HR	RBI	SH	SF	HB	BB	SO	SB	CS	OBP	SLG	OPS
2016	DSL Red Sox2	.298	62	248	48	74	12	4	1	30	2	1	3	35	56	17	6	.390	.391	.781
2017	GCL Red Sox	.314	44	159	26	50	9	2	0	20	0	2	1	18	27	6	4	.383	.396	.779
	Lowell	.583	3	12	0	7	0	0	0	1	0	0	0	0	1	0	1	.583	.583	1.166
2018	Greenville	.239	97	343	33	82	16	1	1	32	6	1	7	24	98	2	3	.301	.300	.602
2019	Greenville	.228	65	254	36	58	12	1	6	23	4	2	0	24	63	3	4	.293	.354	.647
Minor League Totals		.267	271	1016	143	271	49	8	8	106	12	6	11	101	245	28	18	.338	.354	.692

LUCAS, Bryan

RHP

HT: 6-2; **WT:** 160; **BATS:** Right; **THROWS:** Right; **BORN:** 12/13/1997 in Santo Domingo, DR; **RESIDES:** Santo Domingo, DR; **SIGNED BY:** Manny Nanita and Junior Vizcaino; **ACQUIRED:** Signed as an international free agent, 7/2/2017.

2019: Spent all season with Short-A Lowell...Made a career-high 10 starts...Tossed a season-high 6.0 IP twice: 7/12 at Batavia and 7/25 at Aberdeen...Allowed 2 ER or fewer in 5 of his first 6 starts.

YEAR	CLUB	W-L	ERA	G-GS	CG-SHO	SV	IP	H	R	ER	HR	HB	BB	SO	SO/9	WHIP	AVG
2018	DSL Red Sox2	0-2	4.08	7-7	0-0	0	17.2	17	10	8	0	1	9	28	14.26	1.47	.246
2019	Lowell	5-6	5.47	13-10	0-0	0	54.1	66	43	33	4	3	19	44	7.29	1.56	.296
Minor League Totals		5-8	5.13	20-17	0-0	0	72.0	83	53	41	4	4	28	72	9.00	1.54	.284

LUGO, Matthew Jabel

SS

HT: 6-1; **WT:** 185; **BATS:** Right; **THROWS:** Right; **BORN:** 5/9/2001 in Manati, PR; **RESIDES:** Barceloneta, PR; **SIGNED BY:** Edgar Perez; **ACQUIRED:** Red Sox 2nd pick (2nd round, 69th overall) in the 2019 June Draft.

CAREER: Enters 2020 ranked by *Baseball America* as the Red Sox' No. 13 prospect...**2019:** Made 32 starts at SS in his first professional season...Hit .310 (.31-for-100) with 11 RBI through his first 27 games, all with the GCL Red Sox...**PERSONAL:** Is the nephew of former MLB All-Star Carlos Beltrán, who played 20 seasons...Played at Carlos Beltrán Baseball Academy in Puerto Rico...Had committed to play baseball at the University of Miami (FL).

YEAR	CLUB	AVG	G	AB	R	H	2B	3B	HR	RBI	SH	SF	HB	BB	SO	SB	CS	OBP	SLG	OPS
2019	GCL Red Sox	.257	39	136	19	35	5	1	1	12	2	1	3	15	36	3	0	.342	.331	.673
	Lowell	.250	2	8	0	2	0	0	0	1	0	0	0	2	0	0	0	.250	.250	.500
Minor League Totals		.257	41	144	19	37	5	1	1	13	2	1	3	15	38	3	0	.337	.326	.664

MACHAMER, Christopher John (Chris)

RHP

HT: 6-1; **WT:** 180; **BATS:** Right; **THROWS:** Right; **BORN:** 6/4/1997 in Canton, OH; **RESIDES:** North Canton, OH; **SIGNED BY:** John Pyle; **ACQUIRED:** Red Sox 16th pick (16th round, 490th overall) in the 2018 June Draft.

2019: Made 2 scoreless starts: 4/18 vs. Rome (5.0 IP) and 6/21 at Lexington (6.0 IP)...Posted a 2.84 ERA in April (5 GS, 8 ER/25.1 IP)...On the injured list from 7/12-20 with a neck strain...**PERSONAL:** Last name is pronounced "MOCK-uh-mer"... Played 2 seasons at the University of Kentucky (2017-18)...Appeared in 47 games (all in relief), going 4-1 with 11 saves, a 3.12 ERA (24 ER/69.1 IP), and a .191 opponent AVG...Pitched for Brewster of the Cape Cod League in the summer of 2017... Graduated in 2016 from Washington High School (Massillon, OH)...Named 2016 Gatorade High School Baseball Player of the Year for Ohio after posting a 0.19 ERA (1 ER/36.1 IP) with 60 SO as a senior.

YEAR	CLUB	W-L	ERA	G-GS	CG-SHO	SV	IP	H	R	ER	HR	HB	BB	SO	SO/9	WHIP	AVG
2017	Lowell	1-2	2.60	10-10	0-0	0	34.2	41	15	10	1	4	10	26	6.75	1.47	.293
2019	Greenville	4-8	6.10	20-20	0-0	0	93.0	118	68	63	12	4	43	55	5.32	1.73	.308
Minor League Totals		5-10	5.15	30-30	0-0	0	127.2	159	83	73	13	8	53	81	5.71	1.66	.304

MADDEN, Charles (Charlie)

C

HT: 6-3; **WT:** 205; **BATS:** Right; **THROWS:** Right; **BORN:** 9/1/1995 in Atlanta, GA; **RESIDES:** Dunwoody, GA; **SIGNED BY:** Brian Moehler; **ACQUIRED:** Red Sox 24th pick (24th round, 731st overall) in the 2017 June Draft.

CAREER: Has thrown out 33 of 130 (25.4%) runners attempting to steal in 113 games at catcher...**2019:** Started 56 games at catcher...Recorded his 1st career multi-HR game on 5/19 at Reading...**PERSONAL:** Played baseball at Mercer University (Macon, GA) from 2014-17...Named to the CoSIDA Academic All-America 2nd Team as a senior...Selected by CWS in the 25th round of the 2016 June Draft, but did not sign...Graduated from Dunwoody (GA) High School.

YEAR	CLUB	AVG	G	AB	R	H	2B	3B	HR	RBI	SH	SF	HB	BB	SO	SB	CS	OBP	SLG	OPS
2017	Lowell	.176	19	51	4	9	3	0	1	5	1	0	1	9	18	0	0	.311	.294	.605
2018	Greenville	.252	33	103	15	26	5	0	2	18	0	2	1	15	29	0	0	.347	.359	.706
	Portland	.000	1	4	0	0	0	0	0	0	0	0	0	2	0	0	0	.000	.000	.000
2019	Salem	.216	40	134	14	29	6	0	1	22	1	2	3	7	50	1	0	.267	.284	.551
	Portland	.225	24	71	6	16	4	0	5	12	1	1	1	1	28	0	0	.243	.493	.736
Minor League Totals		.220	117	363	39	80	18	0	9	57	3	5	6	32	127	1	0	.291	.344	.635

Player
Development

Minor League Players, Continued

MADDOX, Austin Dean

RHP

HT: 6-2; **WT:** 220; **BATS:** Right; **THROWS:** Right; **BORN:** 5/13/1991 in Jacksonville, FL; **RESIDES:** Jacksonville, FL; **SIGNED BY:** Anthony Turco; **ACQUIRED:** Red Sox 23rd pick (3rd round, 118th overall) in the 2012 June Draft.

CAREER: Missed the 2018 and 2019 seasons due to injury...Spent the entire 2018 season on the disabled list with a right shoulder strain, pitching in 8 rehab games before undergoing right shoulder rotator cuff surgery on 9/20/18...Made his ML debut in 2017 after attending spring training as a non-roster invitee with the Red Sox, appearing in 13 games over 4 stints with the big league club before being added to the ALDS roster...Faced 42 RHH in the majors, holding them to 0 XBH and a .150/.190/.150 batting line (6-for-40, 2 BB, 9 SO)...Held ML opponents hitless with RISP (0-for-10)...Recorded a scoreless streak of 16.1 IP, spanning all 13 of his ML outings...Selected to the active big league roster on 6/15/17 and did not allow a run in his first 12 ML appearances...Made his ML debut on 6/17/17 at HOU, pitching the 7th inning and retiring all 3 batters faced (Marwin Gonzalez, Jose Altuve, Carlos Correa)...Allowed his only ML run of the 2017 season in his final outing on 9/28 vs. HOU (Brian McCann solo HR in the 6th inning), entering with the bases loaded in the 4th and striking out Alex Bregman, then pitching a scoreless 5th...Following the 2016 season, made 11 appearances for Zulia in the Venezuelan Winter League (8.2 IP)...**2019:** Missed the entire season recovering from right shoulder rotator cuff surgery...**PERSONAL:** Pitched for 3 seasons at the University of Florida...Named to the SEC Academic Honor Roll in 2011 and selected as the conference's 2010 Freshman of the Year...Named the *Florida Times-Union's* All-1st Coast Baseball Player of the Year at Eagle's View Academy in 2009...Selected by TB in the 37th round of the 2009 June Draft, but did not sign.

YEAR	CLUB	W-L	ERA	G-GS	CG-SHO	SV	IP	H	R	ER	HR	HB	BB	SO	SO/9	WHIP	AVG
2012	GCL Red Sox	0-1	1.80	3-3	0-0	0	5.0	4	1	1	0	0	1	4	7.20	1.00	.222
	Lowell	0-0	0.00	1-1	0-0	0	3.0	2	0	0	0	0	1	4	12.00	1.00	.200
2013	Greenville	4-6	5.63	33-7	0-0	1	88.0	109	67	55	13	3	22	65	6.65	1.49	.294
2014	Salem	1-1	5.82	10-0	0-0	1	21.2	20	14	14	5	1	3	22	9.14	1.06	.244
2015	Salem	1-4	3.71	20-0	0-0	10	26.2	24	13	11	2	2	5	22	7.42	1.09	.238
2016	Salem	2-0	3.33	13-0	0-0	5	24.1	29	10	9	0	0	8	24	8.88	1.52	.290
	Portland	2-3	3.96	23-2	0-0	0	38.2	29	21	17	3	0	16	38	8.84	1.16	.207
	Pawtucket	1-0	1.93	3-0	0-0	0	4.2	4	1	1	1	0	1	2	3.86	1.07	.222
2017	Portland	0-1	1.35	10-0	0-0	2	13.1	9	2	2	0	1	5	8	5.40	1.05	.205
	Pawtucket	2-2	3.50	27-0	0-0	6	36.0	22	14	14	2	0	21	38	9.50	1.19	.176
	BOSTON	0-0	0.52	13-0	0-0	0	17.1	13	1	1	1	0	2	14	7.27	0.87	.200
2018	Pawtucket	1-1	24.55	5-0	0-0	0	3.2	12	10	10	2	0	8	4	9.82	5.45	.522
	Portland	0-1	9.00	1-0	0-0	0	2.0	3	3	2	2	0	0	1	4.50	1.50	.375
	GCL Red Sox	0-0	0.00	2-2	0-0	0	2.0	4	0	0	0	0	0	2	9.00	2.00	.500

2019

Did not pitch due to injury

Major League Totals	0-0	0.52	13-0	0-0	0	17.1	13	1	1	1	0	2	14	7.27	0.87	.200
Minor League Totals	14-20	4.55	151-15	0-0	25	269.0	271	156	136	30	7	91	234	7.83	1.35	.259

MAITA, Angel De Jesus

OF

HT: 5-11; **WT:** 160; **BATS:** Switch; **THROWS:** Right; **BORN:** 5/28/2001 in Barcelona, Anzoategui, VZ; **RESIDES:** Barcelona, Anzoategui, VZ; **SIGNED BY:** Angel Escobar and Rolando Pino; **ACQUIRED:** Signed as international free agent, 9/23/2017.

CAREER: Named Red Sox Minor League Hitter of the Month for June 2018...**2019:** Each of his 38 starts in the outfield came in CF...Went 8-for-14 in a 3-game span from 8/13-15...Closed the season on a 6-game hitting streak.

YEAR	CLUB	AVG	G	AB	R	H	2B	3B	HR	RBI	SH	SF	HB	BB	SO	SB	CS	OBP	SLG	OPS
2018	DSL Red Sox2	.320	45	181	31	58	8	4	0	15	1	2	2	16	38	9	6	.378	.409	.787
2019	GCL Red Sox	.207	41	135	18	28	6	1	0	7	2	0	3	22	42	8	4	.331	.267	.598
Minor League Totals		.272	86	316	49	86	14	5	0	22	3	2	5	38	80	17	10	.357	.348	.705

MARCANO, Naysbel

C

HT: 6-0; **WT:** 175; **BATS:** Right; **THROWS:** Right; **BORN:** 5/23/2002 in Cumare del Tuy, VZ; **RESIDES:** Cumare del Tuy, VZ; **SIGNED BY:** Alex Requena and Eddie Romero; **ACQUIRED:** Signed as international free agent, 7/2/2018.

2019: Ranked among DSL Red Sox2 leaders in RBI (2nd, 28), 2B (2nd, 11), total bases (3rd, 64), and hits (3rd, 45)...Made 32 starts at C, throwing out 34 of 100 (34.0%) attempted base stealers...Recorded 6 RBI on 6/17 at DSL Cubs 1 (3-for-5, 2B)...Hit .319 (22-for-69) with 2 HR and 9 RBI in 19 games during June.

YEAR	CLUB	AVG	G	AB	R	H	2B	3B	HR	RBI	SH	SF	HB	BB	SO	SB	CS	OBP	SLG	OPS
2019	DSL Red Sox2	.257	49	175	22	45	11	1	2	28	0	2	4	13	46	1	1	.320	.366	.685

MARRERO, Alan

C

HT: 5-10; **WT:** 195; **BATS:** Right; **THROWS:** Right; **BORN:** 2/28/1998 in Bayamon, PR; **RESIDES:** Bayamon, PR; **SIGNED BY:** Edgar Perez; **ACQUIRED:** Red Sox 8th pick (8th round, 238th overall) in the 2016 June Draft.

CAREER: Enters 2020 ranked by *Baseball America* as the best defensive catcher in the Red Sox' system...Has thrown out 46 of 175 (26.3%) runners attempting to steal...**2019:** In his first 28 games through 6/10, hit .265 with an .829 OPS (26-for-98, 7 2B, 5 HR)...Placed on the injured list on 8/27 with a concussion and missed the rest of the season...**PERSONAL:** Attended Colegio de Estudios Individualizados in Puerto Rico.

YEAR	CLUB	AVG	G	AB	R	H	2B	3B	HR	RBI	SH	SF	HB	BB	SO	SB	CS	OBP	SLG	OPS
2016	GCL Red Sox	.093	22	54	5	5	0	0	1	3	0	0	2	14	30	0	0	.300	.148	.448
2017	GCL Red Sox	.200	24	75	12	15	3	0	2	8	0	0	4	6	28	0	0	.294	.320	.614
2018	Lowell	.125	20	64	6	8	1	0	1	6	0	0	2	6	18	2	0	.222	.188	.410
	Greenville	.000	1	1	0	0	0	0	0	0	0	0	0	0	1	0	0	.000	.000	.000
2019	Greenville	.201	64	214	23	43	10	0	7	22	0	0	1	31	86	0	1	.305	.346	.651
Minor League Totals		.174	131	408	46	71	14	0	11	39	0	0	9	57	163	2	1	.289	.289	.578

Minor League Players, Continued

MARRERO, Elih

C

HT: 5-9; **WT:** 185; **BATS:** Switch; **THROWS:** Right; **BORN:** 6/21/1997 in Miami, FL; **RESIDES:** Miami, FL; **SIGNED BY:** Willie Romy; **ACQUIRED:** Red Sox 8th pick (8th round, 250th overall) in the 2018 June Draft.

CAREER: Has thrown out 25 of 60 (41.7%) runners attempting to steal...Entered 2019 ranked by *Baseball America* as the best defensive player in the Red Sox' system...**2019:** Threw out 14 of 39 (35.9%) runners attempting to steal...**PERSONAL:** Is the son of former major league catcher Eli Marrero, who appeared in 724 games over 10 seasons from 1997-2006...Began his collegiate career at Mississippi State University (2016-17) before transferring to St. Thomas University in Miami Gardens, FL...Appeared in 62 games during 2018, batting .370 (91-for-246) with 80 RBI, a .593 SLG, 24 2B, 2 3B, and 9 HR...Drew 32 BB and struck out only 21 times in 2018, recording a .438 OBP...Attended Coral Gables Senior High School.

YEAR	CLUB	AVG	G	AB	R	H	2B	3B	HR	RBI	SH	SF	HB	BB	SO	SB	CS	OBP	SLG	OPS
2018	GCL Red Sox	.289	26	83	14	24	3	1	0	9	0	2	1	14	14	0	0	.390	.349	.739
	Lowell	.353	4	17	2	6	3	1	0	4	0	0	0	5	0	0	.353	.647	1.000	
2019	Lowell	.213	20	75	8	16	6	1	0	15	0	2	1	7	14	1	0	.282	.320	.602
	Salem	.191	15	47	3	9	2	0	1	3	0	0	0	3	8	0	0	.240	.298	.538
Minor League Totals		.248	65	222	27	55	14	3	1	31	0	4	2	24	41	1	0	.321	.351	.673

MARTINEZ, Joan Manuel

RHP

HT: 6-3; **WT:** 195; **BATS:** Right; **THROWS:** Right; **BORN:** 8/29/1996 in Santo Domingo Centro, Santo Domingo, DR; **RESIDES:** Santo Domingo Centro, Santo Domingo, DR; **SIGNED BY:** Todd Claus and Michel DeJesus; **ACQUIRED:** Signed as an international free agent, 1/23/2016.

CAREER: Has held RHH to a .205 AVG/.614 OPS...Allowed 0 HR and posted a 0.87 WHIP in 2017 (32.1 IP)...Named Red Sox Minor League Relief Pitcher of the Month for August/September 2017...In 2016, led the DSL Red Sox2 in saves (9)...**2019:** Posted a 2.08 ERA (5 ER/21.2 IP) through 11 games before being placed on the injured list on 5/19 with a left hand fracture...Recorded 7 SO in 3.0 scoreless innings on 4/9 at Lynchburg...Made 2 rehab appearances with Short-A Lowell on 6/14 and 6/18...Reinstated from the IL on 6/21...Posted a 1.42 ERA (2 ER/12.2 IP) from 7/25-8/23.

YEAR	CLUB	W-L	ERA	G-GS	CG-SHO	SV	IP	H	R	ER	HR	HB	BB	SO	SO/9	WHIP	AVG
2016	DSL Red Sox2	1-2	1.88	18-0	0-0	9	28.2	17	7	6	1	5	8	26	8.16	0.87	.175
2017	Lowell	0-2	1.56	11-0	0-0	1	17.1	12	5	3	0	1	4	13	6.75	0.92	.197
	Greenville	1-0	0.60	8-0	0-0	1	15.0	7	1	1	0	1	5	18	10.80	0.80	.137
2018	Salem	2-2	5.19	28-0	0-0	2	50.1	47	29	29	6	6	36	54	9.66	1.65	.254
2019	Salem	4-4	3.88	29-0	0-0	1	48.2	42	28	21	4	8	28	58	10.73	1.44	.232
	Lowell	0-0	6.75	2-0	0-0	0	2.2	0	2	2	0	0	3	4	13.5	1.13	.000
Minor League Totals		8-10	3.43	96-0	0-0	14	162.2	125	72	62	11	21	84	173	9.57	1.28	.214

MATHENY, Michael Tate (Tate)

OF

HT: 6-0; **WT:** 185; **BATS:** Right; **THROWS:** Right; **BORN:** 2/9/1994 in St. Louis, MO; **RESIDES:** Weldon Spring, MO; **SIGNED BY:** Blair Henry; **ACQUIRED:** Selected by the Red Sox in the 4th round (111th overall) of the 2015 June Draft.

CAREER: Entered 2018, 2019, and 2020 ranked by *Baseball America* as the best defensive OF in the Red Sox' system...In his first 5 professional seasons, has played 312 games in CF, 133 in RF, and 24 in LF...Has recorded 41 OF assists and 11 DP...Named Red Sox Minor League Base Runner of the Year in 2017, earning the organization's Base Stealer of the Month award for May and June...Earned Red Sox Minor League Defensive Player of the Month honors in April 2017...Named a 2016 South Atlantic League mid-season and post-season All-Star...**2019:** Set a career high in HR (8)...Ranked 3rd on Double-A Portland with 11 SB...Recorded a career-high 6 RBI on 5/31 at Binghamton (4-for-6, 3 R, 2 HR)...**PERSONAL:** Is the son of Royals manager Mike Matheny...Earned All-Conference honors in each of his 3 seasons at Missouri State University (2013-15)...Hit .319 (217-for-681) with a .411 OBP in 169 career games...Named the team's MVP in 2013 and 2014, also earning *Baseball America* Freshman All-America and MVC Freshman of the Year honors in 2013.

YEAR	CLUB	AVG	G	AB	R	H	2B	3B	HR	RBI	SH	SF	HB	BB	SO	SB	CS	OBP	SLG	OPS
2015	Lowell	.181	52	193	24	35	7	0	0	20	3	3	5	9	52	6	4	.233	.218	.451
2016	Greenville	.277	105	411	59	114	20	4	5	52	4	7	4	28	104	21	12	.324	.282	.706
2017	Salem	.266	114	429	78	114	26	7	7	46	8	3	4	44	119	27	7	.338	.408	.745
2018	Portland	.254	114	398	50	101	19	5	2	41	1	3	3	41	126	12	10	.326	.342	.668
2019	Portland	.240	94	329	36	79	16	1	8	42	4	2	4	14	105	11	7	.278	.368	.646
	Pawtucket	.083	5	12	2	1	0	0	0	3	0	0	1	3	6	1	0	.313	.083	.396
Minor League Totals		.251	484	1772	249	444	88	17	22	204	20	18	21	139	512	78	40	.310	.357	.666

MEJICANO, Yorberto Rafael

C

HT: 5-11; **WT:** 185; **BATS:** Right; **THROWS:** Right; **BORN:** 11/21/2000 in Caracas, Distrito Capital, VZ; **RESIDES:** Los Teques, Estado Miranda, VZ; **SIGNED BY:** Esau Medina and Todd Claus; **ACQUIRED:** Signed as international free agent, 1/10/2019.

2019: Made 21 starts at catcher and threw out 19 of 59 (32.2%) runners attempting to steal.

YEAR	CLUB	AVG	G	AB	R	H	2B	3B	HR	RBI	SH	SF	HB	BB	SO	SB	CS	OBP	SLG	OPS
2019	DSL Red Sox1	.274	29	73	11	20	1	1	0	14	0	2	0	12	13	5	0	.368	.315	.683

Player Development

Minor League Players, Continued

MENESES, Joey

1B/OF

HT: 6-3; **WT:** 220; **BATS:** Right; **THROWS:** Right; **BORN:** 5/6/1992 in Culiacan, Mexico; **RESIDES:** Culiacan, Mexico; **SIGNED BY:** Manuel Samaniego (Braves); **ACQUIRED:** Signed as a minor league free agent, 1/23/2020.

CAREER: Named 2018 International League MVP and Rookie of the Year, as well as a mid- and post-season All-Star...Also named a 2017 Southern League mid-season All-Star...In his minor league career, has made 355 starts at 1B, 160 in RF, and 93 in LF...Originally signed by the Braves on 5/9/11 and played in the ATL organization from 2011-17...Also played for the Phillies' Triple-A Lehigh Valley affiliate in 2018 and for Orix in the Japan Pacific League in 2019...Has played for his hometown Culiacan team in the Mexican Pacific Winter League following each of the last 7 seasons (2013-19)...Played for Mexico in the Caribbean Series following the 2014, '17, and '19 seasons...Is a 4-time Player of the Week honoree, once in the Carolina League (6/12/16) and 3 times in the International League (5/6/18, 5/20/18, 8/5/18)...Hit for the cycle on 5/10/14 for Single-A Rome vs. Asheville...Named GCL Braves Player of the Month for August 2012...**2019:** Played 29 games for Orix in Japan's Pacific League, then hit .332 (79-for-238, 6 HR) with a .918 OPS in 65 games for Culiacan in the Mexican Pacific Winter League...Also played in 4 games in the Caribbean Series.

YEAR	CLUB	AVG	G	AB	R	H	2B	3B	HR	RBI	SH	SF	HB	BB	SO	SB	CS	OBP	SLG	OPS
2011	DSL Braves	.206	19	63	5	13	0	0	0	4	0	0	0	7	14	0	0	.286	.206	.492
2012	GCL Braves	.303	41	145	13	44	5	5	0	14	0	2	3	9	29	2	4	.352	.407	.759
2013	Rome	.257	108	381	36	98	21	4	2	40	1	3	1	28	97	1	5	.308	.349	.657
2014	GCL Braves	.357	4	14	3	5	2	0	0	4	0	0	0	0	0	0	0	.357	.500	.857
	Rome	.283	58	212	30	60	15	3	8	29	1	1	2	22	48	2	1	.354	.495	.850
2015	Carolina	.239	113	394	32	94	18	4	3	41	0	4	3	32	80	2	2	.298	.327	.625
2016	Carolina	.342	66	243	31	83	19	1	5	31	0	1	1	24	38	2	1	.401	.490	.891
	Mississippi	.234	63	222	16	52	9	3	2	15	1	0	1	25	40	0	0	.289	.329	.618
	2017 Mississippi	.292	108	360	44	105	13	0	9	45	1	1	1	38	81	0	0	.360	.403	.763
2018	Lehigh Valley	.311	130	492	75	153	27	1	23	82	0	4	0	40	110	0	0	.360	.510	.870
2019	Orix (Japan)	.206	29	102	7	21	4	0	4	14	0	3	0	13	28	0	1	.288	.363	.651
	Minor League Totals	.280	710	2526	285	707	129	21	52	305	4	16	13	215	537	9	13	.338	.409	.747
	Japan Totals	.206	29	102	7	21	4	0	4	14	0	3	0	13	28	0	1	.288	.363	.651

MIESES, Johan

OF

HT: 6-2; **WT:** 185; **BATS:** Right; **THROWS:** Right; **BORN:** 7/13/1995 in Santo Domingo Este, DR; **RESIDES:** Santo Domingo Este, DR; **ACQUIRED:** Signed as minor league free agent, 11/13/2019.

CAREER: Has spent time in the Dodgers (2013-17) and Cardinals (2018-19) systems...In his first 7 professional seasons, has played 264 games in CF, 236 in RF, and 94 in LF, recording 68 OF assists and 10 DP...Named a 2016 Florida State League mid-season All-Star and 2016 California League post-season All-Star...Selected as a 2016 MiLB.com Dodgers Organization All-Star...**2019:** Split the season with Double-A Springfield (96 games) and Triple-A Memphis (22) in the Cardinals' system...Hit 20+ HR for the 3rd time in his last 4 seasons...Recorded a season-high 4 RBI twice: 4/16 with Memphis vs. San Antonio, 5/11 with Springfield vs. Northwest Arkansas.

YEAR	CLUB	AVG	G	AB	R	H	2B	3B	HR	RBI	SH	SF	HB	BB	SO	SB	CS	OBP	SLG	OPS
2013	DSL Dodgers	.222	16	54	8	12	2	0	0	3	0	0	1	7	13	3	3	.323	.259	.582
2014	DSL Dodgers	.299	59	204	31	61	11	8	5	24	1	1	3	21	40	29	3	.371	.505	.876
2015	Great Lakes	.277	45	166	16	46	10	1	5	20	0	3	1	11	31	7	4	.320	.440	.760
	R. Cucamonga	.245	51	196	35	48	18	1	6	19	3	0	2	13	57	3	1	.299	.439	.737
2016	R. Cucamonga	.247	122	461	72	114	31	3	28	78	1	4	11	36	147	3	7	.314	.510	.824
	Tulsa	.160	90	294	34	47	7	0	16	36	0	1	7	27	116	0	0	.246	.347	.593
	R. Cucamonga	.353	28	116	25	41	17	0	8	27	0	1	2	10	38	0	0	.411	.707	1.118
2018	Palm Beach	.251	65	243	33	61	8	2	10	40	0	4	4	19	53	3	0	.311	.424	.735
	Springfield	.205	57	219	26	45	8	1	9	31	1	0	2	11	62	0	0	.250	.374	.624
2019	Memphis	.339	22	62	12	21	1	1	6	17	0	0	0	8	11	0	1	.414	.677	1.092
	Springfield	.213	96	324	41	69	11	0	16	49	1	1	11	30	86	6	0	.301	.395	.696
	Minor League Totals	.242	651	2339	333	565	124	17	109	344	7	15	44	193	654	54	19	.310	.449	.758

MILLER, Dean Howard

OF

HT: 6-2; **WT:** 235; **BATS:** Right; **THROWS:** Right; **BORN:** 1/30/1997 in Riverside, CA; **RESIDES:** Moreno Valley, CA; **SIGNED BY:** Jim Woodward; **ACQUIRED:** Red Sox 24th pick (24th round, 737th overall) in the 2019 June Draft.

2019: Led the GCL Red Sox in RBI (24), SLG (.508), and OPS (.878)...In his final 14 games (beginning 8/13), hit .362 (17-for-47) with 10 XBH and a 1.170 OPS...Had an .878 OPS vs. LHP and an .875 OPS vs. RHP...**PERSONAL:** Played baseball at Riverside City College (2016-17) and the University of California Riverside (2018-19)...As a senior was named to the All-Big West Conference First Team after hitting .365 with 14 HR in 52 games...Graduated from Ramona High School.

YEAR	CLUB	AVG	G	AB	R	H	2B	3B	HR	RBI	SH	SF	HB	BB	SO	SB	CS	OBP	SLG	OPS
2019	GCL Red Sox	.289	37	128	20	37	10	3	4	24	1	1	2	15	40	1	0	.370	.508	.878

Minor League Players, Continued

MILLIGAN, Lane Austin

OF

HT: 6-2; **WT:** 200; **BATS:** Left; **THROWS:** Right; **BORN:** 3/22/1995 in Denver, CO; **RESIDES:** Binger, OK; **SIGNED BY:** Lane Decker; **ACQUIRED:** Red Sox 17th pick (17th round, 520th overall) in the 2018 June Draft.

CAREER: Has made 16 starts in CF, 7 in LF, 6 in RF, and 9 at catcher...**2019:** Spent the entire season on the injured list (left shoulder dislocation)...**PERSONAL:** Played at the University of New Mexico (2014-15) and Oklahoma City University (2017-18)...In 92 games from 2017-18, hit .441 with 20 2B, 19 3B, 20 HR, and 117 RBI...Named an NAIA 1st-Team All-American after leading the NAIA in RBI (90), triples (15), and hits (103)...His 15 3B set an NAIA single-season record...Helped Cherry Creek High School (Greenwood Village, CO) win 4 straight district championships from 2010-13.

YEAR	CLUB	AVG	G	AB	R	H	2B	3B	HR	RBI	SH	SF	HB	BB	SO	SB	CS	OBP	SLG	OPS
2018	GCL Red Sox	.329	20	76	11	25	6	0	1	12	1	1	2	9	16	0	1	.409	.447	.856
	Lowell	.253	22	87	11	22	5	3	1	11	0	1	0	6	21	2	1	.298	.414	.712
2019									Did not play											
Minor League Totals		.288	42	163	22	47	11	3	2	23	1	2	2	15	37	2	2	.352	.429	.781

MIRANDA, Samuel Humberto

C

HT: 6-1; **WT:** 175; **BATS:** Left; **THROWS:** Right; **BORN:** 8/21/1997 in Santa Rita, Aragua, VZ; **RESIDES:** Santa Rita, Aragua, VZ; **SIGNED BY:** Wilder Lobo and Rolando Pino; **ACQUIRED:** Signed as an international free agent, 8/21/2013.

CAREER: Has thrown out 129 of 320 (40.3%) runners attempting to steal...**2019:** On the injured list from 6/15-25 (right foot contusion) and 7/11-26 (left thumb contusion).

YEAR	CLUB	AVG	G	AB	R	H	2B	3B	HR	RBI	SH	SF	HB	BB	SO	SB	CS	OBP	SLG	OPS
2014	DSL Red Sox	.241	26	87	11	21	5	0	0	12	1	2	4	7	11	3	1	.320	.299	.619
2015	DSL Red Sox1	.276	32	116	12	32	9	0	0	22	0	3	2	7	9	0	0	.320	.353	.673
	DSL Red Sox2	.232	18	56	6	13	2	0	0	3	1	0	2	11	8	0	2	.377	.268	.645
2016	GCL Red Sox	.291	27	86	5	25	6	0	2	16	1	1	3	5	16	0	0	.347	.430	.777
2017	Lowell	.200	38	125	10	25	4	1	0	7	2	1	2	8	36	0	0	.257	.248	.505
2018	Greenville	.212	58	193	18	41	9	0	2	22	3	0	6	8	42	0	1	.266	.290	.556
2019	Salem	.208	8	24	2	5	1	1	1	3	0	0	0	0	10	0	0	.208	.458	.667
	Lowell	.053	7	19	2	1	1	0	0	0	0	0	2	0	8	0	0	.143	.105	.248
	Greenville	.250	9	28	4	7	1	0	1	2	0	0	0	1	8	0	0	.276	.393	.669
Minor League Totals		.232	223	734	70	170	38	2	6	87	8	7	21	47	148	3	4	.294	.313	.608

MONTERO, Alexander

RHP

HT: 6-3; **WT:** 180; **BATS:** Right; **THROWS:** Right; **BORN:** 9/21/1997 in Yaguata, San Cristobal, DR; **RESIDES:** Yaguata, San Cristobal, DR; **SIGNED BY:** Eddie Romero and Jonathan Cruz; **ACQUIRED:** Signed as an international free agent, 7/2/2017.

CAREER: Has allowed only 1 HR in 55.0 IP...Began his pro career with 3 consecutive scoreless outings (10.0 IP)...**2019:** As a reliever, held opponents to a .243 AVG (9-for-37).

YEAR	CLUB	W-L	ERA	G-GS	CG-SHO	SV	IP	H	R	ER	HR	HB	BB	SO	SO/9	WHIP	AVG
2017	DSL Red Sox	0-0	4.11	5-4	0-0	0	15.1	15	7	7	0	2	6	15	8.80	1.37	.263
2018	Lowell	0-1	1.86	4-4	0-0	0	19.1	12	5	4	0	1	4	21	9.78	0.83	.179
2019	GCL Red Sox	0-2	5.75	10-5	0-0	0	20.1	25	17	13	1	3	12	22	9.74	1.82	.305
Minor League Totals		0-3	3.93	19-13	0-0	0	55.0	52	29	24	1	6	22	58	9.49	1.35	.252

MOSQUEDA, Oddanier Eduardo

LHP

HT: 5-10; **WT:** 155; **BATS:** Left; **THROWS:** Left; **BORN:** 5/6/1999 in Caracas, Distrito Capital, VZ; **RESIDES:** Caracas, Distrito Capital, VZ; **SIGNED BY:** Rolando Pino and Manuel Padron; **ACQUIRED:** Signed as an international free agent, 7/2/2015.

CAREER: In 61 relief appearances, has posted a 3.23 ERA and a .209 opponent AVG (128.0 IP, 96 H, 46 ER)...Has averaged more than 11.00 SO/9.0 IP in 3 of his 4 seasons...In 2018, ranked 3rd among New York Penn-League relievers with a .171 opponent AVG and 11.37 SO/9.0 IP...Following the 2018 season, made 5 appearances (1 start) for Anzoategui of the Venezuelan Winter League...**2019:** Allowed 0 ER in 8 consecutive outings from 5/9-6/21 (16.1 IP, 24 SO)...On the injured list from 5/24-6/6 (left biceps tendinitis) and 7/13-8/2 (left shoulder impingement syndrome).

YEAR	CLUB	W-L	ERA	G-GS	CG-SHO	SV	IP	H	R	ER	HR	HB	BB	SO	SO/9	WHIP	AVG
2016	DSL Red Sox	2-2	2.36	16-0	0-0	1	42.0	26	15	11	0	3	19	54	11.57	1.07	.183
2017	GCL Red Sox	0-5	7.38	11-10	0-0	0	39.0	48	34	32	3	3	22	31	7.15	1.79	.310
2018	Lowell	3-1	2.84	17-0	0-0	1	31.2	19	13	10	0	1	21	40	11.37	1.26	.171
2019	Greenville	2-2	3.29	27-0	0-0	2	52.0	44	23	19	4	5	21	69	11.94	1.25	.228
Minor League Totals		7-10	3.94	71-10	0-0	4	164.2	137	85	72	7	12	83	194	10.6	1.34	.228

MUÑOZ, Nixon Javier

LHP

HT: 5-10; **WT:** 150; **BATS:** Left; **THROWS:** Left; **BORN:** 10/8/2000 in Rivas, Nicaragua; **RESIDES:** Rivas, Nicaragua; **SIGNED BY:** Rafael Mendoza; **ACQUIRED:** Signed as international free agent, 7/3/2017.

2019: Named Red Sox Latin Program Pitcher of the Year...Led the Dominican Summer League Red Sox1 with a 2.40 ERA (16 ER/60.0 IP), the 11th-lowest mark in the league...Recorded 62 SO and only 5 BB...Held LHH to a .190 AVG/.453 OPS (0 HR)...Struck out a season-high 10 batters without issuing a walk over 4.0 IP vs. the DSL Dodgers Bautista.

YEAR	CLUB	W-L	ERA	G-GS	CG-SHO	SV	IP	H	R	ER	HR	HB	BB	SO	SO/9	WHIP	AVG
2019	DSL Red Sox1	5-2	2.40	14-8	0-0	0	60.0	56	19	16	1	4	5	62	9.30	1.02	.247

Player Development

Minor League Players, Continued

MURPHY, Christopher Michael (Chris)

LHP

HT: 6-1; **WT:** 175; **BATS:** Left; **THROWS:** Left; **BORN:** 6/5/1998 in Mission Hills, CA; **RESIDES:** Granada Hills, CA; **SIGNED BY:** JJ Altobelli; **ACQUIRED:** Red Sox 6th pick (6th round, 197th overall) in the 2019 June Draft.

CAREER: Enters 2020 ranked by *Baseball America* as the Red Sox' No. 14 prospect...**2019:** Among the 117 New York-Penn League pitchers who threw 30.0+ innings, ranked 2nd in ERA (1.08) and 10th in WHIP (0.90)...Allowed only 1 HR and held opponents to a .197 AVG...Held LHH to a .143 AVG/.422 OPS (4-for-28, 0 HR, 0 BB, 9 SO)...Allowed 0 ER in 8 of his 10 starts, including in 5 straight from 8/2-24 (19.1 IP)...**PERSONAL:** Pitched at the University of San Diego from 2017-19, going 13-12 with a 3.98 ERA and 267 SO in 214.2 IP over 43 appearances (37 starts)...Graduated from Granada Hills (CA) High School, where he threw 2 no-hitters...As a senior, posted a 0.99 ERA with 118 SO in 67.2 IP.

YEAR	CLUB	W-L	ERA	G-GS	CG-SHO	SV	IP	H	R	ER	HR	HB	BB	SO	SO/9	WHIP	AVG
2019	Lowell	0-1	1.08	10-10	0-0	0	33.1	23	6	4	1	3	7	34	9.18	0.90	.197

NAIL, Brendan

LHP

HT: 6-0; **WT:** 190; **BATS:** Right; **THROWS:** Left; **BORN:** 10/18/1995 in Greensboro, NC; **RESIDES:** Greensboro, NC; **SIGNED BY:** Pat Portugal; **ACQUIRED:** Signed as a non-drafted free agent, 8/16/2017.

CAREER: Has averaged 14.10 SO/9.0 IP and held opponents to a .195 AVG in his career...Has held LHH to a .173 AVG/.627 OPS and RHH to a .203 AVG/.596 OPS...**2019:** Allowed 6 ER over 4.0 IP in his first 2 outings, but in his remaining 21 games he posted a 1.77 ERA and a .153 opponent AVG (35.2 IP, 19 H, 7 ER, 61 SO)...**PERSONAL:** Played baseball at Western Carolina University from 2015-17...Graduated from Page (NC) High School.

YEAR	CLUB	W-L	ERA	G-GS	CG-SHO	SV	IP	H	R	ER	HR	HB	BB	SO	SO/9	WHIP	AVG
2017	Lowell	1-0	0.00	2-0	0-0	0	4.0	4	0	0	0	0	1	5	11.25	1.25	.250
	Greenville	1-0	0.00	1-0	0-0	0	1.0	0	0	0	0	0	0	0	0.00	0.00	.000
2018	Greenville	0-1	3.52	5-0	0-0	0	7.2	6	9	3	0	1	6	13	15.26	1.57	.214
2019	Greenville	0-1	3.96	15-0	0-0	0	25.0	21	12	11	3	3	16	37	13.32	1.48	.223
	Lowell	0-0	1.23	8-0	0-0	4	14.2	6	4	2	0	1	6	27	16.57	0.82	.122
Minor League Totals		2-2	2.75	31-0	0-0	4	52.1	37	25	16	3	5	29	82	14.10	1.26	.195

NETZER, Brett

2B

HT: 6-0; **WT:** 195; **BATS:** Left; **THROWS:** Right; **BORN:** 6/4/1996 in Tega Cay, SC; **RESIDES:** Tega Cay, SC; **SIGNED BY:** Pat Portugal; **ACQUIRED:** Red Sox 3rd pick (3rd round, 101st overall) in the 2017 June Draft.

CAREER: Named Red Sox Minor League Defensive Player of the Month for April 2018 and Base Runner of the Month for July 2017...In 2018, led High-A Salem with 130 hits and 31 2B...Entered the 2019 season ranked by *Baseball America* as the Red Sox' No. 29 prospect...**2019:** Led Double-A Portland in games played (130) and hits (112) and ranked 2nd in doubles (24) and runs (56)...Opened the season with an 11-game hitting streak from 4/4-19 (.326 AVG, 15-for-46)...In a 22-game span from 7/27-8/19, hit .316 (25-for-79, 4 HR)...**PERSONAL:** Played baseball for 3 seasons at UNC-Charlotte (2015-17), hitting .351 (208-for-593) with 10 HR in 152 games...Batted .371 in 78 career games at Fort Mill (SC) High School.

YEAR	CLUB	AVG	G	AB	R	H	2B	3B	HR	RBI	SH	SF	HB	BB	SO	SB	CS	OBP	SLG	OPS
2017	Lowell	.317	22	82	11	26	6	0	0	14	1	2	0	9	20	0	3	.376	.390	.766
	Greenville	.260	26	100	15	26	4	0	0	13	1	2	2	9	24	5	1	.327	.300	.627
2018	Salem	.270	124	480	50	130	31	3	2	50	2	7	5	37	115	3	8	.325	.360	.684
2019	Portland	.247	130	454	56	112	24	1	8	50	5	3	5	45	128	3	4	.320	.357	.676
Minor League Totals		.263	302	1117	132	294	65	4	10	127	9	14	12	100	287	11	16	.327	.355	.682

NISHIOKA, Tanner Reginald

2B/3B

HT: 5-11; **WT:** 190; **BATS:** Right; **THROWS:** Right; **BORN:** 10/22/1994 in Honolulu, HI; **RESIDES:** Honolulu, HI; **SIGNED BY:** Jim Woodward; **ACQUIRED:** Red Sox 9th pick (9th round, 281st overall) in the 2017 June Draft.

CAREER: Has made 68 starts at 3B, 65 at 2B, and 1 in LF...Has a career .298 AVG/.807 OPS against LHP and a .284 AVG/.778 OPS vs. RHP...Named Red Sox Minor League Hitter of the Month for August/September 2018...**2019:** Opened the season going 8-for-20 (.400) with 3 2B before being placed on the injured list...On the IL from 4/12-5/6 (right oblique muscle strain) and 7/21-8/1 (left oblique muscle strain)...In his final 19 games (beginning 8/6), hit .345 (19-for-55, 7 2B)...**PERSONAL:** Was an academic All-American at Pomona College, graduating in 2017 as a neuroscience major...Aspires to attend medical school...Attended Iolani High School in Honolulu, HI, where he was also a standout punter and wide receiver on the football team.

YEAR	CLUB	AVG	G	AB	R	H	2B	3B	HR	RBI	SH	SF	HB	BB	SO	SB	CS	OBP	SLG	OPS
2017	Lowell	.268	22	71	6	19	2	1	0	4	0	1	5	5	20	6	0	.354	.324	.678
2018	Portland	.300	3	10	2	3	2	0	0	0	0	0	0	0	3	0	0	.300	.500	.800
	Greenville	.322	84	301	51	97	20	2	11	52	1	1	9	31	70	4	3	.401	.512	.912
2019	Salem	.250	78	248	21	62	18	0	2	38	0	7	14	13	72	5	1	.316	.347	.662
Minor League Totals		.287	187	630	80	181	42	3	13	94	1	9	28	49	165	15	4	.360	.425	.786

NORTHCUT, Nicholas Tyler

3B

HT: 6-1; **WT:** 200; **BATS:** Right; **THROWS:** Right; **BORN:** 6/13/1999 in Cincinnati, OH; **RESIDES:** Mason, OH; **SIGNED BY:** John Pyle; **ACQUIRED:** Red Sox 11th pick (11th round, 340th overall) in the 2018 June Draft.

CAREER: Has played no position other than 3B...Entered 2019 ranked by *Baseball America* as the Red Sox' No. 19 prospect...**2019:** Had 3 doubles and 3 RBI in Short-A Lowell's season opener (6/14 vs. Connecticut)...Was 1 of 2 players in the New York-Penn League with 3 doubles in a game in 2019...**PERSONAL:** Graduated in 2018 from William Mason High School (OH)...Named Ohio Gatorade Player of the Year in 2018...Selected as the Greater Miami Conference Player of the Year following his junior season...Played at Fenway Park and Yankee Stadium in 2017 while participating in the Summer Rivalry Classic, hitting 3 HR during the game at Yankee Stadium...Also played in the 2017 Perfect Game All-American Classic at Petco Park.

Player Development

Minor League Players, Continued

YEAR	CLUB	AVG	G	AB	R	H	2B	3B	HR	RBI	SH	SF	HB	BB	SO	SB	CS	OBP	SLG	OPS
2017	Lowell	.268	22	71	6	19	2	1	0	4	0	1	5	5	20	6	0	.354	.324	.678
	Portland	.300	3	10	2	3	2	0	0	0	0	0	0	0	3	0	0	.300	.500	.800
	Greenville	.322	84	301	51	97	20	2	11	52	1	1	9	31	70	4	3	.401	.512	.912
2018	Lowell	.211	54	194	20	41	10	2	1	22	1	1	1	20	60	1	1	.287	.299	.586
Minor League Totals		.217	101	360	36	78	20	2	3	47	1	3	5	36	115	1	1	.295	.308	.603

OSINSKI, Michael David

3B/1B

HT: 6-2; **WT:** 195; **BATS:** Right; **THROWS:** Right; **BORN:** 8/4/1995 in Vestal, NY; **RESIDES:** Vestal, NY; **SIGNED BY:** Chris Calciano; **ACQUIRED:** Red Sox 31st pick (31st round, 941st overall) in the 2017 June Draft.

CAREER: Has made 66 starts at 3B, 57 at 1B, 14 at SS, and 3 in RF...Has also appeared in 1 game at catcher, 1 in LF, and 1 as a pitcher...Has hit .274 vs. LHP (0 HR) and .274 vs. RHP (5 HR)...**2019:** On the injured list from 4/12-6/28 (left hand fracture)...

PERSONAL: Played baseball at Longwood University in Farmville, VA...In 2017, led the team in AVG (.308), runs (53), hits (62), doubles (14), HR (3), RBI (36), and total bases (89)...Graduated from Vestal (NY) High School.

YEAR	CLUB	AVG	G	AB	R	H	2B	3B	HR	RBI	SH	SF	HB	BB	SO	SB	CS	OBP	SLG	OPS
2017	GCL Red Sox	.222	3	9	1	2	0	0	0	0	0	0	2	1	2	1	0	.417	.222	.639
	Lowell	.261	41	153	19	40	8	1	2	14	0	2	2	12	43	3	0	.320	.366	.686
2018	Greenville	.298	45	161	20	48	6	1	2	25	0	0	3	18	36	1	1	.379	.385	.764
	Salem	.294	54	187	28	55	8	0	1	22	1	2	5	16	37	7	2	.362	.353	.715
2019	Salem	.277	29	65	10	18	6	0	0	7	1	0	1	11	15	0	0	.390	.369	.759
	Portland	.192	17	52	5	10	2	1	0	5	0	1	1	7	18	0	0	.295	.269	.564
	Pawtucket	.000	1	4	0	0	0	0	0	0	0	0	0	0	2	0	0	.000	.000	.000
Minor League Totals		.274	190	631	83	173	30	3	5	73	3	5	14	65	153	12	3	.352	.355	.707

PADRON-ARTILLES, Yusniel

RHP

HT: 6-0; **WT:** 187; **BATS:** Right; **THROWS:** Right; **BORN:** 11/27/1997 in Havana, Cuba; **RESIDES:** Miami Springs, FL; **SIGNED BY:** Willie Romy; **ACQUIRED:** Red Sox 22nd pick (22nd round, 670th overall) in the 2018 June Draft.

CAREER: Has held RHH to a .185 AVG/.498 OPS with 94 SO and 10 BB...**2019:** Led Short-A pitchers in strikeouts (84), tied for the New York-Penn League lead in wins (7), and led Lowell in innings (64.0)...Began the season with Single-A Greenville... Transferred to Lowell on 6/7 and in his first 10 outings with the Spinners (8 GS) posted a 2.00 ERA (12 ER/54.0 IP) with a 1.02 WHIP and a .209 opponent AVG...On 7/2 vs. Vermont, recorded a season-high 10 SO and allowed 2 hits in 6.0 scoreless innings...Returned to Greenville on 8/31 and made 1 last start with the Drive...In Game 2 of the New York-Penn League semifinals, threw 6.0 scoreless innings of relief with 14 SO, 0 BB, and 1 hit allowed; struck out 12 consecutive batters faced in that game, believed to be tied for the longest streak ever in a major or minor league game (also Luis Ramirez for Short-A Aberdeen vs. Jamestown on 6/23/2004)...**PERSONAL:** As a freshman at Miami Dade College, was named 2018 Southern Conference Pitcher of the Year and 1st Team All-Southern Conference.

YEAR	CLUB	W-L	ERA	G-GS	CG-SHO	SV	IP	H	R	ER	HR	HB	BB	SO	SO/9	WHIP	AVG
2018	GCL Red Sox	3-1	3.74	11-2	0-0	0	21.2	23	9	9	1	0	3	19	7.89	1.20	.271
2019	Lowell	7-1	2.67	13-9	0-0	0	64.0	55	22	19	6	2	14	84	11.81	1.08	.227
	Greenville	0-2	5.25	6-3	0-0	0	24.0	27	14	14	3	0	7	25	9.38	1.42	.281
Minor League Totals		10-4	3.45	30-14	0-0	0	109.2	105	45	42	10	2	24	128	10.50	1.18	.248

PANTOJA, Yorvin Wilker

LHP

HT: 5-11; **WT:** 175; **BATS:** Left; **THROWS:** Left; **BORN:** 9/22/1997 in Caruao, Vargas, VZ; **RESIDES:** La Sabana, Vargas, VZ; **SIGNED BY:** Eddie Romero and Manuel Padron; **ACQUIRED:** Signed as an international free agent, 7/24/2014.

CAREER: 50 of his 52 outings from 2015-18 were starts...Switched to a full-time reliever in 2019...Has held LHH to a .233 AVG (62-for-266)...In 2018, led Short-A Lowell with 68.1 IP and 13 starts...**2019:** Appeared exclusively as a reliever for the 1st time...Ranked among Single-A Greenville pitchers in wins (T-1st, 6) and appearances (2nd, 36)...Struck out 10.62 batters per 9.0 IP, his best full-season rate, also setting a career high with 72 SO...Limited opponents to a .149 AVG (10-for-67) with RISP...18 of his appearances were 2.0+ innings, including a season-high 3.1 IP twice.

YEAR	CLUB	W-L	ERA	G-GS	CG-SHO	SV	IP	H	R	ER	HR	HB	BB	SO	SO/9	WHIP	AVG
2015	DSL Red Sox2	4-0	2.35	14-14	0-0	0	69.0	53	24	18	1	2	29	66	8.61	1.19	.209
2016	DSL Red Sox2	0-1	3.86	3-3	0-0	0	14.0	12	6	6	1	0	7	13	8.36	1.36	.245
	GCL Red Sox	0-2	2.00	6-5	0-0	0	27.0	19	11	6	1	1	12	33	11.00	1.15	.188
2017	Lowell	0-7	5.46	15-15	0-0	0	57.2	60	42	35	6	6	33	40	6.24	1.61	.274
2018	Lowell	4-3	3.56	14-13	0-0	0	68.1	60	30	27	3	3	26	47	6.19	1.26	.238
2019	Greenville	6-3	3.54	36-0	0-0	1	61.0	46	29	24	4	5	30	72	10.62	1.25	.207
Minor League Totals		14-16	3.52	88-50	0-0	1	297.0	250	142	116	16	17	137	271	8.21	1.30	.228

PARRA, Robinson Gerardo

RHP

HT: 6-3; **WT:** 190; **BATS:** Right; **THROWS:** Right; **BORN:** 9/28/1998 in Carora, VZ; **RESIDES:** Barquisimeto, Lara, VZ; **SIGNED BY:** Michel DeJesus and Rolando Pino; **ACQUIRED:** Signed as international free agent, 2/9/2018

2019: Led DSL Red Sox2 pitchers in appearances (19) and wins (tied, 4)...10 of his 19 appearances were scoreless.

YEAR	CLUB	W-L	ERA	G-GS	CG-SHO	SV	IP	H	R	ER	HR	HB	BB	SO	SO/9	WHIP	AVG
2018	DSL Red Sox2	1-2	5.12	11-0	0-0	1	31.2	18	20	18	0	7	31	26	7.39	1.55	.180
2019	DSL Red Sox2	4-1	1.91	19-0	0-0	3	37.2	30	14	8	1	9	23	30	7.17	1.41	.242
Minor League Totals		5-3	3.38	30-0	0-0	4	69.1	48	34	26	1	16	54	56	7.27	1.47	.214

Player Development

Minor League Players, Continued

PAULINO, Eddinson Antonio

INF

HT: 5-10; **WT:** 155; **BATS:** Left; **THROWS:** Right; **BORN:** 7/2/2002 in Santiago de los Caballeros, DR; **RESIDES:** Santiago de los Caballeros, DR; **SIGNED BY:** Esau Medina and Eddie Romero; **ACQUIRED:** Signed as international free agent, 7/2/2018
2019: Played in 18 games at SS and 11 at 2B...Hit .301 (25-for-83) vs. LHP and .353 (12-for-34) with RISP.

YEAR	CLUB	AVG	G	AB	R	H	2B	3B	HR	RBI	SH	SF	HB	BB	SO	SB	CS	OBP	SLG	OPS
2019	DSL Red Sox1	.287	35	108	17	31	2	4	0	10	1	0	1	18	23	2	6	.394	.380	.773

PAULINO, Leon Alberto

OF

HT: 6-3; **WT:** 205; **BATS:** Both; **THROWS:** Right; **BORN:** 11/15/2000 in Lowell, MA; **RESIDES:** Hollywood, FL; **SIGNED BY:** Willie Romay; **ACQUIRED:** Red Sox 23rd pick (23rd round, 707th overall) in the 2019 June Draft.

2019: Played 16 games in RF and 5 in LF...Recorded an RBI in 4 consecutive games from 7/17-31...**PERSONAL:** Graduated from Florida Virtual School...Had committed to play baseball at Florida International University.

YEAR	CLUB	AVG	G	AB	R	H	2B	3B	HR	RBI	SH	SF	HB	BB	SO	SB	CS	OBP	SLG	OPS
2019	GCL Red Sox	.153	25	72	8	11	4	0	0	4	0	0	1	11	36	1	1	.274	.208	.482

PEREZ, Brandon

CF

HT: 6-3; **WT:** 180; **BATS:** Left; **THROWS:** Right; **BORN:** 12/6/1999 in Havana, Cuba; **RESIDES:** Miami Beach, FL; **SIGNED BY:** Willie Romay; **ACQUIRED:** Red Sox 32nd pick (32nd round, 970th overall) in the 2018 June Draft.

CAREER: Hit .302 (38-for-126) vs. LHP and .313 (15-for-48) with RISP in his first 2 professional seasons...**2019:** Set career highs in AVG (.277), OBP (.358), SLG (.345), and OPS (.703)...Had 9 RBI in 15 games during July, batting .291 (16-for-55) during the month...**PERSONAL:** Graduated in 2018 from Miami Beach High School, where he posted a .560 AVG as a senior (51-for-91, 9 2B, 2 3B, 3 HR).

YEAR	CLUB	AVG	G	AB	R	H	2B	3B	HR	RBI	SH	SF	HB	BB	SO	SB	CS	OBP	SLG	OPS
2018	GCL Red Sox	.220	11	41	2	9	1	0	0	1	0	0	0	2	11	0	1	.256	.244	.500
2019	GCL Red Sox	.277	34	119	16	33	5	0	1	20	0	0	2	13	35	2	2	.358	.345	.703
Minor League Totals		.263	45	160	18	42	6	0	1	21	0	0	2	15	46	2	3	.333	.319	.652

PERRY, Aaron

RHP

HT: 5-11; **WT:** 175; **BATS:** Right; **THROWS:** Right; **BORN:** 6/7/1999 in Charleston, WV; **RESIDES:** Hurricane, WV; **SIGNED BY:** John Pyle; **ACQUIRED:** Red Sox 14th pick (14th round, 431st overall) in the 2017 June Draft.

2019: Allowed 1 or 0 ER in 7 of his 9 outings...Tossed 3.0+ scoreless IP on 6/26 at GCL Braves, 7/2 vs. GCL Orioles, 8/2 at GCL Twins, and 8/23 vs. GCL Twins...**PERSONAL:** Drafted by BOS out of Hurricane (WV) High School, where he posted a 0.33 ERA as a senior.

YEAR	CLUB	W-L	ERA	G-GS	CG-SHO	SV	IP	H	R	ER	HR	HB	BB	SO	SO/9	WHIP	AVG
2017																	
2018																	
2019	GCL Red Sox	0-2	3.00	9-5	0	0	21.0	11	9	7	0	2	19	18	7.71	1.43	.155
Minor League Totals		0-2	3.00	9-5	0	0	21.0	11	9	7	0	2	19	18	7.71	1.43	.155

POLITI, Andrew Joseph

RHP

HT: 6-0; **WT:** 191; **BATS:** Right; **THROWS:** Right; **BORN:** 6/4/1996 in Long Valley, NJ; **RESIDES:** Long Valley, NJ; **SIGNED BY:** Ray Fagnant; **ACQUIRED:** Red Sox 15th pick (15th round, 460th overall) in the 2018 June Draft.

CAREER: Enters 2020 ranked by *Baseball America* as the Red Sox' No. 23 prospect...49 of his 54 appearances have come in relief...In his first 2 professional seasons, posted a 2nd half ERA of 1.99 (12 ER/54.1 IP)...Named Carolina League Pitcher of the Week in August 2019 (8/19-25) after allowing 0 ER in 9.0 IP over 2 starts (1 R, 2 BB, 10 SO)...**2019:** Ranked among High-A Salem leaders in appearances (2nd, 33) and SO (4th, 96)...Held RHH to a .179 AVG (31-for-173) with just 4 2B and 2 HR...Each of his last 3 appearances were starts (0.76 ERA, 2 ER/23.2 IP)...Posted a 1.51 ERA (8 ER/47.2 IP) in 14 appearances (5 starts) in the 2nd half...**PERSONAL:** Pitched at Seton Hall University (2015-18), earning the school's Academic Merit Award for graduating with a 3.2 or better cumulative GPA...Selected to the 2018 Big East Championship All-Tournament Team after allowing just 1 run over 9.0 IP and striking out a tournament-high 15 batters...Graduated in 2014 from West Morris Central High School in Chester, N.J...Threw a no-hitter in 2014, when he posted a 0.94 ERA.

YEAR	CLUB	W-L	ERA	G-GS	CG-SHO	SV	IP	H	R	ER	HR	HB	BB	SO	SO/9	WHIP	AVG
2018	Lowell	1-1	4.34	21-0	0-0	7	29.0	30	15	14	2	2	10	43	13.34	1.38	.270
2019	Salem	5-2	3.55	33-5	0-0	1	78.2	56	37	31	4	2	37	96	10.98	1.18	.196
Minor League Totals		6-3	3.76	54-5	0-0	8	107.2	86	52	45	6	4	47	139	11.62	1.24	.217

PROFAR, Juremi Gregorius

1B

HT: 6-1; **WT:** 185; **BATS:** Right; **THROWS:** Right; **BORN:** 1/30/1996 in Willemstad, Curacao; **RESIDES:** Willemstad, Curacao; **SIGNED BY:** Jose Felomonía, Chu Halabi and Mike Daly (Rangers); **ACQUIRED:** Signed as minor league free agent, 11/22/2019

CAREER: Spent each of his first 7 season in the Rangers' system...Named a Texas League mid-season All-Star in 2019...Selected as South Atlantic League Player of the Week in 2015 (7/27-8/2) and Texas League Player of the Week in 2017 (7/10-16)...Has appeared defensively at 3B (291 games), 1B (185 G), 2B (58 G), SS (40 G), and C (1 G)...**2019:** Split the season between Double-A Frisco and Triple-A Nashville, his most advanced professional level...Set career highs in games (113), doubles (26), RBI (60), and BB (38)...Tied career highs in hits (115) and HR (10)...Played primarily 1B (72 games) while also seeing time at 3B (16 G) and 2B (4 G)...**PERSONAL:** Is the brother of Jurickson Profar.

Minor League Players, Continued

YEAR	CLUB	AVG	G	AB	R	H	2B	3B	HR	RBI	SH	SF	HB	BB	SO	SB	CS	OBP	SLG	OPS
2013	DSL Rangers	.281	63	217	38	61	13	1	0	44	2	3	7	22	13	1	4	.361	.350	.712
2014	Spokane	.247	67	251	26	62	10	0	1	36	3	5	2	22	47	1	1	.307	.299	.606
	Hickory	.269	7	26	3	7	0	0	1	4	0	0	0	2	3	1	0	.321	.385	.706
	Round Rock	.333	2	6	1	2	0	0	0	0	0	0	0	0	0	0	0	.333	.333	.667
2015	Hickory	.272	64	243	26	66	17	1	3	26	0	3	2	14	27	1	1	.313	.387	.700
	High Desert	.240	13	50	7	12	2	1	1	7	2	1	1	4	9	0	0	.304	.380	.684
2016	High Desert	.300	103	383	66	115	23	2	13	58	2	5	2	33	47	1	3	.355	.473	.827
2017	Frisco	.263	109	415	38	109	13	2	10	40	0	0	1	19	58	1	2	.297	.376	.672
2018	Frisco	.232	98	349	37	81	12	0	10	51	0	3	2	24	46	1	4	.283	.352	.636
2019	Frisco	.290	90	348	46	101	24	0	10	53	0	3	1	31	53	0	1	.347	.445	.793
	Nashville	.163	23	86	10	14	2	0	0	7	0	1	1	7	18	0	0	.232	.186	.418
Minor League Totals		.265	639	2374	298	630	116	7	49	326	9	24	19	178	321	7	16	.319	.382	.701

RAFAELA, Ceddane Chipper Nicasio Maria

INF

HT: 5-8; **WT:** 145; **BATS:** Right; **THROWS:** Right; **BORN:** 9/18/2000 in Willemstad, Curacao; **RESIDES:** Willemstad, Curacao; **SIGNED BY:** Dennis Neuman, Rolando Pino and Todd Claus; **ACQUIRED:** Signed as international free agent, 7/2/2017.

CAREER: Enters 2020 ranked by *Baseball America* as the Red Sox' No. 24 prospect...Has made 58 starts at 3B, 21 at SS, and 15 at 2B...Named a 2018 Dominican Summer League mid-season All-Star...Tabbed Red Sox Minor League Defensive Player of the Month for July 2018...In 2018, led the DSL Red Sox1 in HR (3), RBI (28), and SB (19)...**2019:** Led the GCL Red Sox in HR (6), triples (12), 4, hits (tied, 38), runs (30), games (tied, 41), and total bases (tied, 65)...Ranked 8th in the GCL in runs and T-4th in HR.

YEAR	CLUB	AVG	G	AB	R	H	2B	3B	HR	RBI	SH	SF	HB	BB	SO	SB	CS	OBP	SLG	OPS
2018	DSL Red Sox1	.271	54	203	31	55	9	2	3	28	1	3	4	14	39	19	7	.326	.379	.705
2019	GCL Red Sox	.248	41	153	30	38	1	4	6	17	3	1	5	14	28	9	2	.329	.425	.754
	Lowell	.182	3	11	0	2	0	0	0	1	0	1	0	0	3	0	0	.167	.182	.348
Minor League Totals		.259	98	367	61	95	10	6	9	46	4	5	9	28	70	28	9	.323	.392	.715

RAMIREZ, Aldo

RHP

HT: 6-0; **WT:** 180; **BATS:** Right; **THROWS:** Right; **BORN:** 5/6/2001 in Aguascalientes, Mexico; **RESIDES:** Aguascalientes, Mexico; **SIGNED BY:** Sotero Torres, Eddie Romero and Todd Claus; **ACQUIRED:** Signed as an international free agent, 4/18/2018.

CAREER: Enters 2020 ranked by *Baseball America* as the Red Sox' No. 27 prospect...**2019:** Led Short-A Lowell in starts (14) and ranked 2nd in innings (61.2) and strikeouts (63).

YEAR	CLUB	W-L	ERA	G-GS	CG-SHO	SV	IP	H	R	ER	HR	HB	BB	SO	SO/9	WHIP	AVG
2018	Aguascalientes (MEX)	0-0	5.68	5-0	0-0	0	6.1	7	4	4	2	0	6	3	4.26	2.05	.292
	DSL Red Sox1	1-2	0.39	5-5	0-0	0	23.0	10	7	1	0	2	3	17	6.65	0.57	.127
2019	Lowell	2-3	3.94	14-13	0-0	0	61.2	59	31	27	5	3	16	63	9.19	1.22	.245
Minor League Totals		3-5	2.98	19-18	0-0	0	84.2	69	38	28	5	5	19	80	8.50	1.04	.216
Mexican League Totals		0-0	5.68	5-0	0-0	0	6.1	7	4	4	2	0	6	3	4.26	2.05	.292

RAMSEY, Caleb Ethan Lee

OF

HT: 5-10; **WT:** 160; **BATS:** Left; **THROWS:** Right; **BORN:** 10/29/1999 in Dalton, GA; **RESIDES:** Conyers, GA; **SIGNED BY:** Brian Moehler; **ACQUIRED:** Red Sox 25th pick (25th round, 760th overall) in the 2018 June Draft.

2019: Started 9 games in CF and 6 in RF for the GCL Red Sox...**PERSONAL:** Graduated from Heritage High School (Conyers, GA)...Hit .492 (93-for-189) in 68 career games...Set a school record in steals (54) as a junior.

YEAR	CLUB	AVG	G	AB	R	H	2B	3B	HR	RBI	SH	SF	HB	BB	SO	SB	CS	OBP	SLG	OPS
2018	GCL Red Sox	.153	29	85	12	13	1	0	0	3	1	0	1	15	26	2	4	.287	.165	.452
2019	GCL Red Sox	.180	17	50	5	9	2	0	0	6	0	1	1	9	24	3	0	.311	.220	.531
Minor League Totals		.163	46	135	17	22	3	0	0	9	1	1	2	24	50	5	4	.296	.185	.481

RANGEL, Oscar Eduardo

C

HT: 5-11; **WT:** 175; **BATS:** Left; **THROWS:** Right; **BORN:** 5/27/1998 in Maracay, Aragua, VZ; **RESIDES:** San Francisco de Asis, Aragua, VZ; **SIGNED BY:** Jonathan Cruz and Rolando Pino; **ACQUIRED:** Signed as an international free agent, 2/9/2018.

CAREER: Has thrown out 34 of 83 (41.0%) runners attempting to steal...In 2018, led the DSL Red Sox2 in RBI (33) and HR (tied, 3)...**2019:** In a 6-game span from 7/15-31, went 12-for-20 (.600) with 13 RBI...Recorded 3+ RBI in 3 consecutive games from 7/26-31.

YEAR	CLUB	AVG	G	AB	R	H	2B	3B	HR	RBI	SH	SF	HB	BB	SO	SB	CS	OBP	SLG	OPS
2018	DSL Red Sox2	.247	45	154	29	38	8	4	1	33	0	5	2	24	22	3	3	.346	.370	.716
2019	GCL Red Sox	.295	21	61	8	18	4	1	0	16	0	1	2	11	15	1	0	.413	.393	.807
	Greenville	.167	2	6	0	1	0	0	0	0	0	0	0	2	0	0	0	.167	.167	.333
Minor League Totals		.258	68	221	37	57	12	5	1	49	0	6	4	35	39	4	3	.361	.371	.732

RAUDES, Roniel Antonio

RHP

HT: 6-1; **WT:** 160; **BATS:** Right; **THROWS:** Right; **BORN:** 1/16/1998 in Granada, Nicaragua; **RESIDES:** Granada, Nicaragua; **SIGNED BY:** Rafael Mendoza and Eddie Romero; **ACQUIRED:** Signed as an international free agent, 7/2/2014.

CAREER: Entered the 2017 season ranked by *Baseball America* as having the best control among BOS minor leaguers...Named 2016 Red Sox Minor League Pitcher of the Year and a 2016 South Atlantic League mid-season All-Star...Named Red Sox Minor League Starting Pitcher of the Month for June 2016 and August/September 2016...Started and earned the win in Game 2 of the 2015 Gulf Coast League Finals, pitching 5.0 scoreless innings to help the Sox win the title...Following the 2015 season, ranked by *Baseball America* as the No. 24 prospect in the Sox organization...**2019:** Underwent successful Tommy John Surgery on 1/31/19 and missed the entire 2019 season.

Minor League Players, Continued

YEAR	CLUB	W-L	ERA	G-GS	CG-SHO	SV	IP	H	R	ER	HR	HB	BB	SO	SO/9	WHIP	AVG
2015	DSL Red Sox	4-3	3.52	11-10	0-0	0	53.2	46	21	21	3	3	3	63	10.57	0.91	.228
	GCL Red Sox	3-0	0.90	4-4	0-0	0	20.0	13	2	2	0	0	6	16	7.20	0.95	.191
2016	Greenville	11-6	3.65	24-24	0-0	0	113.1	112	60	46	8	1	23	104	8.26	1.19	.260
2017	Salem	4-7	4.50	23-23	0-0	0	116.0	134	66	58	14	6	44	95	7.37	1.53	.296
2018	Salem	2-5	3.67	11-11	0-0	0	54.0	58	24	22	2	5	19	35	5.83	1.43	.276
2019							Did Not Pitch										
Minor League Totals		24-21	3.76	73-72	0-0	0	357.0	363	173	149	27	15	95	313	7.89	1.28	.266

REI, Austin John

HT: 6-0; **WT:** 206; **BATS:** Right; **THROWS:** Right; **BORN:** 10/27/1993 in Berkeley, CA; **RESIDES:** Fort Myers, FL; **SIGNED BY:** Chris Pritchett; **ACQUIRED:** Red Sox 2nd pick (3rd round, 81st overall) in the 2015 June Draft.

CAREER: Attended Major League Spring Training camp as a non-roster invitee with the Red Sox in 2018 and 2019...Has thrown out 118 of 342 (34.5%) runners attempting to steal, including 40% in both 2016 and 2017...Named the Red Sox' Minor League Defensive Player of the Year in 2017 and Defensive Player of the Month for July 2016...Named a 2016 South Atlantic League mid-season All-Star with Single-A Greenville...**2019:** Was on the injured list from the start of the season through 7/11 with a fractured toe...Reinstated on 7/12 and spent the rest of the season with Double-A Portland...**PERSONAL:** Played 3 seasons at the University of Washington, leading the team in AVG (.330), OBP (.445), and SLG (.681) as a junior in 2015...Graduated from Campolindo (CA) High School, winning the 2012 CIF North Coast Section Championship at the Oakland Coliseum...Selected by MIN in the 37th round of the 2012 June Draft, but did not sign...His uncle, Fran Mullins, was an infielder for the White Sox (1980), Giants (1984), and Indians (1986), appearing in 106 ML games.

YEAR	CLUB	AVG	G	AB	R	H	2B	3B	HR	RBI	SH	SF	HB	BB	SO	SB	CS	OBP	SLG	OPS
2015	Lowell	.179	34	112	14	20	5	1	2	12	0	1	6	11	39	1	0	.285	.295	.579
2016	Greenville	.212	91	311	50	66	13	1	6	33	0	2	15	41	82	1	4	.331	.318	.649
2017	Salem	.223	95	319	41	71	30	0	3	38	0	2	13	39	96	3	5	.330	.345	.675
2018	Portland	.249	83	265	25	66	13	2	7	31	0	3	9	36	72	2	1	.355	.392	.747
2019	GCL Red Sox	.286	7	14	7	4	1	0	0	4	0	0	2	8	5	0	0	.583	.357	.940
	Portland	.157	26	83	4	13	5	0	1	9	1	0	0	6	29	0	0	.213	.253	.466
Minor League Totals		.217	336	1104	141	240	67	4	19	127	1	8	45	141	323	7	10	.328	.337	.665

RIJO, Niloyny (Nilo)

HT: 5-11; **WT:** 165; **BATS:** Right; **THROWS:** Right; **BORN:** 8/29/1998 in Puerto Plata, DR; **RESIDES:** Passaic, NJ; **SIGNED BY:** Ray Fagnant; **ACQUIRED:** Signed as an international free agent, 10/2/2018.

2019: Made 17 starts at 3B and appeared in 2 games at 2B...Went 10-for-38 (.263) with a .451 OBP in his final 15 games.

YEAR	CLUB	AVG	G	AB	R	H	2B	3B	HR	RBI	SH	SF	HB	BB	SO	SB	CS	OBP	SLG	OPS
2019	GCL Red Sox	.214	27	56	10	12	3	0	0	6	0	0	4	14	24	3	4	.405	.268	.673

RIVERA, Jeremy

HT: 5-9; **WT:** 150; **BATS:** Switch; **THROWS:** Right; **BORN:** 1/30/1995 in Aguada, PR; **RESIDES:** Aguada, PR; **SIGNED BY:** Vaughn Williams; **ACQUIRED:** Red Sox 18th pick (17th round, 524th overall) in the 2014 June Draft.

CAREER: Has made 397 starts at SS, 33 at 2B, and 21 at 3B, and appeared in 1 game in RF...In 2018, led Double-A Portland in runs (70) and hits (130)...Named Red Sox Minor League Defensive Player of the Month for August/September 2018...Following the 2018 season, played 28 games with Mayaguez of the Puerto Rican Winter League...**2019:** Hit safely in his first 5 games of the season before being placed on the injured list from 4/17-5/2 (nose fracture)...Homered in his first game back from the IL on 5/3...Closed the season by going 3-for-5 with a HR on 9/2 vs. New Hampshire...**PERSONAL:** Played 1 season at El Paso Community College, batting .383 in 48 games...Attended the Carlos Beltrán Baseball Academy in Puerto Rico.

YEAR	CLUB	AVG	G	AB	R	H	2B	3B	HR	RBI	SH	SF	HB	BB	SO	SB	CS	OBP	SLG	OPS
2014	GCL Red Sox	.178	14	45	9	8	2	0	0	6	0	0	1	5	9	2	0	.275	.222	.497
2015	Lowell	.256	63	215	22	55	4	1	0	12	7	2	0	24	37	8	6	.328	.284	.612
2016	Greenville	.260	111	365	42	95	19	4	0	36	9	3	3	19	54	9	5	.300	.334	.634
2017	Salem	.246	84	325	28	80	22	0	2	24	13	2	3	15	66	3	4	.284	.332	.616
2018	Portland	.262	120	497	70	130	16	1	5	42	2	2	2	29	86	12	8	.304	.328	.632
2019	Portland	.236	101	339	34	80	11	2	6	33	9	1	3	22	70	12	3	.288	.333	.621
Minor League Totals		.251	493	1786	205	448	74	8	13	153	40	10	12	114	322	46	26	.299	.323	.622

RODRIGUEZ, Jorge

HT: 5-11; **WT:** 170; **BATS:** Left; **THROWS:** Left; **BORN:** 8/25/2000 in Juarez, Chihuahua, MX; **RESIDES:** Tijuana, Baja California, MX; **SIGNED BY:** Sotero Torres and James Kang; **ACQUIRED:** Signed as an international free agent, 11/19/2017.

CAREER: In 6 relief appearances, is 4-1 with a 1.88 ERA, 0.88 WHIP, .198 opponent AVG, 26 SO, and only 3 BB (24.0 IP, 18 H, 5 ER)...Has held LHH to a .171 AVG/.470 OPS and 0 HR (21-for-123, 50 SO, 8 BB)...Has allowed only 3 HR in 115.0 IP (0.23 HR/9.0 IP)...Tossed a 9.0-inning complete game in a 3-2 win vs. the DSL Dodgers on 7/23/18...**2019:** Named a *Baseball America* Rookie All-Star and a Gulf Coast League post-season All-Star...Struck out 62 batters and walked only 9...Allowed 0 ER in 4 consecutive outings from 7/16-8/6 (17.1 IP)...On 7/29 at the GCL Orioles, struck out 12 batters with 0 BB and 1 hit allowed in 5.0 scoreless innings.

YEAR	CLUB	W-L	ERA	G-GS	CG-SHO	SV	IP	H	R	ER	HR	HB	BB	SO	SO/9	WHIP	AVG
2018	DSL Red Sox2	3-1	3.41	13-13	1-0	0	63.1	66	28	24	1	5	14	56	7.96	1.26	.273
2019	GCL Red Sox	6-2	1.91	11-6	0-0	0	47.0	35	13	10	2	1	9	58	11.11	0.94	.202
	Lowell	1-0	3.86	1-0	0-0	0	4.2	4	2	2	0	1	0	4	7.71	0.86	.211
Minor League Totals		10-3	2.82	25-19	1-0	0	115.0	105	43	36	3	7	23	118	9.23	1.11	.242

Minor League Players, Continued

RODRIGUEZ, Kleiber

1B/C

HT: 6-2; **WT:** 175; **BATS:** Switch; **THROWS:** Right; **BORN:** 10/8/1998 in Caracas, Miranda, VZ; **RESIDES:** El Llanito, Petare, Caracas, VZ; **SIGNED BY:** Manny Padron and Rolando Pino; **ACQUIRED:** Signed as an international free agent, 7/2/2015.

CAREER: Has made 86 starts at 1B, 30 at catcher, and 1 at 3B...In 2018, hit .310 and led the Rookie-level DSL Red Sox2 in games (67), hits (72), doubles (tied, 15), TB (92), and BB (tied, 33)...**2019:** Made 6 starts at 1B and appeared in 6 games at catcher (0 starts)...Placed on the injured list on 8/1 (left hamstring strain) and missed the remainder of the season.

YEAR	CLUB	AVG	G	AB	R	H	2B	3B	HR	RBI	SH	SF	HB	BB	SO	SB	CS	OBP	SLG	OPS
2016	DSL Red Sox2	.160	61	200	19	32	4	3	0	22	0	1	4	35	44	1	2	.296	.210	.506
2017																				
Did Not Play Due to Injury																				
2018	DSL Red Sox2	.310	67	232	33	72	15	1	1	32	0	5	0	33	28	4	0	.389	.397	.785
2019	GCL Red Sox	.250	13	28	2	7	2	0	0	9	0	0	1	4	11	0	0	.364	.321	.685
Minor League Totals		.241	141	460	54	111	21	4	1	63	0	6	5	72	83	5	2	.346	.311	.657

ROEDAH, Devon Thomas

RHP

HT: 6-2; **WT:** 225; **BATS:** Right; **THROWS:** Right; **BORN:** 11/29/1996 in Beaumont, TX; **RESIDES:** Beaumont, TX; **SIGNED BY:** Tim Collinsworth; **ACQUIRED:** Red Sox 27th pick (27th round, 827th overall) in the 2019 June Draft.

2019: Finished 8 games for the GCL Red Sox...Allowed 4 ER in 4.1 IP over his first 3 outings, then in his remaining 13 games posted a 3.06 ERA (6 ER/17.2 IP) with 22 SO and 2 BB...**PERSONAL:** Pitched at Texas Christian University (2016), San Jacinto College (2017-18), and the University of Houston (2019)...In 2019, named American Athletic Conference Newcomer Pitcher of the Year and was selected to the AAC 2nd Team and All-Silver Glove Series Team...Graduated from West Brook High School.

YEAR	CLUB	W-L	ERA	G-GS	CG-SHO	SV	IP	H	R	ER	HR	HB	BB	SO	SO/9	WHIP	AVG
2019	GCL Red Sox	0-2	4.09	16-0	0-0	3	22.0	20	11	10	2	0	5	27	11.05	1.14	.227

RUSCONI, Jagger Stone

OF/2B

HT: 5-11; **WT:** 165; **BATS:** Switch; **THROWS:** Right; **BORN:** 7/18/1996 in Valencia, CA; **RESIDES:** Valencia, CA; **SIGNED BY:** Jim Woodward; **ACQUIRED:** Red Sox 4th pick (5th round, 141st overall) in the 2015 June Draft.

CAREER: Has made 90 starts at 2B, 51 in LF, 40 in RF, and 29 in CF...**2019:** Made 55 starts in the OF and 37 at 2B...Recorded a season-high 8-game hitting streak from 5/5-18...**PERSONAL:** Attended West Ranch (CA) High School...Won the Home Run Derby at the National Classic in Anaheim in April 2015.

YEAR	CLUB	AVG	G	AB	R	H	2B	3B	HR	RBI	SH	SF	HB	BB	SO	SB	CS	OBP	SLG	OPS
2015	GCL Red Sox	.170	16	53	7	9	2	2	0	7	0	1	2	2	11	1	0	.224	.283	.507
2016	Lowell	.148	7	27	6	4	1	0	0	3	0	1	0	4	6	1	0	.250	.185	.435
	GCL Red Sox	.292	7	24	1	7	2	0	0	3	0	0	0	1	3	1	0	.320	.375	.695
2017	Greenville	.198	45	167	13	33	3	1	2	11	0	0	1	5	52	4	3	.225	.263	.488
	GCL Red Sox	.308	7	26	5	8	3	0	0	3	0	0	0	4	10	2	0	.400	.423	.823
2018	Greenville	.206	35	126	17	26	4	2	3	4	2	1	2	3	40	1	1	.235	.341	.576
	GCL Red Sox	.300	6	20	3	6	0	0	0	1	0	0	1	6	0	0	0	.333	.300	.633
	Salem	.218	24	77	7	17	7	0	0	13	1	0	0	6	28	3	1	.274	.308	.582
2019	Salem	.196	107	377	47	74	16	2	3	29	4	2	4	20	112	6	5	.243	.273	.516
	Portland	.500	2	4	0	2	1	0	0	1	0	1	0	0	0	0	0	.400	.750	1.150
Minor League Totals		.206	256	902	106	186	39	7	8	75	7	6	9	46	268	19	11	.250	.292	.542

SANCHEZ, Kelvin

LHP

HT: 6-3; **WT:** 196; **BATS:** Left; **THROWS:** Left; **BORN:** 5/12/1997 in San Pedro De Macoris, DR; **RESIDES:** San Pedro De Macoris, DR; **SIGNED BY:** Jonathan Cruz and Jonathan Vizcaino; **ACQUIRED:** Signed as an international free agent, 7/2/2017.

CAREER: In 21 starts, has a 2.88 ERA and a .214 opponent AVG (84.1 IP, 65 H, 27 ER)...Has led LHM to a .226 AVG/.633 OPS (0 HR) and RHH to a .218 AVG/.638 OPS (6 HR)...In 2018, led the DSL Red Sox1 in wins (tied, 5), starts (14), and strikeouts (60)...**2019:** Threw a season-high 6.0 innings on 8/4 vs. State College (2 R).

YEAR	CLUB	W-L	ERA	G-GS	CG-SHO	SV	IP	H	R	ER	HR	HB	BB	SO	SO/9	WHIP	AVG
2017	DSL Red Sox	0-0	0.00	2-2	0-0	0	7.0	3	1	0	0	0	2	5	6.43	0.71	.130
2018	DSL Red Sox1	5-5	3.03	14-14	0-0	0	62.1	48	28	21	2	5	26	60	8.66	1.19	.211
2019	Lowell	3-4	4.70	13-5	0-0	0	44.0	38	26	23	4	0	36	38	7.77	1.68	.245
Minor League Totals		8-9	3.49	29-21	0-0	0	113.1	89	55	44	6	5	64	103	8.18	1.35	.220

SANTANA, Yasel Jose

RHP

HT: 6-1; **WT:** 180; **BATS:** Right; **THROWS:** Right; **BORN:** 12/14/1996 in Espaillat, DR; **RESIDES:** Santiago, DR; **SIGNED BY:** Todd Claus and Manny Nanita; **ACQUIRED:** Signed as an international free agent, 7/2/2017.

CAREER: Has a 2.88 ERA as a starter (31 ER/97.0 IP) and a 3.83 ERA as a reliever (22 ER/51.2 IP)...Allowed 0 HR in his first 2 seasons (72.1 IP)...In 2018, posted a 1.78 ERA (10 ER/50.2 IP) with a 0.93 WHIP, ranking T-1st in the GCL in ERA (1.97)...**2019:** Went 0-4 with a 6.94 ERA (18 ER/23.1 IP) in his first 7 appearances through 6/15, then 3-3 with a 2.89 ERA (17 ER/53.0 IP) in his remaining 14 games (5 GS)...From 6/22-7/21, posted a 1.17 ERA (4 ER/30.2 IP).

YEAR	CLUB	W-L	ERA	G-GS	CG-SHO	SV	IP	H	R	ER	HR	HB	BB	SO	SO/9	WHIP	AVG
2017	DSL Red Sox	0-2	3.32	10-1	0-0	0	21.2	16	10	8	0	2	9	17	7.06	1.15	.216
2018	GCL Red Sox	3-1	1.97	10-10	0-0	0	45.2	36	12	10	0	1	9	42	8.28	0.99	.217
	Lowell	0-0	0.00	1-1	0-0	0	5.0	1	0	0	0	0	1	7	12.60	0.40	.056
2019	Lowell	3-4	3.47	15-5	0-0	0	57.0	58	27	22	3	3	28	57	9.00	1.51	.260
	Greenville	0-3	6.05	6-6	0-0	0	19.1	25	22	13	4	2	15	14	6.52	2.07	.313
Minor League Totals		6-10	3.21	42-23	0-0	0	148.2	136	71	53	7	8	62	137	8.29	1.33	.242

Player Development

Minor League Players, Continued

SCHELLENGER, Zachary Thomas (Zach)

RHP

HT: 6-6; **WT:** 215; **BATS:** Right; **THROWS:** Right; **BORN:** 1/9/1996 in West Chester, PA; **RESIDES:** Coatesville, PA; **SIGNED BY:** Ray Fagnant; **ACQUIRED:** Red Sox 6th pick (6th round, 191st overall) in the 2017 June Draft.

CAREER: Has held LHH to a .181 AVG/.677 OPS and RHH to a .216 AVG/.697 OPS...Entered 2019 ranked by *Baseball America* as the Red Sox' No. 23 prospect...Named Red Sox Minor League Relief Pitcher of the Month for August/September 2018...**2019:** In his final 10 outings, all with High-A Salem, posted a 2.87 ERA, a 0.89 WHIP, and a .148 opponent AVG (15.2 IP, 8 H, 5 ER, 21 SO)...**PERSONAL:** Pitched for 3 seasons at Seton Hall University (2015-17)...Received Big East Academic All-Star honors...Also pitched for Harwich in the Cape Cod League in 2016...Graduated from Devon (PA) Preparatory School.

YEAR	CLUB	W-L	ERA	G-GS	CG-SHO	SV	IP	H	R	ER	HR	HB	BB	SO	SO/9	WHIP	AVG
2017	GCL Red Sox	0-0	6.00	3-1	0-0	0	3.0	1	2	2	0	0	6	4	12.00	2.33	.100
2018	GCL Red Sox	0-0	1.50	6-1	0-0	0	6.0	2	1	1	0	2	1	8	12.00	0.50	.105
	Greenville	0-0	1.74	9-0	0-0	0	10.1	7	5	2	0	2	3	17	14.81	0.97	.189
2019	Salem	1-1	5.75	26-0	0-0	2	36.0	28	24	23	6	7	23	51	12.75	1.42	.214
	Portland	0-0	10.38	11-0	0-0	1	8.2	8	10	10	1	3	21	10	10.38	3.35	.258
Minor League Totals		1-1	5.34	55-2	0-0	3	64.0	46	42	38	7	14	54	90	12.66	1.56	.202

SCHERFF, Alexander Brock (Alex)

RHP

HT: 6-2; **WT:** 209; **BATS:** Switch; **THROWS:** Right; **BORN:** 2/5/1998 in Colleyville, TX; **RESIDES:** Colleyville, TX; **SIGNED BY:** Brandon Agamennone; **ACQUIRED:** Red Sox 5th pick (5th round, 161st overall) in the 2017 June Draft.

2019: Entered 2019 ranked by *Baseball America* as the Red Sox' No. 26 prospect...Among Sox minor leaguers, ranked T-1st in starts (27), 7th in innings (129.1), and 9th in strikeouts (112)...Led Single-A Greenville in starts (26) and innings (123.0)...Threw 6.0+ innings in 10 of his starts, including 7.0 innings twice...**PERSONAL:** Drafted out of Colleyville Heritage (TX) High School, where he went 15-0 with a 0.74 ERA as a senior...Was a *Baseball America* High School First Team All-American.

YEAR	CLUB	W-L	ERA	G-GS	CG-SHO	SV	IP	H	R	ER	HR	HB	BB	SO	SO/9	WHIP	AVG
2018	GCL Red Sox	0-0	1.80	2-1	0-0	0	5.0	5	1	1	0	0	1	3	5.40	1.20	.294
	Greenville	1-5	4.98	15-15	0-0	0	65.0	68	38	36	7	2	23	51	7.06	1.40	.279
2019	Greenville	5-12	4.83	26-26	0-0	0	123.0	144	75	66	14	9	53	109	7.98	1.60	.294
	Salem	1-0	1.42	1-1	0-0	0	6.1	5	1	1	0	0	2	3	4.26	1.11	.227
Minor League Totals		7-17	4.70	44-43	0-0	0	199.1	222	115	104	21	11	79	166	7.49	1.51	.288

SCHNEIDER, Zachary Ross (Zach)

RHP

HT: 6-0; **WT:** 180; **BATS:** Right; **THROWS:** Right; **BORN:** 1/27/1997 in Boca Raton, FL; **RESIDES:** Boca Raton, FL; **SIGNED BY:** Willie Romay; **ACQUIRED:** Signed as a non-drafted free agent, 6/18/2019.

2019: Held RHH to a .173 AVG/.534 OPS and surrendered 0 HR to LHH...Allowed 0 ER in 9 of his first 10 professional outings, earning the save in his debut on 6/24 vs. the GCL Rays...Gave up 0 runs in a season-high 3.1 IP on 8/1 at the GCL Pirates (5 SO, 0 BB)...**PERSONAL:** Pitched at Polk State College (2016-17) and Florida Atlantic University (2018-19)...Left FAU tied for the program record in saves (31), reaching that total in only 2 seasons...Led Conference USA in saves in 2018 (15) and 2019 (16)...Named a First Team All-Conference USA and an NCBWA All-America honoree in each of his 2 seasons at FAU, becoming the program's first ever 2-time All-America recipient...Attended American Heritage High School.

YEAR	CLUB	W-L	ERA	G-GS	CG-SHO	SV	IP	H	R	ER	HR	HB	BB	SO	SO/9	WHIP	AVG
2019	GCL Red Sox	1-2	2.28	17-0	0-0	4	23.2	20	9	6	1	3	4	33	12.55	1.01	.222

SCHWAAB, Andrew

RHP

HT: 6-1; **WT:** 185; **BATS:** Right; **THROWS:** Right; **BORN:** 2/8/1993 in St. Louis, MO; **RESIDES:** St. Louis, MO; **ACQUIRED:** Selected in the Triple-A phase of the 2018 Rule 5 Draft.

CAREER: Named a mid-season All-Star in 2017 (Florida State League) and 2016 (South Atlantic League)...In his career, has held RHH to a .213 AVG/.542 OPS...Has allowed only 4 HR in 245.0 IP (0.15 HR/9.0 IP)...Led Red Sox minor leaguers with 14 saves in 2019...In 2016, led Yankees minor leaguers and ranked 2nd in the SAL in saves (21), as he was named by *Baseball America* as the "Best Reliever" in the SAL...Pitched for Scottsdale in the 2017 Arizona Fall League...Began the 2018 season in the Yankees system before being released on 8/11 and signed to a minor league deal by DET on 8/16...**2019:** Led Red Sox minor leaguers with 14 saves...Held opponents to a .184 AVG between High-A Salem and Double-A Portland...Began the season with Portland and posted a 0.79 ERA in April (1 ER/11.1 IP)...Transferred to Salem on 5/20 and spent the rest of the season at High-A...Allowed 0 ER in 22 of his final 23 outings of the season (beginning 6/29), posting a 1.42 ERA, 0.99 WHIP, and .193 opponent AVG in that time (25.1 IP, 17 H, 4 ER, 26 SO)...**PERSONAL:** Played 2 seasons at Missouri (2014-15) and 1 at Crowder College (2013)...Graduated from Fort Zumwalt H.S. in Missouri.

YEAR	CLUB	W-L	ERA	G-GS	CG-SHO	SV	IP	H	R	ER	HR	HB	BB	SO	SO/9	WHIP	AVG
2015	GCL Yankees2	2-0	1.29	5-0	0-0	0	7.0	4	1	1	0	1	2	10	12.86	0.86	.174
	Pulaski	0-1	1.10	12-0	0-0	6	16.1	11	5	2	0	1	3	22	12.12	0.86	.175
2016	Charleston	4-1	2.27	35-0	0-0	20	39.2	32	12	10	1	5	11	43	9.76	1.08	.218
	Tampa	0-0	3.86	8-0	0-0	1	14.0	14	8	6	1	3	11	18	11.57	1.79	.259
2017	Tampa	4-2	3.93	26-0	0-0	5	36.2	36	16	16	1	7	12	32	7.85	1.31	.259
	Trenton	2-0	2.57	13-0	0-0	2	21.0	21	6	6	0	0	8	21	9.00	1.38	.256
2018	Tampa	1-4	5.88	21-0	0-0	1	26.0	27	20	17	0	6	17	28	9.69	1.69	.278
	Trenton	2-3	4.42	13-0	0-0	1	18.1	13	11	9	0	1	11	19	9.33	1.31	.213
	Erie	0-0	5.87	7-0	0-0	0	7.2	13	5	5	1	0	3	6	7.04	2.09	.371
2019	Portland	1-1	5.50	10-0	0-0	1	18.0	14	14	11	0	7	14	22	11.00	1.56	.209
	Salem	2-1	2.01	34-0	0-0	13	40.1	24	13	9	0	5	15	44	9.82	0.97	.173
Minor League Totals		18-13	3.38	184-0	0-0	50	245.0	209	111	92	4	36	107	265	9.73	1.29	.230

Minor League Players, Continued

SCIORTINO, Nicholas (Nick) C

HT: 5-9; **WT:** 197; **BATS:** Right; **THROWS:** Right; **BORN:** 7/21/1995 in Bucks County, PA; **RESIDES:** Barrington, NJ; **SIGNED BY:** Ray Fagnant; **ACQUIRED:** Red Sox 17th pick (17th round, 508th overall) in the 2016 June Draft.

CAREER: Has thrown out 78 of 201 (38.8%) runners attempting to steal, including a career-best 46.1% in 2019 (35 of 76)...**2019:** Was on the injured list from 5/24-6/2 (right shoulder strain), 7/27-8/6 (concussion), and 8/17 through the end of the season (neck strain)...**PERSONAL:** Was voted team captain prior to his junior year at Boston College...Led the Atlantic Coast Conference with 20 runners caught stealing in 2016...Attended Haddon Heights High School.

YEAR	CLUB	AVG	G	AB	R	H	2B	3B	HR	RBI	SH	SF	HB	BB	SO	SB	CS	OBP	SLG	OPS
2016	Lowell	.217	29	92	7	20	2	0	1	5	2	1	2	10	29	0	0	.305	.272	.577
2017	Greenville	.152	11	33	2	5	1	0	1	6	0	0	0	4	12	0	0	.243	.273	.516
	Lowell	.224	22	67	12	15	1	0	2	5	1	0	0	13	25	0	1	.350	.328	.678
2018	Salem	.197	42	117	12	23	5	0	0	5	3	2	1	20	49	1	2	.314	.239	.554
2019	Salem	.163	56	166	13	27	4	1	2	13	1	2	4	20	73	0	2	.266	.235	.501
Minor League Totals		.189	160	475	46	90	13	1	6	34	7	5	7	67	188	1	5	.296	.259	.555

SCOTT, Stephen Garrett 1B/OF

HT: 5-11; **WT:** 200; **BATS:** Left; **THROWS:** Right; **BORN:** 5/23/1997 in Cary, NC; **RESIDES:** Cary, NC; **SIGNED BY:** Danny Watkins; **ACQUIRED:** Red Sox 10th pick (10th round, 317th overall) in the 2019 June Draft.

2019: Did not commit an error in 165 total chances, appearing defensively at 1B (18 starts), LF (13 games, 11 starts), and RF (2 games)...Against RHP, recorded a .282/.406/.456 batting line (29-for-103, 3 HR)...**PERSONAL:** Played 4 seasons at Vanderbilt University (2015-18), where he posted a .405 OBP and hit 31 HR in 176 games...Selected in the 31st round by MIA in the 2018 June Draft (did not sign)...Graduated in 2014 from Cardinal Gibbons High School (NC), where he played baseball and was captain of the football team.

YEAR	CLUB	AVG	G	AB	R	H	2B	3B	HR	RBI	SH	SF	HB	BB	SO	SB	CS	OBP	SLG	OPS
2019	Lowell	.248	39	125	21	31	10	0	3	12	0	2	1	23	40	3	0	.364	.400	.764

SCROGGINS, Cody Ray RHP

HT: 6-0; **WT:** 195; **BATS:** Right; **THROWS:** Right; **BORN:** 5/17/1996 in Edmond, OK; **RESIDES:** Bentonville, AR; **SIGNED BY:** Lane Decker; **ACQUIRED:** Red Sox 9th pick (9th round, 287th overall) in the 2019 June Draft.

2019: Held opponents to a .186 AVG (8-for-43) in his pro debut...LHH were 2-for-14 (.143) with 2 singles...**PERSONAL:** Pitched at the University of Arkansas from 2016-18...As a sophomore in 2017, required Tommy John surgery after making 3 appearances...Returned as a redshirt sophomore in 2018 and made 16 appearances...Graduated from Bentonville (AR) High School.

YEAR	CLUB	W-L	ERA	G-GS	CG-SHO	SV	IP	H	R	ER	HR	HB	BB	SO	SO/9	WHIP	AVG
2019	Lowell	0-0	7.30	9-0	0-0	0	12.1	8	11	10	1	2	10	15	10.95	1.46	.186

SEGOVIA, Gregori Jose RHP

HT: 6-1; **WT:** 175; **BATS:** Right; **THROWS:** Right; **BORN:** 6/27/2000 in Carora, Lara, VZ; **RESIDES:** Carora, Lara, VZ; **SIGNED BY:** Ernesto Gomez and Rolando Pino; **ACQUIRED:** Signed as an international free agent, 7/2/2017.

2019: Ranked 2nd on the DSL Red Sox2 in ERA (2.78) and appearances (18)...Finished 11 games...Held LHH to a .213 AVG.

YEAR	CLUB	W-L	ERA	G-GS	CG-SHO	SV	IP	H	R	ER	HR	HB	BB	SO	SO/9	WHIP	AVG
2018	DSL Red Sox2	2-3	4.88	18-0	0-0	3	31.1	39	17	17	0	0	9	33	9.48	1.53	.312
2019	DSL Red Sox2	3-0	2.78	18-0	0-0	0	35.2	36	12	11	2	2	10	39	9.84	1.29	.255
Minor League Totals		5-3	3.76	36-0	0-0	3	67.0	75	29	28	2	2	19	72	9.67	1.40	.282

SENA, Reidis Alfredo RHP

HT: 5-10; **WT:** 160; **BATS:** Right; **THROWS:** Right; **BORN:** 4/7/2001 in Neiba, Bahoruco, DR; **RESIDES:** Neiba, Bahoruco, DR; **SIGNED BY:** Jonathan Cruz and Todd Claus; **ACQUIRED:** Signed as an international free agent, 12/15/2018.

2019: Earned his 1st career win on 7/23 vs. the DSL Indians, allowing 1 hit in 5.0 scoreless innings (8 SO, 0 BB)...Held LHH to a .203 AVG (12-for-59) and allowed 0 HR to RHH.

YEAR	CLUB	W-L	ERA	G-GS	CG-SHO	SV	IP	H	R	ER	HR	HB	BB	SO	SO/9	WHIP	AVG
2019	DSL Red Sox2	1-6	4.05	10-10	0-0	0	40.0	35	22	18	2	4	13	32	7.20	1.20	.241

SHUGART, Chase Colton RHP

HT: 5-10; **WT:** 180; **BATS:** Left; **THROWS:** Right; **BORN:** 10/24/1996 in Nederland, TX; **RESIDES:** Bridge City, TX; **SIGNED BY:** Brandon Agamenzone; **ACQUIRED:** Red Sox 12th pick (12th round, 370th overall) in the 2018 June Draft.

CAREER: Enters 2020 ranked by *Baseball America* as the Red Sox' No. 30 prospect, after entering 2019 ranked No. 24...**2019:** His 2.81 ERA led Single-A Greenville pitchers (min. 75.0 IP)...In his first 11 starts (through 7/20), went 5-2 with a 1.59 ERA (11 ER/62.1 IP), allowing 0 or 1 ER in 8 of those 11 outings...Allowed 3 hits in 8.0 scoreless innings on 8/10 at Columbia...**PERSONAL:** Pitched for 3 seasons at the University of Texas at Austin, making 82 appearances (15 starts) for the Longhorns from 2016-18...Pitched for Cotuit in the Cape Cod Baseball League following his sophomore season...Graduated in 2015 from Bridge City (TX) High School.

YEAR	CLUB	W-L	ERA	G-GS	CG-SHO	SV	IP	H	R	ER	HR	HB	BB	SO	SO/9	WHIP	AVG
2018	GCL Red Sox	0-1	1.80	3-3	0-0	0	5.0	4	3	1	0	0	1	6	10.80	1.00	.211
	Lowell	0-0	0.00	1-1	0-0	0	3.0	0	0	0	0	0	0	3	9.00	0.00	.000
2019	Greenville	6-4	2.81	16-16	1-0	0	89.2	89	36	28	4	7	23	73	7.33	1.25	.253
Minor League Totals		6-5	2.67	20-20	1-0	0	97.2	93	39	29	4	7	24	82	7.56	1.20	.244

Minor League Players, Continued

SIMAS, Karson William

INF

HT: 6-6; **WT:** 175; **BATS:** Right; **THROWS:** Right; **BORN:** 6/1/2001 in Fresno, CA; **RESIDES:** Fresno, CA; **SIGNED BY:** Josh Labandeira; **ACQUIRED:** Red Sox 25th pick (25th round, 767th overall) in the 2019 June Draft.

2019: Made 7 starts at SS and 2 at 2B in his pro debut...**PERSONAL:** Graduated from Clovis West High School (CA).

YEAR	CLUB	AVG	G	AB	R	H	2B	3B	HR	HR	SH	SF	FB	BB	SO	SB	CS	OBP	SLG	OPS
2019	GCL Red Sox	.211	11	38	2	8	0	0	0	4	0	0	2	4	8	0	0	.318	.211	.529

SONG, Noah Benjamin

RHP

HT: 6-4; **WT:** 200; **BATS:** Right; **THROWS:** Right; **BORN:** 5/28/1997 in Pomona, CA; **RESIDES:** Claremont, CA; **SIGNED BY:** Reed Gragnani; **ACQUIRED:** Red Sox 4th pick (4th round, 137th overall) in the 2019 June Draft.

CAREER: Enters 2020 ranked by *Baseball America* as the Red Sox' No. 10 prospect, as well as having the best control among pitchers in the organization...**2019:** Posted a 1.06 ERA (2 ER/17.0 IP) and 0.88 WHIP in his pro debut...Did not have a run in his first 5 outings (11.0 IP)...Helped Short-A Lowell win the New York-Penn League Stedler Division and made 2 postseason starts for the Spinners (2 ER/6.0 IP)...Following the season, pitched for Team USA in the Premier12 Tournament...**PERSONAL:** Graduated in 2019 from the United States Naval Academy, where he went 32-13 with a 2.37 ERA in 58 career appearances (54 starts)... Graduated as the program's all-time leader in wins, strikeouts (428), and innings pitched (334.1), while his 9 shutouts are tied for the most in school history...Earned the 2019 NAAA Sword for Men, presented to the midshipman of the graduating class declared by the Association's Athletic Committee to have personally excelled in athletics during his years of varsity competition... Posted a 1.92 ERA as a junior and a 1.44 ERA as a senior...In 2019, led Division I with a program-record 15.41 SO/9.0 IP and set the Navy record for strikeouts in a season (161)...Following his senior season, was named the Perfect Game Pitcher of the Year while finishing as a finalist for the USA Baseball Golden Spikes Award and Dick Howser Trophy...Became the 1st Navy player ever selected as a First-Team All-American, honored by *Baseball America* among others...Was selected as Patriot League Pitcher of the Week 6 times in 2019 and a record 10 times in his career...Named 2016 Patriot League Rookie of the Year, 2019 Pitcher of the Year, and was a 2-time All-League First Team honoree (2018-19)...In 2007 became the first Navy player since Mitch Harris in 2007 to play in the Cape Cod Baseball League (Harwich)...Graduated from Claremont (CA) High School.

YEAR	CLUB	W-L	ERA	G-GS	CG-SHO	SV	IP	H	R	ER	HR	HB	BB	SO	SO/9	WHIP	AVG
2019	Lowell	0-0	1.06	7-7	0-0	0	17.0	10	2	2	0	0	5	19	10.06	0.88	.167

SPACKE, Dylan James

RHP

HT: 6-0; **WT:** 180; **BATS:** Switch; **THROWS:** Right; **BORN:** 3/11/1998 in San Diego, CA; **RESIDES:** Ramona, CA; **SIGNED BY:** JJ Altobelli; **ACQUIRED:** Red Sox 21st pick (21st round, 647th overall) in the 2019 June Draft.

2019: Recorded 39 SO and 6 BB with 1 HR allowed in 32.0 IP...**PERSONAL:** Made 51 appearances at Long Beach State University, all in relief (2017-19)...Graduated from Ramona (CA) High School...Was a member of USA Baseball's 14U National Team in 2012.

YEAR	CLUB	W-L	ERA	G-GS	CG-SHO	SV	IP	H	R	ER	HR	HB	BB	SO	SO/9	WHIP	AVG
2019	GCL Red Sox	2-1	3.10	12-0	0-0	0	20.1	20	10	7	0	1	3	23	10.18	1.13	.256
	Lowell	0-0	3.86	7-0	0-0	1	11.2	10	5	5	1	1	3	16	12.34	1.11	.233
Minor League Totals		2-1	3.38	19-0	0-0	1	32.0	30	15	12	1	2	6	39	10.97	1.13	.248

STURGEON, Cole Michael

OF

HT: 6-0; **WT:** 180; **BATS:** Left; **THROWS:** Left; **BORN:** 9/17/1991 in Owensboro, KY; **RESIDES:** Owensboro, KY; **SIGNED BY:** John Pyle; **ACQUIRED:** Red Sox 11th pick (10th round, 314th overall) in the 2014 June Draft.

CAREER: In his first 6 seasons, recorded 42 OF assists, including a career-high 11 in 2016 with Double-A Portland...Has played 244 games in RF, 207 in CF, and 132 in LF...Has also made 6 career relief appearances...**2019:** Spent the entire season with Triple-A Pawtucket and set a career high in HR (10)...Ranked 3rd on the team in hits (95) and doubles (tied, 17)...**PERSONAL:** Hit .312 with a .394 OBP in 4 seasons at the University of Louisville, also producing a 3.09 ERA in 63 relief appearances...Was a 3-time All-Conference selection (2012-14)...Named Most Outstanding Player of the 2014 Louisville Regional in the NCAA Tournament...Helped Wareham win the 2012 Cape Cod League title...Attended Owensboro Catholic High School.

YEAR	CLUB	AVG	G	AB	R	H	2B	3B	HR	RBI	SH	SF	FB	BB	SO	SB	CS	OBP	SLG	OPS
2014	Lowell	.276	7	29	3	8	0	2	0	5	0	0	1	0	5	2	0	.300	.414	.714
	Greenville	.284	48	183	28	52	10	0	2	25	2	2	1	16	31	4	1	.348	.372	.720
2015	Salem	.265	76	287	34	76	14	2	3	26	4	1	1	18	40	10	3	.309	.359	.668
	Portland	.203	40	133	13	27	8	1	0	7	5	1	0	5	30	3	2	.230	.278	.508
2016	Portland	.267	117	427	36	114	18	4	6	40	2	0	5	23	61	6	9	.312	.370	.682
	Pawtucket	.333	2	9	2	3	2	0	0	1	0	0	0	1	0	0	.333	.556	.889	
2017	Portland	.264	118	406	43	107	21	4	6	52	6	7	2	39	86	11	4	.326	.379	.705
2018	Portland	.365	31	126	19	46	9	0	6	18	0	1	1	12	20	5	0	.421	.579	1.001
	Pawtucket	.214	67	238	20	51	6	1	3	20	3	1	2	19	61	8	2	.277	.286	.563
2019	Pawtucket	.277	97	343	43	95	17	2	10	43	2	3	7	24	86	6	3	.334	.426	.760
Minor League Totals		.265	603	2181	241	579	105	16	36	237	24	16	22	156	421	55	25	.319	.378	.697

SUAREZ, Kervin Eduardo

2B/OF

HT: 5-11; **WT:** 165; **BATS:** Switch; **THROWS:** Right; **BORN:** 12/19/1998 in San Felipe, Yacucy, VZ; **RESIDES:** San Felipe, Yacucy, VZ; **SIGNED BY:** Eddie Romero and Ernesto Gomez; **ACQUIRED:** Signed as an international free agent, 7/2/2015.

CAREER: Has made 183 starts at 2B, 103 in CF, 12 at SS, 10 in RF, 5 in LF, and 4 at 3B...Entered the 2019 season rated by *Baseball America* as the best athlete in the Red Sox' minor league system...Named 2018 Red Sox Minor League Base Runner of the Year...Tabbed Red Sox Minor League Base Stealer of the Month for May 2018...Led Single-A Greenville in hits, runs, and steals in 2018; paced the Rookie-level Gulf Coast League Red Sox in runs in 2017; and led the Rookie-level Dominican Summer League Red Sox1 in steals in 2016...**2019:** Made 66 starts at 2B and 27 in the OF.

Minor League Players, Continued

YEAR	CLUB	AVG	G	AB	R	H	2B	3B	HR	RBI	SH	SF	HB	BB	SO	SB	CS	OBP	SLG	OPS
2016	DSL Red Sox1	.274	66	259	40	71	11	3	1	25	1	0	7	21	58	18	7	.345	.351	.696
2017	GCL Red Sox	.274	47	190	33	52	9	1	2	13	1	1	1	17	47	11	1	.335	.363	.698
	Lowell	.250	3	8	1	2	0	0	0	0	0	0	0	2	0	0	0	.400	.250	.650
2018	Greenville	.234	119	470	71	110	19	5	7	39	8	1	5	27	178	25	6	.282	.340	.623
2019	Greenville	.186	60	221	25	41	17	2	2	25	6	2	1	12	80	4	9	.229	.308	.537
	Salem	.214	4	14	2	3	1	0	0	0	0	0	0	2	1	0	0	.313	.286	.598
	Lowell	.232	34	112	17	26	4	5	1	11	6	0	3	9	43	7	5	.306	.384	.690
Minor League Totals		.239	333	1274	189	305	61	16	13	114	22	4	17	90	410	66	28	.297	.343	.640

SUERO, Miguel

RHP

HT: 6-1; **WT:** 185; **BATS:** Right; **THROWS:** Right; **BORN:** 1/4/1997 in San Juan De La Maguana, DR; **RESIDES:** Santo Domingo, DR; **SIGNED BY:** Manny Nanita and Rolando Pino; **ACQUIRED:** Signed as international free agent, 9/25/2017.

CAREER: Owns a 1.70 ERA in 10 career starts (8 ER/42.1 IP) and a 3.23 ERA in 23 relief appearances (23 ER/64.0 IP)...Has held LHH to a .208 AVG/.604 OPS and RHH to a .230 AVG/.627 OPS...Named 2018 Red Sox Minor League Latin Program Pitcher of the Year after posting a 1.56 ERA (9 ER/52.0 IP)...**2019:** In his final 5 games (beginning 8/8), posted a 1.06 ERA (2 ER/17.0 IP).

YEAR	CLUB	W-L	ERA	G-GS	CG-SHO	SV	IP	H	R	ER	HR	HB	BB	SO	SO/9	WHIP	AVG
2018	DSL Red Sox2	2-0	1.08	5-2	0-0	1	16.2	12	3	2	1	1	2	19	10.26	0.84	.203
	DSL Red Sox1	1-2	1.80	7-7	0-0	0	30.0	17	11	6	0	2	6	26	7.80	0.77	.165
	GCL Red Sox	0-0	1.69	2-1	0-0	0	5.1	3	1	1	0	0	0	4	6.75	0.56	.158
2019	Lowell	2-3	2.86	15-0	0-0	1	44.0	39	18	14	6	4	16	36	7.36	1.25	.245
	Greenville	0-2	6.97	4-0	0-0	0	10.1	13	8	8	2	0	5	10	8.71	1.74	.333
Minor League Totals		5-7	2.62	33-10	0-0	2	106.1	84	41	31	9	7	29	95	8.04	1.06	.222

SUTHERLAND, Casey Robert

RHP

HT: 6-3; **WT:** 205; **BATS:** Right; **THROWS:** Right; **BORN:** 10/18/1996 in Orlando, FL; **RESIDES:** Apopka, FL; **ACQUIRED:** Signed as a non-drafted free agent, 6/26/2019.

2019: Recorded 28 SO and only 1 BB in 28.1 IP...Issued 0 BB to his final 95 batters faced...Held LHH to a .115 AVG/.327 OPS and RHH to a .240 AVG/.555 OPS...Opponents were 1-for-18 with RISP...Began his pro career with 0 runs allowed in his first 7 outings through July (14.0 IP, 7 H, 11 SO, 1 BB)...Threw 5.0 scoreless innings on 8/21 at the GCL Braves (3 H, 0 BB, 6 SO)...**PERSONAL:** Pitched at Davidson College from 2016-19, going 12-8 with a 3.53 ERA in 68 appearances (22 starts) as the program's all-time leader in BB/9.0 IP (1.43)...Was a 2-time Atlantic 10 All-Academic Team member...As a senior, went 8-1 with a 2.49 ERA, 66 SO, and only 7 BB, as he ranked 3rd in Division I in SO/BB ratio (9.43) and 4th in BB/9.0 IP (0.79)...Graduated from Lake Brantley High School, where he was a member of the National Honor Society and Mu Alpha Theta Math Society; was vice president of the Student Athlete Leadership Team; was named an AP Scholar as a junior; and was named an AP Scholar with Honors as a senior.

YEAR	CLUB	W-L	ERA	G-GS	CG-SHO	SV	IP	H	R	ER	HR	HB	BB	SO	SO/9	WHIP	AVG
2019	GCL Red Sox	1-0	0.66	11-0	0-0	1	27.1	17	2	2	1	0	1	26	8.56	0.66	.173
	Greenville	0-0	0.00	1-0	0-0	0	1.0	1	0	0	0	0	0	2	18.00	1.00	.250
Minor League Totals		1-0	0.64	12-0	0-0	1	28.1	18	2	2	1	0	1	28	8.89	0.67	.176

TENDLER, Luke

OF

HT: 5-11; **WT:** 200; **BATS:** Left; **THROWS:** Right; **BORN:** 8/25/1991 in Philadelphia, PA; **RESIDES:** Wilmington, NC; **SIGNED BY:** Chris Kemp (Rangers); **ACQUIRED:** Selected in the Triple-A phase of the 2017 Rule 5 Draft.

CAREER: Originally selected by TEX in the 29th round of the 2014 June Draft...Against RHP in his career, has hit .276 with an .812 OPS...Has made 256 starts in RF and 208 in LF, recording 37 OF assists and 10 double plays...Named a mid-season All-Star in 2015 (South Atlantic League) and 2014 (Northwest League)...Named Rangers Minor League Player of the Month for April 2015...In 2016, led Rangers minor leaguers and the California League with 97 RBI for High-A High Desert...Was twice named CL Player of the Week in 2016 (4/24 & 8/21) and once named SAL Player of the Week in 2015 (4/20)...Made his Red Sox organization debut in 2018 with Double-A Portland, leading the Sea Dogs with 62 RBI and ranking T-1st with 15 HR...**2019:** Led Double-A Portland batters in RBI (58) and ranked 2nd in games (122) and HR (11)...**PERSONAL:** Played at North Carolina Agricultural and Technical State University (2011-14), batting .349 with 24 HR and 179 RBI...Graduated from Laney (NC) High School.

YEAR	CLUB	AVG	G	AB	R	H	2B	3B	HR	RBI	SH	SF	HB	BB	SO	SB	CS	OBP	SLG	OPS
2014	Spokane	.316	67	256	48	81	18	2	11	57	0	2	3	29	46	9	4	.390	.531	.921
2015	Hickory	.262	124	454	67	119	30	4	15	73	0	7	6	41	95	2	3	.327	.445	.772
2016	High Desert	.297	132	508	92	151	38	4	23	97	3	5	11	64	107	5	8	.384	.524	.908
2017	Frisco	.245	113	420	51	103	24	2	13	49	0	1	2	41	104	1	2	.315	.405	.720
2018	Portland	.273	108	374	43	102	18	0	15	62	0	6	5	33	94	1	2	.335	.441	.776
2019	Portland	.235	122	413	46	97	23	1	11	58	1	2	3	39	109	4	5	.304	.375	.679
Minor League Totals		.269	666	2425	347	653	151	13	88	396	4	23	30	247	555	22	24	.341	.451	.792

THOMPSON, Dylan Lee

RHP

HT: 6-3; **WT:** 195; **BATS:** Left; **THROWS:** Right; **BORN:** 9/4/1992 in Snow Camp, NC; **RESIDES:** Snow Camp, NC; **SIGNED BY:** Jordan Czarniecki (Rockies); **ACQUIRED:** Signed as a minor league free agent, 5/12/2019.

CAREER: Originally selected by the Rockies in the 31st round of the 2014 June Draft...Released by COL on 9/24/15 and pitched in independent leagues from 2016-18...Also pitched for Perth in the Australian Baseball League following the 2017 season...**2019:** Made 5 quality starts in his Red Sox organization debut...**PERSONAL:** Pitched at Guilford Technical Community College (2011-12) and the University of North Carolina Greensboro (2013-14)...Pitched in the Coastal Plains League in the summer of 2011 and 2012 for the Thomasville Hi Toms...Graduated from Southern Alamance High School.

Player Development

Minor League Players, Continued

YEAR	CLUB	W-L	ERA	G-GS	CG-SHO	SV	IP	H	R	ER	HR	HB	BB	SO	SO/9	WHIP	AVG
2014	Tri-City	3-2	8.89	18-0	0-0	0	26.1	41	30	26	1	3	14	18	6.15	2.09	.357
2015	Boise	1-3	4.65	19-3	0-0	2	40.2	38	27	21	1	4	25	30	6.64	1.55	.241
	Modesto	0-0	0.00	2-0	0-0	0	2.2	1	2	0	0	0	2	1	3.38	1.13	.111
2016	White Sands (IND)	2-2	2.56	5-4		0	31.2	30	21	9	0		12	31	8.81	1.33	
	New Britain (IND)	0-1	4.91	3-3		0	11.0	11	6	6	0	1	8	8	6.55	1.73	
	Sioux Falls (IND)	5-2	3.31	22-8	1-0	0	68.0	76	32	25	3	2	16	49	6.49	1.35	
2017	Sioux Falls (IND)	3-4	3.66	41-0	0-0	0	46.2	56	25	19	0	2	18	38	7.33	1.59	
2018	Sioux Falls (IND)	5-9	5.13	21-21	0-0	0	121.0	149	84	69	16	4	44	88	6.55	1.60	
2019	Salem	6-8	5.34	19-16	1-0	0	86.0	119	58	51	2	6	29	53	5.55	1.72	.335
	Portland	1-0	4.50	1-1	0-0	0	6.0	8	3	3	0	0	1	5	7.50	1.50	.320
Minor League Totals		11-13	5.62	59-20	1-0	2	161.2	207	120	101	4	13	71	107	5.96	1.72	.313
Independent Lg. Totals		15-18	4.14	92-36	1-0*	0	278.1	322	168	128	19	9*	98	214	6.92	1.51	

THOMPSON, Jacob Nels (Jake)

RHP

HT: 6-1; **WT:** 210; **BATS:** Right; **THROWS:** Right; **BORN:** 9/22/1994 in Florence, OR; **RESIDES:** Florence, OR; **SIGNED BY:** Justin Horowitz; **ACQUIRED:** Red Sox 4th pick (4th round, 131st overall) in the 2017 June Draft.

CAREER: Has allowed only 1 HR to his 334 RHH faced...In 2018, led High-A Salem with 125.2 IP and tied for the Carolina League lead in starts (26)...**2019:** Made only 4 appearances before being placed on the injured list on 4/20 and missing the remainder of the season (right elbow strain)...**PERSONAL:** Played baseball for 4 seasons at Oregon State University (2014-17)...As a senior, was named to the *Baseball America* All-American First Team, as well as the All-Pac-12 Conference First Team and Pac-12 All-Academic First Team...Awarded "District Player of the Year" honors by the National Collegiate Baseball Writers Association...Made 20 appearances (19 GS) as a senior, going 14-1 with a 1.96 ERA and 119 SO...Graduated from Siuslaw (OR) High School...Selected by CHC in the 34th round of the 2013 June Draft, but did not sign.

YEAR	CLUB	W-L	ERA	G-GS	CG-SHO	SV	IP	H	R	ER	HR	HB	BB	SO	SO/9	WHIP	AVG
2017	Lowell	0-3	3.18	7-7	0-0	0	11.1	10	7	4	0	0	6	11	8.74	1.41	.238
2018	Salem	5-13	5.30	26-26	0-0	0	125.2	148	91	74	9	7	47	96	6.88	1.55	.297
2019	Salem	0-1	3.86	4-0	0-0	0	7.0	5	3	3	0	1	1	5	6.43	0.86	.208
Minor League Totals		5-17	5.06	37-33	0-0	0	144.0	163	101	81	9	8	54	112	7.00	1.51	.288

TOBIAS, Joshua Henry James (Josh)

INF

HT: 5-9; **WT:** 195; **BATS:** Switch; **THROWS:** Right; **BORN:** 11/23/1992 in Greensboro, NC; **RESIDES:** Greensboro, NC; **SIGNED BY:** Alan Marr (Phillies); **ACQUIRED:** From the Philadelphia Phillies in exchange for RHP Clay Buchholz, 12/20/2016.

CAREER: Has made 309 starts at 2B, 5B at 3B, 6 at 1B, and 5 in LF...In his career vs. LHP, has hit .313 with an .831 OPS...Named a 2016 South Atlantic League mid- and postseason All-Star and a 2015 New York-Penn League mid-season All-Star...Also tabbed a 2015 Short-Season All-Star by *Baseball America*...Made his 1st career pitching appearance on 9/2/18 vs. Lynchburg (0.1 IP, 1 SO)...Played for Peoria in the 2017 Arizona Fall League...**2019:** Began the season with Double-A Portland and made his Triple-A debut...On the injured list from 7/13-23 (left hamstring strain), 7/26-8/20 (left hamstring strain), and 8/23 through the end of the season (left hamstring strain)...Made 34 starts at 2B and 10 at 3B and made his pro debut at 1B, appearing in 7 games (6 starts)...Recorded an 11-game hitting streak with Pawtucket from 4/28-5/15...**PERSONAL:** Graduated in 2015 from the University of Florida, where he earned a bachelor's degree in geology...Was a 2-time member of the Southeastern Conference Community Service Team and twice was named to the SEC Academic Honor Roll...Batted .301 in 213 career games with the Gators, including .355 in 2015...Graduated from Southeast Guilford (NC) High School.

YEAR	CLUB	AVG	G	AB	R	H	2B	3B	HR	RBI	SH	SF	HB	BB	SO	SB	CS	OBP	SLG	OPS
2015	Williamsport	.321	61	240	31	77	19	3	4	37	0	3	3	14	42	12	10	.362	.475	.837
2016	Lakewood	.304	93	365	49	111	24	3	7	55	2	4	13	31	59	6	4	.375	.444	.819
	Clearwater	.254	34	126	21	32	7	0	2	14	1	4	3	12	30	4	1	.324	.357	.681
2017	Salem	.345	21	87	16	30	7	0	2	11	0	0	2	8	16	4	2	.412	.494	.906
	Portland	.268	92	332	32	89	19	0	3	34	3	4	9	19	72	4	3	.321	.352	.673
2018	Portland	.228	34	123	12	28	4	0	1	8	2	2	0	7	32	1	0	.265	.285	.550
	GCL Red Sox	.259	8	27	3	7	1	0	0	0	0	0	3	4	1	0	.333	.296	.630	
	Salem	.308	28	104	15	32	4	0	4	11	1	0	2	8	21	2	.368	.462	.830	
2019	Portland	.309	24	81	11	25	8	0	2	11	1	0	6	9	23	1	7	.417	.481	.898
	Pawtucket	.291	44	134	16	39	8	1	2	13	1	2	0	13	29	1	1	.349	.410	.759
Minor League Totals		.290	439	1619	206	470	101	7	27	194	11	19	38	124	328	36	30	.351	.411	.762

VAUGHAN, Eduardo Alfonso

OF

HT: 6-3; **WT:** 160; **BATS:** Right; **THROWS:** Right; **BORN:** 1/12/2002 in San Miguelito, Panamá, Panamá; **RESIDES:** Ciudad Radial, Panamá, Panamá; **SIGNED BY:** Cris Garibaldo, Eddie Romero and Rolando Pino; **ACQUIRED:** Signed as an international free agent, 7/2/2018.

2019: Made 42 starts in RF and 13 in LF...Recorded 5 OF assists.

YEAR	CLUB	AVG	G	AB	R	H	2B	3B	HR	RBI	SH	SF	HB	BB	SO	SB	CS	OBP	SLG	OPS
2019	DSL Red Sox1	.268	57	209	31	56	11	0	2	21	1	1	5	17	41	4	3	.336	.349	.685

Minor League Players, Continued

WADE, Konner James

RHP

HT: 6-3; **WT:** 190; **BATS:** Left; **THROWS:** Right; **BORN:** 12/3/1991 in Phoenix, AZ; **RESIDES:** Phoenix, AZ; **SIGNED BY:** Chris Forbes (Rockies); **ACQUIRED:** Signed as a minor league free agent, 5/24/2019.

CAREER: Selected by ARI in the 35th round of the 2010 June Draft (did not sign) and by COL in the 7th round of the 2013 June Draft...On 11/20/17, was traded to BAL in exchange for international signing bonus slot money...Released by the Orioles on 3/27/18 and played for Sugar Land in the independent Atlantic League during 2018 and part of the 2019 season, earning All-Star honors in 2018...Also played for Mazatlan in the Mexican Pacific Winter League following the 2018 and 2019 regular seasons...**2019:** Began the season with Sugar Land in the independent Atlantic League and made 5 starts...Signed with the Red Sox as a minor league free agent on 5/24/19 and was assigned to Double-A Portland...Made his Triple-A debut on 7/5 at Lehigh Valley and allowed 1 run in 5.0 IP, but spent the rest of the season with Portland...From 6/14-8/14, posted a 1.91 ERA (14 ER/66.0 IP) in 12 games (10 starts) between Portland and Pawtucket...Threw 7.0 scoreless innings on 7/16 at New Hampshire and on 8/8 vs. Erie...**PERSONAL:** Pitched at the University of Arizona from 2011-13...In 2012, was named to the Tucson Regional and College World Series All-Tournament Teams...Graduated in 2010 from Chaparral High School.

YEAR	CLUB	W-L	ERA	G-GS	CG-SHO	SV	IP	H	R	ER	HR	HB	BB	SO	SO/9	WHIP	AVG
2013	Tri-City	3-7	3.58	14-14	0-0	0	65.1	70	31	26	4	4	11	37	5.10	1.24	.270
2014	Asheville	8-8	3.61	27-25	0-0	1	142.0	154	79	57	16	4	35	94	5.96	1.33	.278
2015	Modesto	8-9	3.96	26-26	2-0	0	168.1	171	91	74	14	5	40	95	5.08	1.25	.265
2016	Hartford	1-4	5.17	37-9	0-0	0	76.2	89	48	44	9	4	26	49	5.75	1.50	.287
2017	Hartford	9-7	4.28	33-15	0-0	0	109.1	118	55	52	15	3	21	79	6.50	1.27	.278
2018	Sugar Land (IND)	8-6	3.10	27-21	1-0	0	136.4	144	60	47	10	4	19	79	5.20	1.19	.275
2019	Sugar Land (IND)	0-2	3.38	5-5	0-0	0	26.2	33	17	10	3	0	3	17	5.74	1.35	.295
	Portland	6-4	2.74	17-13	0-0	0	95.1	89	30	29	5	4	13	64	6.04	1.07	.246
	Pawtucket	0-0	1.80	1-1	0-0	0	5.0	8	1	1	0	0	3	1	1.80	2.20	.364
Minor League Totals		35-39	3.85	155-103	2-0	1	662.0	699	335	283	63	24	149	419	5.70	1.28	.271
Independent Lg. Totals		8-8	3.14	32-26	1-0	0	163.1	177	77	57	13	4	22	96	5.29	1.22	.278

WALTER, Brandon Lee

LHP

HT: 6-2; **WT:** 200; **BATS:** Left; **THROWS:** Left; **BORN:** 9/8/1996 in New Castle, DE; **RESIDES:** New Castle, DE; **SIGNED BY:** Reed Gragmani; **ACQUIRED:** Red Sox 26th pick (26th round, 797th overall) in the 2019 June Draft.

2019: Held RHH to a .191 AVG/.559 OPS (18-for-94)...Threw 3.0+ innings in 7 of his 13 outings...Earned the 1st win of his pro career on 7/13 at the GCL Twins (3.1 IP, 0 R, 0 BB, 5 SO)...Allowed 1 hit in 5.0 scoreless innings on 8/7 at the GCL Braves...**PERSONAL:** Made 37 appearances (all starts) at the University of Delaware (2016-17, '19), where he majored in criminal justice...As a freshman in 2016, was named his team's Pitcher of the Year, was named to the Colonial Athletic Association All-Rookie Team, and earned Third Team All-CAA honors...Suffered a season-ending injury in April 2017 and missed the entire 2018 season...Returned as UD's ace in 2019 and became only the 4th player in program history to strike out 100+ batters in a season (106)...Finished his career ranked 3rd on the program's all-time strikeout list (252)...Graduated in 2015 from Paul M. Hodgson Vocational Technical High School, where he threw 2 no-hitters and went 23-3 with a 0.83 ERA...Threw 6 shutouts in 2015, setting a Delaware state single-season record.

YEAR	CLUB	W-L	ERA	G-GS	CG-SHO	SV	IP	H	R	ER	HR	HB	BB	SO	SO/9	WHIP	AVG
2019	GCL Red Sox	4-1	2.70	13-0	0-0	0	33.1	26	11	10	2	4	8	39	10.53	1.02	.208

WARD, Thaddeus James (Thad)

RHP

HT: 6-3; **WT:** 170; **BATS:** Right; **THROWS:** Right; **BORN:** 1/16/1997 in Fort Myers, FL; **RESIDES:** Fort Myers, FL; **SIGNED BY:** Stephen Hargett; **ACQUIRED:** Red Sox 5th pick (5th round, 160th overall) in the 2018 June Draft.

CAREER: Enters 2020 ranked by *Baseball America* as the Red Sox' No. 7 prospect, as well as having the best slider in the organization...In his career, has held LHH to a .206 AVG/.581 OPS and RHH to a .221 AVG/.640 OPS...**2019:** Named Red Sox Minor League Pitcher of the Year and a South Atlantic League mid-season All-Star...Made 13 starts with Single-A Greenville and 12 with High-A Salem, going 8-5 with a 2.14 ERA (30 ER/126.1 IP), a .198 opponent AVG, 157 SO, and only 6 HR allowed...Surrendered 3 ER or fewer in each of his 25 starts, including 7 scoreless outings of at least 5.0 IP...From the beginning of the season until he was promoted to Salem on 6/20, led the league in ERA (1.99), strikeouts (87), and opponent AVG (.194)...**PERSONAL:** Pitched for 3 seasons at the University of Central Florida (2016-18), earning First-Team All-Athletic Conference honors as a junior...Graduated in 2015 from Bishop Verot High School (Fort Myers, FL)...Served as a bat boy for the Red Sox during spring training at City of Palms Park in 2004.

YEAR	CLUB	W-L	ERA	G-GS	CG-SHO	SV	IP	H	R	ER	HR	HB	BB	SO	SO/9	WHIP	AVG
2018	Lowell	0-3	3.77	11-11	0-0	0	31.0	33	21	13	2	1	12	27	7.84	1.45	.275
2019	Greenville	5-2	1.99	13-13	1-1	0	72.1	51	24	16	2	9	25	87	10.82	1.05	.194
	Salem	3-3	2.33	12-12	0-0	0	54.0	38	15	14	4	6	32	70	11.67	1.30	.203
Minor League Totals		8-8	2.46	36-36	1-1	0	157.1	122	60	43	8	16	69	184	10.53	1.21	.214

WILLIAMS, Grant Michael

INF

HT: 5-10; **WT:** 180; **BATS:** Left; **THROWS:** Right; **BORN:** 10/3/1995 in Atlanta, GA; **RESIDES:** Dunwoody, GA; **SIGNED BY:** Brian Moehler; **ACQUIRED:** Red Sox 10th pick (10th round, 310th overall) in the 2018 June Draft.

CAREER: Has made 122 starts at SS, 38 at 2B, and 4 at 3B...**2019:** Made 111 starts at SS and 9 at 2B...Hit .292 (94-for-322) vs. RHP...Batted .300 in May (27 G, 27-for-90) and .325 in July (25 G, 27-for-83)...**PERSONAL:** Played 4 seasons at Kennesaw State University (2015-18)...In 2017, named to the Atlantic Sun First Team All-Conference, honored as the conference's Co-Defensive Player of the Year, and selected to the Cape Cod League All-Star team while playing for Bourne Braves...Also played for Bourne in 2016...Graduated in 2014 from St. Pius X Catholic High School (GA).

Player Development

Minor League Players, Continued

YEAR	CLUB	AVG	G	AB	R	H	2B	3B	HR	RBI	SH	SF	HB	BB	SO	SB	CS	OBP	SLG	OPS
2018	Lowell	.265	50	166	20	44	8	0	0	17	5	2	2	23	16	9	5	.358	.313	.671
2019	Greenville Salem	.265 .333	104 17	347 54	36 4	92 18	15 4	6 0	1 0	42 4	4 3	5 0	6 0	31 1	43 7	4 2	8 1	.332 .345	.352 .407	.683 .753
Minor League Totals		.272	171	567	60	154	27	6	1	63	12	7	8	55	66	15	14	.341	.346	.686

WILLIS, Colin

OF

HT: 6-0; **WT:** 180; **BATS:** Left; **THROWS:** Right; **BORN:** 8/14/1992 in Gary, IN; **RESIDES:** Gary, IN; **ACQUIRED:** Signed as a minor league free agent on 10/18/2019.

CAREER: Spent the last 4 seasons (2016-19) playing for the Gary SouthShore RailCats in the independent American Association... The Red Sox purchased his contract and signed him to a minor league contract on 10/18/19, making him the first player in Purdue University Northwest to join a major league organization... Was named the American Association's 2017 Rookie of the Year, and in 2019 he was named MVP of the league's All-Star Game... **2019:** Led Gary in HR (10) and RBI (60) and set career highs in most statistical categories... Following the regular season, helped lead the Melbourne Aces to their 1st Australian Baseball League title... In 35 regular season games, posted a .427/.520/.612/1.131 batting line (44-for-103, 10 2B, 3 HR)... Led the ABL in AVG, OBP, OPS, and runs (tied, 32)... His .520 OBP is the highest in league history and his .427 AVG is 3rd-highest... **PERSONAL:** Graduated in 2015 from Purdue University Northwest, where he was a 4-year starter... Earned All-Conference First Team honors in 3 of his 4 seasons... Is a member of the school's Athletics Hall of Fame... Played in various summer leagues during his time at PNW, as he was named to the 2012 Northwoods Summer League All-Star team and earned Co-MVP honors in the Northeastern Wisconsin Baseball League in 2014... After graduating, played in various leagues before signing with Gary, including the Frontier League, Arizona Winter League, Midwest Collegiate League, and United Shore League... Spent time in the offseasons as an assistant baseball coach at PNW... Graduated from Sheboygan (WI) North High School.

YEAR	CLUB	AVG	G	AB	R	H	2B	3B	HR	RBI	SH	SF	HB	BB	SO	SB	CS	OBP	SLG	OPS
2016	Gary (IND)	.231	11	39	3	9	2	1	0	5	0	0	1	6	7	2	0	.348	.333	.681
2017	Gary (IND)	.319	87	301	54	96	15	5	8	49	0	3	4	43	54	15	3	.407	.482	.889
2018	Gary (IND)	.297	92	330	50	98	17	3	9	50	0	4	2	48	60	4	7	.385	.448	.834
2019	Gary (IND)	.320	95	328	65	99	23	7	10	60	0	4	7	69	64	16	0	.429	.506	.935
Independent Lg. Totals		.303	285	998	172	302	57	16	27	164	0	11	14	166	185	37	10	.405	.473	.878

WINDLE, Thomas Joseph (Tom)

LHP

HT: 6-4; **WT:** 215; **BATS:** Left; **THROWS:** Left; **BORN:** 3/10/1992 in Maple Grove, MN; **RESIDES:** Maple Grove, MN; **SIGNED BY:** Chet Sargo (Dodgers); **ACQUIRED:** Signed as a minor league free agent on 8/26/2019.

CAREER: In his career as a reliever, is 22-10 with a 3.94 ERA (109 ER/249.0 IP) and a .231 opponent AVG... Has held RHH to a .248 AVG and .682 OPS (327-for-1,320, 29 HR)... Was originally signed by LAD in the 2nd round of the 2013 June Draft... Had also been drafted by CWS in the 28th round of the 2010 June Draft (did not sign)... Acquired by PHI with RHP Zach Eflin in exchange for SS Jimmy Rollins on 12/19/14... Following the 2014 season, was ranked by *Baseball America* as the Phillies' No. 5 prospect... Pitched for Glendale in the 2015 Arizona Fall League... **2019:** Allowed only 2 HR in 52.2 IP... Held RHH to a .197 AVG (27-for-137, 1 HR)... Began the season in the Phillies' system but was released on 8/9... Signed a minor league contract with BOS on 8/26... On the injured list from 6/12-21 with turf toe... **PERSONAL:** Spent 3 seasons at the University of Minnesota (2011-13)... Named to the 2011 Big Ten All-Tournament Team, the 2012 Academic All-Big Ten Team, and the 2013 All-Big Ten First Team... Threw a no-hitter on 3/8/13 vs. Western Illinois, the program's first since 1931... Graduated from Osseo High School.

YEAR	CLUB	W-L	ERA	G-GS	CG-SHO	SV	IP	H	R	ER	HR	HB	BB	SO	SO/9	WHIP	AVG
2013	Great Lakes	5-1	2.68	13-12	0-0	0	53.2	50	19	16	2	2	20	51	8.55	1.30	.242
2014	Rancho Cucamonga	12-8	4.26	26-25	0-0	0	139.1	147	82	66	14	6	44	111	7.17	1.37	.271
2015	Reading	4-5	4.35	34-14	0-0	0	97.1	98	56	47	6	1	51	64	5.92	1.53	.272
2016	Reading	1-1	5.68	25-0	0-0	0	31.2	39	21	20	5	1	14	33	9.38	1.67	.312
	GCL Phillies	0-0	0.00	4-0	0-0	0	4.0	4	0	0	0	0	2	5	11.25	1.50	.250
	Clearwater	0-1	4.09	14-0	0-0	1	22.0	17	10	10	1	0	21	8.59	1.23	.210	
2017	Reading	3-2	4.24	36-0	0-0	2	51.0	37	26	24	4	3	21	44	7.76	1.14	.200
2018	Lehigh Valley	9-4	4.17	50-0	0-0	3	54.0	48	30	25	6	5	28	52	8.67	1.41	.233
2019	Lehigh Valley	7-2	4.26	42-0	0-0	0	50.2	42	30	24	2	6	32	51	9.06	1.46	.228
	Lowell	0-0	0.00	2-0	0-0	0	2.0	1	0	0	0	0	0	2	9.00	0.50	.125
Minor League Totals		41-24	4.13	246-51	0-0	6	505.2	483	274	232	40	24	222	434	7.72	1.39	.252

ZEFERJAHN, Ryan Joseph

RHP

HT: 6-5; **WT:** 225; **BATS:** Right; **THROWS:** Right; **BORN:** 2/28/1998 in Topeka, KS; **RESIDES:** Topeka, KS; **SIGNED BY:** Lane Decker; **ACQUIRED:** Red Sox 3rd pick (3rd round, 107th overall) in the 2019 June Draft.

CAREER: Enters 2020 ranked by *Baseball America* as the Red Sox' No. 19 prospect... **2019:** Spent the entire season with Short-A Lowell, going 0-2 with a 4.50 ERA (11 ER/22.0 IP) in 12 starts, the 2nd-most on the club... After posting a 9.35 ERA (9 ER/8.2 IP) through his first 7 outings, held a 2.51 ERA (4 ER/14.1 IP) over his final 5... Did not allow a run in 4 consecutive starts from 8/9-27 (11.0 IP)... Started the Spinners' series clinching win in the NYPL semifinals on 9/6 vs. Batavia, allowing 1 R over 3.0 IP (BB, 4 SO)... **PERSONAL:** At the University of Kansas, recorded 100 SO in 2018 as a sophomore and 107 in 2019 as a junior, becoming the 1st Jayhawk pitcher ever to record 100+ SO in consecutive seasons... Voted to *Baseball America's* 2019 College Baseball Preseason All-America team, the 1st Jayhawk in program history to receive the honor... Selected to the 2018 All-Big 12 Second Team... Selected by TB in the 37th round of the 2016 June Draft, but did not sign... Graduated from Seaman High School.

YEAR	CLUB	W-L	ERA	G-GS	CG-SHO	SV	IP	H	R	ER	HR	HB	BB	SO	SO/9	WHIP	AVG
2019	Lowell	0-2	4.50	12-12	0-0	0	22.0	24	12	11	2	3	12	31	12.68	1.64	.279

Player Development



MEDIA INFORMATION

Red Sox Media Relations



Kevin Gregg
Vice President,
Media Relations



Abby Murphy
Assistant Director,
Media Relations



Justin Long
Senior Manager,
Media Relations &
Baseball Information



Bryan Loor-Almonte
Manager,
Communications




Kyle Montemagno
Coordinator,
Media Relations




Mikio Yoshimura
Japanese Media
Liaison



Zineb Curran
Vice President,
Corporate
Communications



Billie Weiss
Manager
of Photography



Our beloved friend and colleague, Dick Bresciani, passed away in November 2014. In recognition of his decades of contributions to Red Sox baseball, the Fenway Park press box was dedicated as the Dick Bresciani "Bresh Box" Press Box the following April.

Media Information

MEDIA RELATIONS PHONE/FAX: 617-226-6613

CREDENTIAL PICKUP: All media credentials may be picked up at the Fenway Park Media Entrance at Gate D on Level G (street level), located near the corner of Jersey Street and Van Ness Street. Gate D will open 4 hours before game time.

MAIN PRESS BOX: The Main Press Box is located directly behind home plate on Level 5. The press box may be reached by taking the elevators or ramps located inside Gate D. Only media with proper credentials will be allowed access to the Level 5 press area.

PRESS DINING: Press dining is located on Level 5 in the press area and is available to accredited media at \$12 per person. Press dining will open 3 hours prior to the start of the game and will remain open for 1 hour after 1st pitch.

CLUBHOUSES: The Red Sox clubhouse is located on Level G, near sections 15 and 16 on the first base side. The visitors' clubhouse is located on Level G, near sections 25 and 26 on the third base side.

PHOTO LOCATIONS: Assigned photo locations are located in permanent camera wells on the outfield side of both dugouts. Wireless transmission capabilities are available in all photo locations.

INTERVIEW ROOMS: All pre- and post-game interviews will be held in the Red Sox Interview Room above the home clubhouse. The Interview Room may be accessed by taking the ramp near Gate D to the Mezzanine Level (between Level G and Level 2) or by taking the center elevator on the Gate D elevator bank (accessible from the press level going down or from Gate D and the ground level going up) to the Mezzanine M Level.

PRESS BOX INTERNET INFO: The Red Sox will provide high-speed wired and wireless internet access free of charge at Fenway Park. For internet log-in information, please contact a Red Sox media relations representative.

ADDITIONAL RED SOX MEDIA INFO: Media can access Red Sox game day information at <http://pressroom.redsox.com>. This online media portal includes daily press clippings, game notes, and minor league reports as well as additional pertinent information on home game dates. Media can also follow the Red Sox Media Relations department on Twitter at @BostonRedSoxPR.

Información para los Medios

Teléfono y fax del equipo de Relaciones Públicas: 617-226-6613

Recoger Credenciales: Todos los credenciales pueden ser recogido en la entrada de los Medios localizado en el Gate D de Fenway Park que queda en la esquina de la intersección de la avenida Jersey y la calle Van Ness.

Espacio de trabajo para la Prensa: El Espacio de trabajo para la Prensa está localizado directamente detrás del home en el quinto nivel del parque. Para subir a esta área, puedes subir la rampa o tomar el elevador localizado en el Gate D. Solo los Medios con credenciales adecuados serán permitido acceso a esta área.

Comida para la Prensa: La comida está localizado en el quinto piso dentro de la área de la prensa y cuesta 12 dólares por persona. La comida será distribuido 3 horas antes del comienzo del juego y se quedara abierto por 1 hora después del primer lanzamiento del juego.

Los Vestuarios: El vestuario de los Medias Rojas está localizado en el nivel G, cerca de las secciones 15 y 16 en el lado de la primera base. El vestuario de visitantes está localizado en el nivel G, cerca de las secciones 25 y 26 en el lado de la tercera base.

Locales de Fotos: Los locales de fotos están localizados en un espacio al lado de los dugouts de cada equipo. Servicios de transmisión inalámbrica disponibles en estos locales.

Cuartos de Entrevistas: Todos las entrevistas, antes y después del juego, ocurrirán en el Salón de Entrevistas de los Medias Rojas por encima del vestuario del equipo de casa. El salón puede ser accedido por medio de la rampa, cerca del Gate D, subiendo al nivel entresuelo (en el medio del nivel G y el nivel 2). También se puede llegar tomando el elevador del medio hasta el nivel M.

Información de Internet y Teléfono en Espacio de Trabajo de la Prensa: Los Medias Rojas proveerán internet alámbrico e inalámbrico gratuito en Fenway Park. Si deseas información sobre el internet por favor comuníquese con un representante del equipo de Relaciones Públicas de los Medias Rojas.

Información Adicional: Los Medios pueden acceder informaciones acerca de los Medias Rojas con relación al juego del día en este sitio web: <http://pressroom.redsox.com>. Este portal incluye informaciones como los artículos diarios de la prensa, las notas sobre el equipo de Grandes Ligas, los reportes de los equipos de Ligas Menores, y etcétera. Medios pueden seguir la cuenta de Twitter del equipo de Relaciones Públicas de los Medias Rojas: @BostonRedSoxPR.

Red Sox on NESN

NESN (New England Sports Network), the official home of the Boston Red Sox, is in its 37th year of carrying Red Sox baseball. Consistently one of the top-rated regional sports networks in the country, NESN's Red Sox coverage includes an hour-long show before and after every game. Fans in New England can also watch NESN's coverage at NESN.com and on the NESN App, plus follow along on social media for game-day coverage and news (Twitter: @NESN and Instagram: @NESN). Veteran play-by-play announcer Dave O'Brien enters his fifth season with NESN and will be joined again by Red Sox Hall of Famer Jerry Remy and Baseball Hall of Famer Dennis Eckersley. Cohasset, MA native Mike Monaco will join the NESN broadcast team as play-by-play announcer for select games. Tom Caron is in his 17th year as host of NESN's pre- and post-game show. He will be joined by an All-Star lineup of studio analysts that includes Steve Lyons, MLB Hall of Famer Jim Rice, Red Sox Hall of Famer Tim Wakefield, and several other former Red Sox players including Lenny DiNardo and Manny Delcarmen.



DAVE O'BRIEN enters his 30th year of Major League Baseball broadcasting and his fifth in NESN's play-by-play role after nine years with Red Sox radio network. Dave recently re-joined ESPN and is the ACC Network lead play-by-play announcer for its college football and college basketball coverage. From 2002 – 2017 he served as a play-by-play commentator for ESPN, working Major League Baseball telecasts and college basketball. He has called the LCS and World Series for Major League Baseball's International broadcasts, as well as select MLB playoff series on ESPN Radio. He worked as both a radio and television announcer for the Florida Marlins from 1993-2001 and was the television voice of the New York Mets on WPIX-TV from 2003-05. He also did radio play-by-play on Atlanta Braves games in 1990 and 1991 as well as college football and basketball action for the University of Georgia and University of Miami. A Boston native, Dave received the Georgia Associated Press "Best Sports Play-by-Play" honor in 1988 and 1991 and the Achievements in Radio (A.I.R.) award for Best Play-by-Play for his call of Mark McGwire's 59th home run in 1998. O'Brien and his family reside in Rye, New Hampshire.



JERRY REMY (Twitter: @Jerry_Remy) has served as a Red Sox color analyst on NESN since 1988. Remy was elected to the Red Sox Hall of Fame in 2006 for his playing and broadcasting accomplishments and has now logged over 40 years of service to the organization. A native of Somerset, MA, Remy was an infielder for 10 years in the majors with the Angels (1975-77) and Red Sox (1978-84), posting a career .275 batting AVG and 208 stolen bases in 1,154 games. During his career, he played with 7 Baseball Hall of Famers and 12 Red Sox Hall of Famers. In September of 2007, Remy was elected President of Red Sox Nation through online voting. He also received the Massachusetts Sportscaster of the Year award in 2004, has been inducted into the Massachusetts Broadcasters Hall of Fame and was a 2019 New Englander of the Year. Remy was awarded the Judge Emil Fuchs Memorial Award for long and meritorious service to baseball by the Boston Baseball Writers Association this year.



DENNIS ECKERSLEY (Twitter: @Eck43) has been with NESN since 2003 and will split time with Remy in the network's broadcast booth. He was elected into Baseball's Hall of Fame in 2005 after pitching 24 seasons in the major leagues with 5 teams (Cleveland, Boston, Chicago—Cubs, Oakland, and St. Louis), including two different stints with the Red Sox (1978-84, fi1998). He spent the first 12 years of his career as a starting pitcher then moved to the bullpen to become one of the most dominant closers in the game. During a 5-year stretch beginning in 1988, Eckersley averaged 44 saves, a 1.88 ERA, more than 1 strikeout per inning, and less than 1 walk per 9 innings. In 1992, Eckersley became only the second relief pitcher to win both the AL MVP and Cy Young Award in the same year. The 6-time All-Star has served as a post-season studio and game analyst for TBS since 2008.



TOM CARON (Twitter: @TomCaron) enters his 19th season as a member of NESN's Red Sox broadcasts, and his 17th season as host of the pre- and post-game shows. The Lewiston, ME native joined NESN in 1995 and has served as a Red Sox field reporter, studio host for Boston Bruins hockey, and play-by-play announcer for the Beanpot and Hockey East. Prior to NESN, Caron was the play-by-play voice of the Portland Pirates of the AHL and was inducted into the team's Hall of Fame in 2014. An eight-time New England Emmy Award winner, Caron has been awarded New England's Favorite Local TV Sports Personality seven times by Channel Media Sports Research's New England Sports Survey. Caron is involved in many local and regional charities, including Mass Mentoring; Good Sports, Inc.; the Run to Home Base Program; and the Red Sox Foundation.



MIKE MONACO (Twitter: @MikeMonaco_) joins NESN for the 2020 season for select play-by-play games. The Cohasset, MA native spent the last three seasons with the Pawtucket Red Sox (Triple-A) and also broadcasts college sports for ESPN and the ACC Network. Before joining ESPN, Monaco broadcast college sports for FOX Sports and the Big Ten Network and has also called college basketball for NBC Sports. Monaco served as a broadcaster in the Cape Cod Baseball League (2013 and 2014 seasons) and for the Chicago Cubs' (2015) and San Diego Padres' (2016) Single-A affiliates in the Midwest League. The University of Notre Dame graduate has also served as a play-by-play broadcaster, reporter, and host for his alma mater, including nationally syndicated Notre Dame football shows.

Red Sox on NESN, Continued



STEVE LYONS is in his seventh season as a Red Sox analyst on NESN. Selected by the Red Sox in the first round (19th overall) in the 1981 June Draft out of Oregon State University, Lyons played nine seasons in the major leagues (1985-93) with four different teams, including four stints in Boston. Voted the 1995 10th Player Award winner by Red Sox fans, he played at least one game at every position during his career. Lyons began his broadcasting career in 1996 with FOX Sports and has worked for both the FOX national and regional networks as a game analyst, studio analyst, and studio host. During his 11 years on FOX's national broadcast, he worked in the booth or on their pre- and post-game shows for the Divisional Series, Championship Series, and World Series. He also spent 9 years with the Los Angeles Dodgers as a pre- and post-game host and game announcer.



JIM RICE is in his 18th year as a pre- and post-game analyst on NESN. In 2009, he became the 32nd member of the Red Sox to be elected into the National Baseball Hall of Fame. Rice played 16 seasons in the major leagues, all with Boston. The eight-time All-Star finished his career with a .298 batting AVG, 382 home runs, and 1,451 RBI. Rice was voted the AL MVP in 1978 and helped lead the Red Sox to two AL pennants (1975 and 1986). He ranks third behind only Ted Williams and Carl Yastrzemski on the Red Sox all-time leaders list in hits and total bases, and fourth in home runs and RBI. Since retiring after the 1989 season, Rice has remained active in the Red Sox organization, serving as a minor league hitting instructor from 1992-1994 before joining the parent club as hitting coach from 1995-2000. He currently serves as a special organizational instructor for the team.



TIM WAKEFIELD (Twitter: @TimWakefield49) joined NESN's pre- and post-game team in 2012. His 19-year MLB career included 17 years as a member of the Red Sox (1995-2011). He ended his career with 200 wins, 186 of them with Boston, which ranks third behind only Cy Young and Roger Clemens on the Red Sox all-time career win list. He was the American League Comeback Player of the Year in 1995, an All-Star in 2009, and a two-time World Series Champion. He was also honored as a champion off the field as one of the most charitable players in the league, winning the Roberto Clemente Award in 2010 after being nominated eight times during his career. He currently serves as a special assignment instructor as well as honorary chairman of the Red Sox Foundation, and was inducted into the Red Sox Hall of Fame in 2016.



LENNY DINARDO (@DinardoLenny) returns for his fourth season on NESN after joining the network in 2017 as a pre- and post-game analyst. DiNardo was a pitcher for the Red Sox and a member of the 2004 World Series Championship team. He also pitched for Oakland and Kansas City before retiring from baseball in 2013.




MANNY DELCARMEN is in his third season as a pre- and post-game analyst. In 2018 he served as a baseball analyst on NESN's sports news programs NESN Sports Today and NESN Sports Update. A Hyde Park native and West Roxbury High School graduate, Delcarmen was picked by the Red Sox in the second round of the 2000 June Draft. He pitched out of the bullpen for Boston for parts of 6 seasons and was a member of the 2007 World Series championship team.



GUERIN AUSTIN (Twitter: @GuerinAustin) enters her sixth season as NESN's Boston Red Sox sideline reporter. Austin joined NESN in September of 2014 and served as the network's Boston Bruins rinkside reporter for the 2014-15 season. During the baseball offseason, she serves as an anchor/reporter on NESN's daily sports news programs. Before NESN, Austin spent five years in Washington, D.C., where she served as host of Caps Red Line, a weekly behind-the-scenes look at the Washington Capitals airing on the NHL Network, and as a morning host/reporter at the FOX affiliate in Richmond, VA. The 2004 Miss Nebraska USA got her start in television as an on-air host and associate producer at the ABC affiliate in Denver, and at the CW station in Omaha, Nebraska.



JAHMAI WEBSTER (Twitter: @WebsterOnTV) returns to the broadcast team for his third season as a Red Sox sideline reporter. He joined NESN in October of 2016 and serves as an anchor/reporter on NESN's sports news programs. He has also served as host of NESN's award-winning and commercial-free Red Sox pre-game show for kids NESN Clubhouse, which airs on Sundays 90 minutes before game time. Before joining NESN, Webster worked at Denver's ABC affiliate KMGH Denver7 and KITV 4 News in Honolulu, Hawaii. The Cal State Northridge graduate got his start in sports broadcasting at two ABC affiliates in central Texas, KRHD-TV 40 in College Station and KXXV-TV 25 in Waco.



ADAM PELLERIN (Twitter: @AdamPellerin) serves as a host for NESN's pre- and post-game shows. He is one of the lead anchors for NESN's sports news programs. The Massachusetts native joined NESN in 2012 after serving as general assignment reporter and fill-in anchor at FOX 25 for 5 years. His television reporting career began in Portland, ME at CBS affiliate WGME.

Red Sox Radio Network

The Red Sox Radio Network carries every game, with WEEI 93.7 FM as its flagship station in Boston. The Red Sox and Entercom Communications announced a 10-year agreement for 2007-16 in May 2006, and in April 2016 announced a renewal through the 2023 season. A network of over 50 stations broadcasts Boston's games throughout the New England area.

Joe Castiglione will be the WEEI Red Sox Radio Network's primary voice in 2020 and will be joined by **Will Flemming**, **Sean McDonough** and **Lou Merloni**. Flemming returns for his second season with WEEI, having previously served as the play-by-play voice of the Pawtucket Red Sox. Nationally renowned and Emmy Award-winning McDonough is also entering his second season with WEEI. The Hingham, MA native served as the television play-by-play announcer for the Red Sox from 1988-2004. Merloni began calling games for the WEEI Red Sox Radio Network in 2013. The Framingham, MA native played nine seasons in Major League Baseball, including six with the Red Sox. In addition, **Jon "Boog" Sciambi** and **Dave O'Brien** will call select games.



JOE CASTIGLIONE is in his 38th season on Red Sox radio, the longest tenure of any Red Sox radio broadcaster and of any Boston broadcaster. Prior to coming to Boston, Castiglione called television games for Cleveland in 1979 and 1982 and for Milwaukee in 1981. The Hamden, CT native has also announced television games for the NBA's Cleveland Cavaliers and did college basketball on NESN for 6 years. During the offseason, Joe taught classes in broadcast journalism at Northeastern University for 29 years (1985-2013), at Franklin Pierce University for 15 years (1996-2010), and at Emerson College in 1996. Since 1990, he has also served as a Jimmy Fund staff member in fundraising. A graduate of both Colgate (undergraduate)

and Syracuse Universities (graduate), Joe is the author of *Broadcast Rites and Sites-I Saw It on the Radio* with the Boston Red Sox, which was published in 2004, and *Can You Believe It, 30 Years Inside Red Sox Baseball*, published in 2012. Castiglione was inducted into the Red Sox Hall of Fame in 2014. He and his wife, Jan, have 3 children and 6 grandchildren. They reside in Marshfield, MA.

Red Sox Spanish Radio Network

2020 marks the 30th season of the Red Sox Spanish-language broadcast. Every game of the regular season will be broadcast on WAMG 94.9 FM/890 AM, WCEC 103.7 FM/1490 AM, WORC-AM 106.1 FM/1310 AM, and WLAT 101.7 FM/910 AM. Nilson Pepen will call the action—along with others—for the 2020 season.



NILSON "JUNIOR" PEPEn is a lifelong resident of Boston and a native of the Dominican Republic. He started covering sporting events upon his arrival to the city, being the host of sport segments for local Latino television. In 2000, he became a member of the radio show "Conversando De Deportes," Boston's only Spanish sports talk radio show, which aired on 99.9 FM and 1300 AM. Since then he has been the producer and host of the show for 20 years. Through those years, he has covered Pan American Games, Baseball Caribbean Series, the World Baseball Classic, MLB World Series, and also NBA games. From 2006-10, he was part of the Red Sox Spanish-language broadcast team. Most recently, Nilson became the Sports

Presenter of the Univision Network, where he participates in the news with his segment, "The Baseball Report," and conducts the weekly Unideportes Program.

2020 Radio Affiliates

MASSACHUSETTS

Boston	WEEI (Flagship)	93.7 FM
Boston	WAMG	94.9 FM/890 AM (Spanish)
Cape Cod	WEII	96.3 FM
Fall River	WSAR	1480 AM
Fitchburg	WPKZ	1280 AM
Great Barrington	WSBS	860 AM
Lawrence	WCEC	103.7 FM/1490 AM (Spanish)
Milford	WMRC	1490 AM
New Bedford	WBSM	1420 AM
North Adams	WNAW	1230 AM
Pittsfield	WBEC	1420 AM
Springfield	WWEI	105.5 FM
Worcester	WCRN	830 AM
Worcester	WVEI	1440 AM
Worcester	WORC-AM	106.1 FM/1310 AM (Spanish)

CONNECTICUT

Greenwich	WGCH	1490 AM
Hartford	WTIC	1080 AM
Hartford	WLAT	101.7 FM/910 AM (Spanish)
Putnam	WINY	1350 AM
Willimantic	WILI	1400 AM

FLORIDA

Fort Myers	WWCN	99.3 FM
------------	------	---------

MAINE

Bangor	WEZQ	92.9 FM
Calais	WQDY	92.7 FM
Caribou	WCXU	97.7 FM
Dover/Foxcroft	WZLO	103.1 FM
Ellsworth	WDEA	1370 AM
Farmington	WKTJ	99.3 FM
Machias	WALZ	95.3 FM
Millinocket	WSYY	1240 AM
Portland	WJJB	96.3 FM
Portland	WRED	1440 AM
Presque Isle	WEGP	1390 AM
Presque Isle	WOZI	101.9 FM
Rockland	WBYA	105.5 FM

NEW HAMPSHIRE

Berlin	WMOU	1230 AM
Concord/Hillsboro	WTPL	107.7 FM
Dover	WTSN	1270 AM
Hanover	WTSL	1400 AM
Keene/Swanzey	WEEY	93.5 FM
Littleton	WLTN	1400 AM
Meredith	WZEI	101.5 FM
New London	WNTK	99.7 FM
Newport	WCNL	1010 AM
Plymouth	WPNH	100.1 FM
Walpole	WFYX	96.3 FM

NEW YORK

Albany	WOFX	980 AM
St. Johnsville	WKAJ	1120 AM

RHODE ISLAND

Providence	WVEI	103.7 FM
------------	------	----------

VERMONT

Burlington	WCPV	101.3 FM
Morrisville	WLVB	93.9 FM
Newport	WIKE	1490 AM
Randolph	WCVR	1320 AM
Rutland	WSYB	1380 AM
St. Johnsbury	WSTJ	1340 AM
Waterbury	WDEV	96.1 FM/550 AM
Woodstock	WWOD	93.9 FM

All-Time Broadcasters (Since 1926)

Name	Year(s)	Affiliate(s)
Andrews, Mike	1984	NESN TV
Arnold, Dale	2008-11	WEEL-AM (2008-2009), WRKO-AM (2008-2009)
Baez, Oscar	2002-2014	Spanish Beisbol Productions, LLC
Berenguer, Uri	2003-19	Spanish Beisbol Productions, LLC
Britt, Jim	1940-50	WAAB-AM (1940-42), WNAC-AM (1942, 1946), WHDH-AM (1947-50), TV-4 & TV-7 (1948-50)
Castiglione, Joe	1983-present	WRKO-AM (1983-94, 2007-14), WEEL-AM (1995-Present)
Coleman, Ken	1966-74	WHDH-AM (1966-71), TV-5 (1966-71), TV-4 (1972-74)
	1979-89	WITS-AM (1979-82), WRKO-AM (1983-89)
Crowley, Bill	1957-60	TV-5 and WHDH-AM
Delaney, Bob	1951-53	WHDH-AM, TV-4 & TV-7
Der Divanis, Kent	1984	NESN TV
Egan, Leo	1949-50	WHDH-AM (1949-50), TV-4 & TV-7 (1949)
Fornieles, Mike	1993	WROL-AM (Spanish)
Frisch, Frankie	1939	WAAB-AM
Geffner, Glenn	2007	WEEL-AM (2007), WRKO-AM (2007)
Gillis, Don	1957	TV-5 (Gowdy was out most of year with a bad back)
Gleeson, Art	1960-64	TV-5 and WHDH-AM
Gowdy, Curt	1951-65	WHDH-AM (1951-65), TV-4 & TV-7 (1951-56), TV-5 (1957-65)
Hadley, Bump	1948, 1950	TV-4 & TV-7
Harrelson, Ken	1975-81	WSBK-TV 38
Harrison, Gerry	1927	WNAC-AM
Hartrick, George	1943-45	WNAC-AM
Hoey, Fred	1927-38	WNAC-AM
Hussey, Tom	1939-54	WAAB-AM (1939-42), WNAC-AM (1942-46), WHDH-AM (1947-54), TV-4 & TV-7 (1948-54)
Kulik, Bill	2001-2014	Spanish Beisbol Productions, LLC
Kurtz, Bob	1993-00	NESN TV
Martin, Dave	1972-73	WHDH-AM (joined crew in June)
Martin, Ned	1961-92	TV-5 (1961-71), WHDH-AM (1961-75), WMEX-AM (1976-77), WITS-AM (1978), WSBK-TV 38 (1979-87), NESN TV (1988-92)
Martinez, Hector	1988-98	WRCA-AM (1988-90), WROL-AM (1991-98) (Spanish)
McDonough, Sean	1988-04	WSBK-TV 38 (1988-96), WABU-TV 68 (1997-98), WB-Ch. 56 (1999), FOX 25 (2000-02), UPN/WBZ (2003)
MacLean, John	1972	WHDH-AM (April to early May and left due to illness)
Miller, Jon	1980-82	WITS-AM
Montgomery, Bob	1982-95	WSBK-TV 38
Murphy, Bob	1954-59	WHDH-AM (1954-59), TV-4 & TV-7 (1954-56), TV-5 (1957-59)
Neverett, Tim	2016-18	WEEL-AM (2016-18)
O'Brien, Dave	2007-present	WRKO-AM (2007-14), WEEL-AM (2007-15), NESN TV (2016-present)
Orsillo, Don	2001-2015	NESN TV
Parnell, Mel	1965-68	TV-5 and WHDH-AM
Pesky, Johnny	1969-74	WHDH-AM (1969-71), TV-5 (1969-71), TV-4 (1973-74)
Petrocelli, Rico	1979	WITS-AM
Remy, Jerry	1988-present	NESN TV (1988-present), WSBK-TV 38 (1996), WABU-TV 68 (1997-98), WB-Ch. 56 (1999), FOX 25 (2000-02), UPN/WBZ (2003)
Rish, Jon	2006-13	WEEL-AM, WRKO-AM
Rooney, Gus	1926	WNAC-AM (Opening Day)
Serano, Bobby	1988-01	WRCA-AM (1988-90, 1999-01), WROL-AM (1991-98)
Starr, Bob	1990-92	WRKO-AM
Stockton, Dick	1975-78	WSBK-TV 38
Tiant, Luis	2002-03	Spanish Baseball Network
Trupiano, Jerry	1993-06	WRKO-AM (1983-94), WEEL-AM (1995-06)
Villaman, J.P.	1999-05	WRCA-AM, Spanish (1999-2005)
Woods, Jim	1974-78	WHDH-AM (1974-75), WMEX-AM (1976-77), WITS-AM (1978)

Bold=Active. Corrections have been made in the above listing thanks to information provided to us from John K. Moynahan, author of *50 Years At The Game, A Sports Traveler's Journey*, and other sources. We appreciate this input as we attempt to produce an accurate account of our broadcasters. We are aware that through the years there have been "guest" or temporary fill-in broadcasters for Red Sox games, however, they are too numerous to list here.

Spring Training



Sitting within the Fenway South Spring Training and player development complex, jetBlue Park features the same seating bowl geometry and playing field dimensions as Fenway Park in Boston. The ballpark, which opened in 2012, has a total capacity of roughly 11,000 (including standing room and reserved lawn seating), and takes many of its defining characteristics from "America's Most Beloved Ballpark."

One such characteristic is a near replica of the iconic Fenway Park Green Monster wall. The jetBlue Park wall features the similar dimensions and signature paint color of its counterpart up north, but is unique with its 2-level seating area both on top and inside the wall under cover. The wall also features a restored manual scoreboard that served Red Sox fans for almost 3 decades at Fenway Park in Boston starting in 1976.

jetBlue Park also features:

- **Close to 60,000 square feet of rolling canopy shading for the majority of seats, just about 1 ½ acres**
- **Approximately 9,900 fixed seats**
- **8 private suites**
- **378 Green Monster Wall seats on 2 separate levels**
- **A 50,000-square-foot Clubhouse**
- **A 2,400-square-foot Team Store**
- **A state-of-the-art 20'x24' HD video board**
- **5 permanent concession stands and numerous portable carts located throughout the concourse**

A street festival environment is recreated on Fenway South Drive. Much like at Fenway Park, the street features specialty concession stands and entertainment, including face painting, magicians, stilt walkers, and other games for children.

While the interior of jetBlue Park pays homage to Fenway Park in Boston, the exterior of the ballpark takes cues from its natural Southwest Florida surroundings. The undulating shade canopy with its canted columns was inspired by the Cypress tree domes that surround the site. In addition to providing shade to the majority of the seating bowl, the canopy serves as one of the LEED certified ballpark's most striking architectural features. Locally manufactured masonry blocks used on parts of the exterior wall feature crushed Florida sea shells from Sanibel beaches. The light colors of the exterior enhance and contrast the deep shadows cast by the bright Florida sun.

Spring Training, Continued



jetBlue Park at Fenway South
11500 Fenway South Drive
Fort Myers, FL 33913
Phone: (239) 226-4700

Directions

- From the North: Take I-75 South to Exit 131 (Daniels Parkway). Make a left off the exit and go east for approximately 2 miles. Fenway South will be on your left.
- From the South: Take I-75 North to Exit 131 (Daniels Parkway). Make a right off exit and go east for approximately 2 miles. Fenway South will be on your left.



2020 Exhibition Schedule

Date	Opponent	TV/Radio
February 21	NORTHEASTERN	1:05 p.m./TV
February 22	TAMPA BAY	1:05 p.m./TV/Radio#
February 23	at Baltimore	1:05 p.m./TV/Radio#
February 24	at Minnesota at Tampa Bay	1:05 p.m./Radio 1:05 p.m.
February 25	BALTIMORE (SS)	1:05 p.m./Radio
February 26	at Pittsburgh	1:05 p.m./Radio
February 27	PHILADELPHIA	1:05 p.m./Radio
February 28	at Minnesota	1:05 p.m./Radio
February 29	NEW YORK YANKEES (SS)	1:05 p.m./TV+/Radio
March 1	ATLANTA	1:05 p.m./TV/Radio#
March 2	at Detroit	1:05 p.m./Radio
March 3	at New York Yankees	1:05 p.m./ESPN/Radio
March 4	DETROIT	1:05 p.m./Radio
March 5	HOUSTON	1:05 p.m./Radio
March 6	at Atlanta	1:05 p.m./ESPN/Radio
March 7	at Philadelphia	1:05 p.m.
March 8	MINNESOTA	1:05 p.m./TV/Radio#
March 9	at Atlanta	6:05 p.m./ESPN/Radio
March 10	ST. LOUIS	1:05 p.m./Radio
March 11	at Tampa Bay	6:35 p.m./TV/Radio
March 13	TAMPA BAY	1:05 p.m./Radio
March 14	at Houston	1:05 p.m./Radio
March 15	at St. Louis	1:05 p.m./TV/Radio#
March 16	PITTSBURGH (SS)	1:05 p.m./Radio
March 17	ATLANTA (SS)	1:05 p.m./Radio
March 18	at Toronto	1:07 p.m./Radio
March 19	TAMPA BAY (SS)	1:05 p.m./Radio
March 20	at Minnesota at Baltimore	1:05 p.m./Radio 6:05 p.m./TV
March 21	BALTIMORE (SS)	6:05 p.m./TV/Radio#
March 22	MINNESOTA	1:05 p.m./TV/Radio
March 23	at Atlanta	1:05 p.m./TV/Radio
March 24	ATLANTA	1:05 p.m./Radio

(SS) - Split Squad; All Times Local

Home Games at JetBlue Park at Fenway South in Lee County, Florida

TV - Telecast on NESN; TV+ - Telecast on NESNplus;

ESPN - Telecast on ESPN; MLBN - Telecast on MLB Network

Radio - Aired on WEEI 850 AM; Radio# - Aired on WEEI 93.7 FM



SPRING TRAINING ATTENDANCE HIGHS

Single-Season (Total):
176,320 — 18 dates — 2017

Single-Season (Average):
9,960 — 15 dates — 2016

Single-Game:
10,179 vs. Toronto — March 15, 2018

PACKING 'EM IN

In 2019, the Red Sox sold out all 15 of their Grapefruit League games at JetBlue Park. The club has sold out 135 consecutive home Grapefruit League games dating back to their time at City of Palms Park, and 238 of their last 239 home Grapefruit League games overall.

SPRING TRAINING SITES


1901	Charlottesville, VA
1902	Augusta, GA
1903-06	Macon, GA
1907-08	Little Rock, AR
1909-10	Hot Springs, AR
1911	Redondo Beach, CA
1912-18	Hot Springs, AR
1919	Tampa, FL
1920-23	Hot Springs, AR
1924	San Antonio, TX
1925-27	New Orleans, LA
1928-29	Bradenton, FL
1930-31	Pensacola, FL
1932	Savannah, GA
1933-42	Sarasota, FL
1943*	Medford, MA
1944*	Baltimore, MD
1945*	Pleasantville, NJ
1946-58	Sarasota, FL
1959-65	Scottsdale, AZ
1966-92	Winter Haven, FL
1993-2011	Fort Myers, FL
2012-present	Lee County, FL

*World War II

RECENT SPRING TRAINING RECORDS

1973: 3-14	1989: 12-19-1	2005: 13-15-1
1974: 18-8	1990: 9-8-1	2006: 9-20-1
1975: 1-20	1991: 22-11	2007: 15-12-4
1976: 9-5-1	1992: 16-13-2	2008: 8-13-3
1977: 17-10	1993: 11-20	2009: 19-13
1978: 15-11	1994: 15-13-2	2010: 17-14-1
1979: 15-11	1995: 5-7	2011: 14-19-2
1980: 11-9	1996: 12-17	2012: 16-11-4
1981: 15-14	1997: 11-19-1	2013: 17-17-1
1982: 11-16	1998: 20-8	2014: 11-17-2
1983: 9-16	1999: 18-10-2	2015: 17-12-2
1984: 15-11	2000: 11-19	2016: 14-18-1
1985: 12-16-1	2001: 14-16	2017: 18-14-4
1986: 12-16	2002: 15-15-2	2018: 22-9-1
1987: 16-13-1	2003: 15-14-1	2019: 12-17-1
1988: 17-15	2004: 18-11-1	

Notes



FENWAY'S FAVORITE
REFRESHING LAGER

THE OFFICIAL BEER OF THE
BOSTON RED SOX



2020

RED SOX SCHEDULE

MARCH/APRIL

SUN	MON	TUE	WED	THU	FRI	SAT
				26 3:37 TOR	27 7:07 TOR	28 3:07 TOR
29 1:07 TOR	30 6:35 BAL	31 6:35 BAL	1 1:05 BAL	2 2:05 CWS	3 CWS	4 1:05 CWS
5 1:05 CWS	6 7:10 TB	7 7:10 TB	8 1:05 TB	9 10:10 SEA	10 10:10 SEA	11 9:10 SEA
12 4:10 SEA	13 10:07 OAK	14 10:07 OAK	15 3:37 OAK	16 CLE	17 7:10 CLE	18 4:05 CLE
19 1:05 CLE	20 11:05 CLE	21 7:10 TOR	22 7:10 TOR	23 7:10 TOR	24 8:10 MIN	25 2:10 MIN
26 2:10 MIN	27 7:07 TOR	28 7:07 TOR	29 7:07 TOR	30		

JULY

SUN	MON	TUE	WED	THU	FRI	SAT
			1 1:05 SEA	2 PIT	3 7:05 PIT	4 4:05 PIT
5 1:35 PIT	6 7:10 TOR	7 7:10 TOR	8 7:10 TOR	9 BAL	10 7:10 BAL	11 4:05 BAL
12 1:05 BAL	13 ALL-STAR BREAK	14 ALL-STAR BREAK	15 ALL-STAR BREAK	16 KC	17 8:05 KC	18 7:05 KC
19 2:05 KC	20 7:07 TOR	21 7:07 TOR	22 4:07 TOR	23 NYY	24 7:05 NYY	25 1:05 NYY
26 7:05 NYY	27 7:10 BAL	28 7:10 BAL	29 7:10 BAL	30 7:10 NYY	31 7:10 NYY	

MAY

SUN	MON	TUE	WED	THU	FRI	SAT
					1 7:10 TEX	2 1:05 TEX
3 1:05 TEX	4 LAA	5 7:10 LAA	6 7:10 LAA	7 7:10 LAA	8 7:05 NYY	9 4:05 NYY
10 7:09 NYY	11 ATL	12 7:20 ATL	13 7:20 ATL	14 8:05 TEX	15 8:05 TEX	16 7:05 TEX
17 2:35 TEX	18 TB	19 7:10 TB	20 7:10 TB	21 7:10 TB	22 7:10 HOU	23 7:15 HOU
24 7:09 HOU	25 7:10 KC	26 7:10 KC	27 7:10 KC	28 1:05 KC	29 8:10 HOU	30 4:10 HOU
31 2:10 HOU						

AUGUST

SUN	MON	TUE	WED	THU	FRI	SAT
						1 4:05 NYY
2 1:05 NYY	3 BAL	4 7:05 BAL	5 7:05 BAL	6 7:05 BAL	7 7:10 TB	8 6:10 TB
9 1:10 TB	10 7:10 MIN	11 7:10 MIN	12 7:10 MIN	13 1:05 MIN	14 7:10 OAK	15 4:05 OAK
16 1:05 OAK	17 CIN	18 7:10 CIN	19 7:10 CIN	20 7:05 BAL	21 7:05 BAL	22 4:05 BAL
23 7:10 BAL	24 CWS	25 8:10 CWS	26 8:10 CWS	27 8:10 CWS	28 7:10 DET	29 6:10 DET
30 1:10 DET	31 7:10 NYY					

JUNE

SUN	MON	TUE	WED	THU	FRI	SAT
	1 7:10 CLE	2 7:10 CLE	3 1:10 CLE	4 MIL	5 7:10 MIL	6 7:15 MIL
7 1:05 MIL	8 TB	9 7:10 TB	10 7:10 TB	11 7:10 TB	12 7:10 NYY	13 7:15 NYY
14 7:09 NYY	15 ATL	16 7:10 ATL	17 7:10 ATL	18 CHC	19 2:20 CHC	20 8:15 CHC
21 7:09 CHC	22 10:07 LAA	23 10:07 LAA	24 4:07 LAA	25 STL	26 7:10 STL	27 4:05 STL
28 1:05 STL	29 7:10 SEA	30 7:10 SEA				

SEPTEMBER

SUN	MON	TUE	WED	THU	FRI	SAT
		1 7:10 NYY	2 7:10 NYY	3 DET	4 7:10 DET	5 7:10 DET
6 1:05 DET	7 1:05 DET	8 7:05 NYY	9 7:05 NYY	10 7:05 NYY	11 7:10 TB	12 4:05 TB
13 1:05 TB	14 CIN	15 6:40 CIN	16 6:40 CIN	17 7:10 TB	18 7:10 TB	19 6:10 TB
20 1:10 TB	21 TOR	22 7:10 TOR	23 7:10 TOR	24 7:10 TOR	25 1:10 BAL	26 1:05 BAL
27 3:05 BAL	28	29	30			

*ALL GAME TIMES ARE SUBJECT TO CHANGE

■ AWAY GAMES

■ HOME GAMES

■ WILLIAMSPORT, PA

E=ESPN F=FOX

ALL REGULAR SEASON GAMES ARE TELEVIEWED ON NESN UNLESS NOTED AND BROADCAST IN ENGLISH ON WEEI 93.7 FM AND IN SPANISH ON WCCH 1490 AM/103.7 FM.